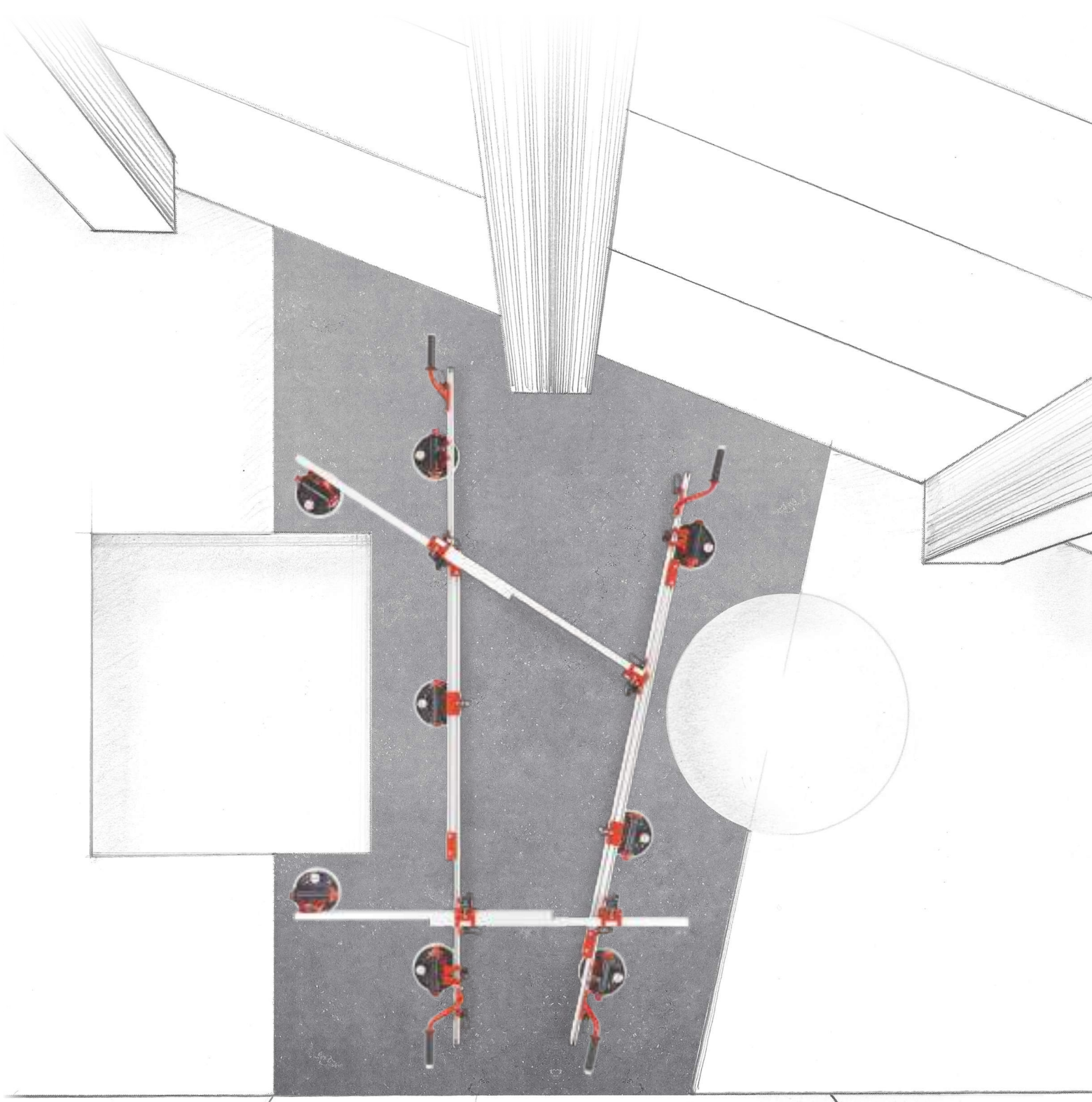




RAIMONDI

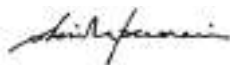
SINCE 1974 INNOVATIONS FOR
THE TILE SETTING PROFESSIONAL



CATALOG 2019/2020

RAMONDI

Cover in cooperation with architect Davide Pecorari



EASY-MOVE^{MkIV}*innovative frame for handling large format tiles*

The frame for handling large format tiles, EASY-MOVE, is now at its fourth generation.

Completely redesigned, EASY-MOVE^{MkIV} now offers functionalities and performances never achieved before: incredibly versatile thanks to the almost infinite possibilities of positioning its elements (with extremely smooth sliding), light (over 25% lighter compared to the previous version with vacuum suction cups and crossbars) and available with the new vacuum suction cup RV175. Its 8 suction cups (standard in models with crossbars) can be easily placed in any position along the aluminum profiles.

Its length is adjustable to work with slabs of any size. Even the crossbars have adjustable width, which means they can be adapted according to the crate dimension in order to collect the slabs.

Moreover, the crossbars can slide along the main profiles and can also be placed diagonally. So the operator can place the suction cups where he prefers according to the slab layout, with almost no limits. All movements are exceptionally fluid, which makes the frame really easy to be positioned in the desired configuration.

EASY-MOVE^{MkIV} is equipped with the brand new RV175 vacuum suction cup that offers impeccable performance and reliability. Lightweight, thanks to the die-cast aluminum body, it is equipped with a vacuum gauge (protected) and, if necessary, offers the possibility to replace the rubber cup and the gauge as well (the parts most subject to wear and potential accidental breakage).

EASY-MOVE^{MkIV} has also improved grips, now even more ergonomic and with a soft rubber insert, (double handles are available to work with four operators). EASY-MOVE^{MkIV} is available with or without crossbars, both with vacuum suction cups or traditional double suction cups.

**RV175***vacuum suction cup with replaceable gauge and rubber cup*

RV175 is the brand new RAIMONDI "vacuum" (pump) suction cup with gauge designed to offer flawless performance and reliability. RV175 is perfect for handling ceramic tiles and slabs, whether with smooth or textured surface.

RV175 is also suitable for lifting any non-porous material such as marble, granite, glass, etc. The suction cup has a grip area of Ø 175 mm, which generates a maximum load capacity of 130 kg (safety factor: 1.5). During its designing process, great attention has been paid to aspects such as longevity and maintenance: the components most subject to accidental wear and tear, like the stain free rubber cup and the vacuum gauge, are easily removable and replaceable.

RV175 comes in a transport case that includes a maintenance kit and a cup protection. The central body in die-cast aluminum makes RV175 extremely light and protects the vacuum gauge thanks to a sort of shield. Performance and safety of the suction cup are guaranteed by the high performance anti-rust valve (which allows the suction cup to grip in any position, even "upside down") and by the constant feedback of the grip (vacuum) state provided by the vacuum gauge. RV175 is produced in Italy in our facilities (Modena, Italy) and every single suction cup is subject to strict quality controls including an extensive final test for the correct operation.

**CORNER PROTECTOR***universal corner protector for slabs and tiles with 3 – 12 mm thickness*

Designed mainly with big porcelain slabs in mind, CORNER PROTECTOR is perfect for protecting the corners of tiles of any size (in porcelain, marble or other natural stones, glass, etc.) during their handling. The most innovative aspect of CORNER PROTECTOR is that a single product is suitable to be used on all materials with a thickness from 3 to 12 mm. The versatility of CORNER PROTECTOR goes along an extreme ease of use and maximum sturdiness.

**BC45 (BEVEL CUT 45)***new miter cutter for slabs and tiles*

BC45 is designed to make 45° cuts (bevels/miter cut) on slabs and tiles. It works leaning on the side of the slab, so its use is simple and fast, guaranteeing at the same time a precise work execution. This is also possible thanks to the smart design of the handles, designed to offer the ideal grip at any time during the cutting phase and therefore to constantly exercise the necessary pressure. BC45 can work on slabs and tiles without length limits. BC45 is compatible with the most common brands and models of angle grinders thanks to the 14MA (or 5/8") arbor attachment. It is designed for both dry (with dust aspirator) and water (with water cooling kit) use. BC45 is supplied with a Ø 115 mm "Cross-Turbo" disc, suitable for working on materials up to 16 mm thick. Discs with up to 125 mm diameter can be mounted, with whom BC45 can work on material with a maximum thickness of 20 mm. Supplied without angle grinder.



PAGE S3

SNAP

new cutting off plier for slabs and tiles with thickness up to 12 mm

SNAP is the new cutting-off plier for tiles and slabs with 3 to 12 mm thickness. The body with ergonomic grip is entirely made of die-cast aluminum. The progressive pressure exerted by the special knob allows to perform the snap (in correspondence of the incision performed on the slab) with precision and extreme efficacy, while ensuring the maximum delicacy on the surface of the slab. Width-adjustable rubber feet maximize the force applied depending on the width of the slab/tile.

SNAP is now supplied with the RAZOR cutting guide as well as sold separately.



PAGE Q7

RLS VITE – NEW CLIPS (1.5 mm & 3 mm JOINT) & VITEXPRESS

7 products to complete the RLS VITE system

The RLS VITE leveling system is now complete with the enter of 7 new products: 6 new clips and VITEXPRESS. The new clips achieve a nominal joint of 1.5 and 3 mm (and go alongside the existing 1 mm clip). Both the 1.5 and 3 mm clips are available (each) in 3 versions: standard (for use on tile sides), "T" and "+" (for use on tile intersections).


The "T" and "+" models allow to significantly reduce consumption and, in combination with the cap of RLS VITE system designed to always allow the full visibility of the joint, (even when used in combination with the innovative scratch-preventing washer with rubber ring), their use is particularly easy and effective. Finally, for those who want to maximize productivity while improving the ease of use of RLS VITE system, there is the new VITEXPRESS.

VITEXPRESS performs four functions that speed up the use of the system during its installation and removal process. It tightens the cap obtaining the perfect leveling; it unscrews the cap by reversing rotation of the screwdriver; it removes the clips and the cap by setting the tightening torque to the max level to properly break the clips at the desired point and, finally, it removes the cap from the upper/broken section of the clips when the job is finished. VITEXPRESS is equipped with an 8 mm hexagonal shaft,

which makes it suitable with the most popular cordless screwdrivers.

VITEXPRESS can be used to twist the individual cap as well as the cap equipped with the new anti-scratch washer.

1.5 mm
1/16"



3 mm
1/8"



PAGE S19

MOTOKOMPASS

device to perform circular cuts with half-bullnose and 45° finishing

MOTOKOMPASS is an absolute novelty on the market and is designed to meet the growing need to use ceramic slabs for applications related to furnishings and finishes, including making large diameter circular cuts with a 1/2 bull nose or 45° finishing.

Thanks to MOTOKOMPASS, it is now possible to perform multiple works on the slabs, like table tops, with a circular shape or a rectangular with rounded corners shape. MOTOKOMPASS is composed by a suction cup RV175 that acts as a pivot to a variable extension arm, which has an incision wheel on one end and a cutting unit with angle grinder on the other end, in order to perform a 1/2 bullnose or a 45° finishing. MOTOKOMPASS is compatible with the most common brands and models of angle grinders thanks to the 14MA (or 5/8") arbor attachment. Supplied without angle grinder.




PAGE R6-7

SPACERS

two "T" models and 2 models for diamond shape tiles

Available "T" models that create a 2 mm joint and have dimensions (A = 38 mm B = 20 mm H = 7 mm); ideal for laying tiles/slabs with 20 mm thickness.

Models are available for diamond shape tiles and for "Hungarian herringbone" layouts which have 2 mm joints; suitable for various laying layouts possible with diamond shape tiles.




PAGE S18

LAMELLAR GRINDING DISCS

grinding discs with diamond lamellas for shaping porcelain tiles/slabs edges

Two grits are available: 200 and 60, both with 22.2 mm hole.

Durability: finishing/shaping on porcelain tiles/slabs with 8 mm thickness – more than 100 linear meters. They can be used both dry and with water.







**ITALIAN
INNOVATION
AND TECHNOLOGY
FOR THE TILE
SETTING
PROFESSIONALS**

Italy is known to be the cradle of ceramic tiles and it is still one of the most important production areas worldwide especially in terms of product innovation.

Innovative ceramic tiles inevitably lead to innovative tile installation processes since the two are physiologically connected together.

Raimondi, since its founding (1974, Modena) focused on the tools for the tile installation business and stood out in the industry thanks to its strong innovation capacity (which often resulted in being ahead of its time), its technological solutions as well as for the highest quality of its product, elements of which have led the company to become a world leader in the industry.

All this without giving up total control and management of the product, from development to shipment, from our facilities in Modena, Italy, where Raimondi products are still designed and assembled.



SINCE 1974 INNOVATIONS FOR PROFESSIONAL TILE SETTER

Officially established on 1974, the history of Raimondi S.p.A. dates back to almost one century ago. Indeed, in the early 1900's the Raimondi family entered the Tile industry through the father of the founder, a master tile setter.

From him, the founder Mirco Raimondi, apprenticed under his father and practiced the art until 1960. On those years, Mirco Raimondi left the job site with the intention of realizing some of his ideas.

So he started manufacturing machines designed to improve job quality and productivity while simultaneously reducing operator fatigue: the vibrating machines.

Of proven effectiveness and high quality, those products immediately met the approval of professional tilers. It was year 1974 and the company Raimondi Mirco S.n.c was established (which in 1984 will become

Raimondi S.r.l. and, in 2003 Raimondi S.p.A.).

The founder was soon joined by his son and current chairman Ivan Raimondi as well as his nephew Giorgio Sighinolfi (who took care of design & engineering). Together they expanded the range of products and the distribution network in a very short time, leading the company to develop the domestic market first and growing internationally shortly after.

Currently Raimondi S.p.A., who in the meantime saw the joining of the third generation (Marco Raimondi and Riccardo Sighinolfi), is a fast paced leader in the production of Tile / Stone machines and tools worldwide.

All this without losing its vocation for product quality and efficacy and, of course, the "made in Italy".



The first exhibition



Mirco Raimondi - Budapest 1965

PROUDLY DESIGNED & MANUFACTURED IN MODENA (ITALY)

Not only made in Italy. But made in Modena. Worldwide - city heart of ceramics, as well as city strongly devoted to mechanics. Activities linked to quality craftsmanship, but also to industry, to which still today we rely on selecting the best suppliers. Raimondi S.p.A. designs and manufactures in two facilities based in Modena, subjecting both components and products to accurate controls. That's why after more than 40 years we are still able to guarantee that quality level that distinguishes us from the beginning.

QUALITY, INNOVATION AND EFFECTIVENESS FOR PROFESSIONALS

Raimondi S.p.A. has always focused its product research on the end user: the tile-setter. Every single item, from the simplest tool to the most complicated machine, is developed according to the needs of the professional, aiming at three main targets: to improve the quality of the finished work, to increase productivity, and to reduce operator fatigue. Thanks to this, we have managed to introduce to the market highly innovative products throughout our history, always in step with the times and in line with professionals' needs.



LET'S KEEP IN TOUCH

We have always loved people to see and touch our products and still we do. We strongly believe both in direct contact with the final user of our products (the tiler) and with those who bring the products to him, sales & distribution network.

For this reason, since 1974 we regularly exhibit at the most important trade shows and exhibitions both domestic and international.

For this reason, we always organize events to exchange feedbacks with tilers and, of course, to offer them our installation methods and products.

This mutual and constant exchange of information and opinions is essential not to lose contact with those who are the final judges of our products and from whose satisfaction depends our success.

CERSAIE 2018



A COMMITMENT FOR INSTALLATION: ASSOPOSA AND OTHER ASSOCIATIONS

On year 2013 Assoposa was founded, the Italian association dedicated to the tiler's recognition and training. Raimondi S.p.A. is one of the founding members as a technical partner.

Since 2013 we support this project by actively participating to the training and updating of dozens of "masters" tilers" throughout Italy.

The reason of this is because we still believe in value and importance of the tiler in the long process that transforms raw materials into raw ceramics and subsequently into floors (or cladding).

As well as the best fabrics that without good tailors will never become beautiful dresses, even the finest, beautiful and technically high-spec tiles will never become beautiful floors without the support of an excellent tilers. Considering our company's philosophy, actively supporting Assoposa since its foundation was almost physiological for us and we are proud to continue to give them our contribution.

Our engagement does not end with ASSOPOSA, indeed we co-operate with many other tile installers associations.

ASSOPOSA training session by Raimondi S.p.A.



ASSOPOSA & RAIMONDI

An affinity that comes from afar

On year 1950 my father, Mirco Raimondi, was elected President of the Artisans Consortium of Floor Layers in Modena. This happened after learning the art of tiles installation over many years by the side of his father Eugenio, tiler from the early '900.

Thanks to the passion for the profession and the esteem of members and colleagues, he started working for improving two aspects: tiler's working conditions and recognition of the tiler profession.

In order to satisfy the first need, he began to develop those products, which then led to the birth of our company.

But what could be done to give the proper recognition to the profession of the tiler? Create a group, with as many people as possible, of "certificated" Master Tilers.

The first initiative with the intention to achieve this goal dates back in 1987, the year ASSOPOSA was founded in collaboration with other major players in the industry and sponsored by the Ceramic Centre in Bologna.

Unfortunately, the first ASSOPOSA's life was short. In fact, the project did not meet the desired approval and was soon abandoned.

About twenty years later the project ASSOPOSA returns with greater energy thanks to the support of Confindustria Ceramica.

The introduction of the large format porcelain tiles and the publication of the norm called UNI 11493 have helped to make the chain manufacturer-retailer-consumer aware of the importance of the tiler installer: without qualified tilers is not possible to realize ceramic tiling which meets all market's expectations, both functional and aesthetic.

Thanks to this new scenario, on 2013 ASSOPOSA born once again (at the same time of CERSAIE Show) with the support of some promoters from 1987 and other new ones working in the same industry, without forgetting the fundamental support of Confindustria Ceramica.

Among the most relevant purposes of ASSOPOSA there is, of course, the intention to create a network of proven professional Master Tilers, to whom the market can refer for perfect installation of any type of tile.

Since 2013 ASSOPOSA has grown and today boasts hundreds of associated tilers. ASSOPOSA is also a key driver within the EUF (European Union of Tilers Associations).

Thanks to the collaboration of technical partners, leaders in their own fields, ASSOPOSA organizes dozens of training and professional growth seminars for tilers and construction technicians, as well as classes for designers.

The dream of Mirco Raimondi has not achieved yet: "I'll be glad when I will see the tilers move on site with a white coat". But we are finally heading to the right direction.

I am honored to continue my father's project and I am sure Raimondi support to the Association will never miss.

Ivan Raimondi

Owner of Raimondi S.p.A.





WHY DOGS? A BRIEF HISTORY BEHIND OF OUR COMPANY LOGO

Since "Raimondi Mirco s.n.c." was established in year 1974, we have been using a Dog as a trademark since we felt it would underline the qualities of "reliability and loyalty" - qualities the founder appreciated so much - thus identifying trademark for the newborn company became: the dog, "man's best friend" faithful, reliable, and loyal.

On year 1984 the company changed from Raimondi Mirco s.n.c. to Raimondi S.r.l., and a second dog was

added to the first one: the latter, lively and bouncy represents the new company, while the first dog (who is enjoying a well-deserved rest) represents the previous company.

On year 2003 the company changed its status from S.r.l. to the current S.p.A. [from limited liability company into joint stock company], keeping its trademark unchanged, that trademark having embodied the promises made back in 1974.



RAIMONDI

THE FACILITIES

Raimondi S.p.A. today operates in two manufacturing facilities for a total area of about 13.000 sq.m.: 10.000 sq.m for production and warehouse, 2.500 sq.m for sales, administrative, design, and R&D departments and 500 sq.m. for R&D, training and demo area and show room.

Raimondi S.p.A. covers a widespread domestic territory as well as many major worldwide markets exporting

the majority of its production through a network of reliable and skilled partners.

The commercial activity is supported by steady participation in the industry's major national, and international shows, always considered preferential meeting points with partners and operators within this industry.

Headquarter



Manufacturing, Research & Development facility

RAIMONDI ON-LINE

Raimondi S.p.A. is on line at www.raimondispa.com

Our website highlights the latest news in terms of products and events.

In addition, the user can easily access & review the technical information of every single products as well as downloading detailed brochures on specific products. Last but not least, the web site provides the list of events (exhibitions, open-houses, etc. . .) in which the company participate and/or organize.

On our YouTube channel (www.youtube.com/user/Raimondispa) as well as on our website, all products' videos can be watched on PC, tablet or smartphone.

The products with (youtube icon) have a video on the youtube channel to which it is possible to quickly access with mobile devices using QRcode.

In addition to that, always driven by the aim to be as close as possible to the end users, keeping them informed about our latest news and helping them with their needs, we are on the major social networks like Instagram and Facebook.



"LUPETTO" tiles beater

The first Raimondi product: "Lupetto" tiles beater. Back in 1974, 99% of the floors was laid with the "mortar base / mud bed" technique, so tiles needed to be "beaten" to ensure adequate bond to the "mud bed" and to prevent "lippage". Tiles beaters can be considered the first power-tool specifically designed for tile installers that has revolutionized installation technique. In fact, the use of tile beaters ensured technically perfect results while drastically reducing both the physical fatigue of the installer and the time for performing the job. With "Lupetto" the Raimondi history begins.




"DOBERMAN" rollers tiles beater

With "Doberman", the first rollers tiles beater, further improvement in the tiles beater world were introduced. "Doberman" is indeed a tiles beater equipped with external rollers that allows to vibrate up to the edge of the wall. In addition, thanks to "Doberman" the tiles installer can now perform the beating phase while working in upright position. Ideal for large areas, it is the first of a long series of rollers tiles beaters that still are in the Raimondi range.



"TITINA" floor preparation machine

"Titina" is the first floor preparation machine specifically designed for filling the joints and cleaning the floor during the grouting phase. To the specific tools for grouting and cleaning was subsequently added a multitude of other accessories to perform the most varied operations. Thanks to this as well as the extraordinary reliability of the machine, "Titina" becomes soon "the floor preparation machine for the tiles installer". "Titina" is the progenitor of the large family of Raimondi's floor preparation machines.



"S.T.F.30" bench saw machine

Evolution of the "S.T." (1978), "S.T.F.30" is the first bench saw machine equipped with an integrated hole cutting device. "S.T.F.30" is entirely made of aluminum and is renowned for its innovative hole cutting system that allows the machine not only to perform cuts, but also to drill the ceramic tiles of the time with ease.



"SUPERTITINA" floor preparation machine

1980 is a very important year for Raimondi. In fact "Supertitina" and "Minibet" were introduced. "Supertitina" is the evolution of "Titina" (1975). Thanks to the more powerful engine, the double speed and the larger diameter of the tools (as opposed to "Titina"), it is immediately appreciated by installers.



1974

- "Lupetto" - tiles beater (vibrator)
- "Cucciolo" - tiles beater (vibrator)
- Grout rake and waffled shoes
- "Canini" - wedges

1975

- Cross/T 5 mm - spacers
- "Doberman" - tiles beater (vibrator)
- "Boxer" - tiles beater (vibrator)
- Mortar spreader
- PVC hand tile beater
- "Titina" - floor preparation machine

1976

- "Stendibeton" - electrical bar
- Cross/T 3 and 7 mm - spacers
- "Breton" - tiles beater (vibrator)
- "Bang" - tilecutter

1977

- "Sprintbeton" - electrical bar
- "Bassotto" - tiles beater (vibrator)
- "Super 40" - tilecutter
- Knee pads
- "Medusa" - suction cup

1978

- Cross/T 2 and 4 mm - spacers
- "S.T." - bench saw machine
- Slab lifter
- "Terranova" - tiles beater (vibrator)

1979

- 45°/90° Square
- "S.T.F.30" - bench saw machine
- "Pointer" - tiles beater (vibrator)

1980

- Grout float 28 cm / Notched trowel 3 and 11 mm
- "Minibet" - mixer

- "Supertitina" - floor preparation machine

1981

- Cross/T 9 and 10 mm - spacers
- "Maxibet" - mixer
- "Speed" - stairs setter

1982

- "Bevel 50/60/90" - bridge saw machine
- "Mixer UB1" - mixer
- "Azzurra" - grout float

1983

- "Mixer UB3" - mixer
- Smooth tile shoes
- "Finish" - float with felt pads

professional spacers "+ / T 5 mm"

The ceramic industry introduces glazed "gres" tiles whose size differences do not allow the installation without joint. As a consequence, set tile with large joints became a must. To speed up the installation without having to renounce to the use of tiles beater, Raimondi first presents professional 5 mm (3/16") spacers both in cross and T shape. These two models were the first of a wide range of high-quality professional spacers which today consists of 11 sizes declined in 37 versions so to meet the most varied needs.



plastic tilecutter "BANG"

For the first time in the industry Raimondi introduces a tilecutter with a simple as well as ingenious design: "Bang". The winning features of "Bang" are the minimal structure made of plastic and aluminum that makes it lightweight (800 grams - 28 ounces) and extremely compact as well as the amazingly affordable price. "Bang" is a real revolution for its time: very light, inexpensive and capable to perform exceptional performance (cut of up to 60 cm).



mixer "MINIBET"

"Minibet" is the first adhesives and sealants mixer in the industry specifically designed for tile installer. Thanks to the 10 liter (2.6 gal) bucket, the light weight and the reduced dimensions, "Minibet" is immediately appreciated by the tiles installers. Entirely made of aluminum and proverbially reliable it becomes and remains for years a loyal allied for thousands of professionals. "Minibet" is the first in a series of compact professional mixers.



bridge saw machine "BEVEL"


"Bevel" is the first bridge saw machine designed by Raimondi for cutting ceramic tiles and natural stones up to a maximum length of 90 cm (35 1/2").

It is at the leading edge thanks to the sturdy structure, the high precision of cut, the removable tank and the innovative worktop which can be tilted in a special position to best perform 45° bevel-cuts ("jolly").



mixer "MIXER UB3"

"Mixer UB3" is designed for mixing two-components resin mixtures. The innovative system to hold the bucket, no matter which diameter and height, allows to mix the product directly in its container.



"PULIRAPID" professional wash basin

With "Pulirapid" Raimondi introduces a strictly professional wash basin. The design, its extreme sturdiness, included wheels and grit are the features that make it even today the preferred choice of professionals.



1984

- Rubber hammer
- "Arturo" - tiles holder tool
- "Handititina" - compact floor preparation machine

1985

- "S.T.85" - bench saw machine
- "Maxititina" - floor preparation machine
- "Pulirapid" - wash basin

1986

- Notched trowels
- Re-usable spacers
- "GS86" - compact saw machine

1987

- "S87" - trolley saw machine
- "Krick Krock" - level guides for wall covering
- Triple and double suction cups

1988

- "Rapid Universal" - wash basin
- "Mescol" - mixer reducer
- "Minititina" - floor preparation machine

1989

- "Camaleonte" - mixer
- "Morbidone" - knees protection cushion
- "Domenico" - wash basin
- Adjustable 45°/90° square
- "S.T.89" - bench saw machine

1990

- "Mastino" - tilebeater (vibrator)
- "Ginetta" - scraper
- "Venerdi" - wash basin
- "Camillo" - multipurpose trolley

1991

- "Rambo" - wash basin
- "Jolly 90" - automatic "jolly" machine
- "Foraspeed" - hole cutting machine

1992


- "Clarabella" - double head floor preparation machine
- "Pedalò" - wash basin
- "Bianchetto" - trolley to carry tiles
- "ECO92" - compact saw machine
- "CM100 manual" - bridge saw machine

1993

- "Supereco 93" - compact saw machine
- "Rosina" - sponge machine

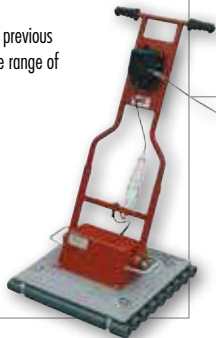
"S87" trolley saw machine

The removable plastic tank, the belt driven system, the removable motor assembly, the aluminum components and the "water-spray-guard" make "S87" an highly innovative trolley saw machine for the times it was designed. All these features combined with impeccable cut accuracy allow "S87" to be the first trolley saw machine ideal for tile installers.



"MASTINO" tilebeater

Tile size becomes bigger and bigger. So a much more effective tilebeater is needed. That is why "Mastino" was born. "Mastino", which is bigger and heavier than previous tilebeaters models, expands the already wide range of Raimondi tilebeaters.



"FORASPEED" hole cutting machine for porcelain tiles

The rise of porcelain tiles poses a new problem in the world of installation: how to cut holes. Until then, wolfram carbide bits had been sufficient for drilling tiles, but porcelain requires to use water cooled diamond bits instead. So, Raimondi launched "Foraspeed" which mounts internal-water-cooled diamond bits for a perfect and simple hole-cut on porcelain tiles.



"ROSINA" sponge machine

Few products attracted such a large and instantaneous interest as "Rosina" did. Since its launch on the market and thanks to its absolute innovation, "Rosina" becomes "the" solution for cleaning floor after joints grouting on large surfaces.

Operation no longer to be carried by hand being bent over the floor, but standing-up in absolute comfort. All this while cutting times and giving better results than the traditional manual cleaning.

Flawless performance, ease of use and uncompromising quality made "Rosina" a real milestones in the history of the equipment for the tiles professional installers.



compact saw machine "GS86"

"GS86" is an highly innovative compact saw machine that still has no equal on the market. It was designed to solve the problems related to cut, hole-cut and 45° bevel cut ("jolly") arising from the wall installation of porcelain tiles. "GS86" is a concentrate of technology specifically designed for tiles installer professionals to perform perfect cuts and 45° bevel cut ("jolly") as well as square, rectangular and semi-round holes on tiles of any size.



bench saw machine "S.T.89"

"S.T.89" is a portable bench saw machine for performing cuts and 45° bevel cuts ("jolly"). It is provided with an exclusive device reservoir/tank which maintains the optimum water level for best cooling of the diamond disc. Also, it comes with hardened and chromed bars for the trolley.



Automatic 45° bevels cutting ("Jolly") machine "JOLLY 90"

In a time where profiles were not yet sufficiently refined and consequently established and porcelain tiles made inadequate most of the equipment already available to tilers, performing perfect 45° degree bevels cuts ("jolly") becomes a real need. Particularly felt by ceramic tiles distributors that require a tool suitable to provide an appropriate service to their customers.

For this reason "Jolly 90" was born: a semi-automatic machine able to perform perfect 45° bevel cuts with ease on materials up to a maximum length of 90 cm (35 1/2"). Even on several tiles one after the other in a single pass. Another unique and innovative product from Raimondi.



wash basin "PEDALÒ"

With the introduction of "Pedalò", Raimondi presents what still remains the most practical wash basin for working standing-up available on the market. This thanks to the innovative system for squeezing the pole-sponge-foat. "Pedalò", which is obviously ideal for floors, it is also perfect for wall cleaning.



compact saw machine "ECO92"

The growing global appreciation of ceramic tiles as preferred material for floors and walls coverings creates the need for saw machines which have to be both effective and compact as well as price affordable so to be accessible also to less mature markets.

For this reason the "ECO92" project was born. It results in essential, lightweight, compact and accessible compact wet saw which however does not sacrifice performances.



A revolutionary project that will be later imitated by many in the industry.

"CM 150 AUTO" automatic feed precision saw machines
 Because of the growing demand of large format porcelain tiles, ceramic tiles distributors now have the need to create "listelli", skirting boards, etc... out from standard tiles.
 "CM 150 AUTOMATIC" was born to give an answer to these needs thanks to the very precise cut, the automatic motor/disc feed and the diamond blades kit which allows to cut and bevel simultaneously more than one tiles up to a maximum length of cut of 150 cm (59"). The supplied accessories complete the machine to perform high precision repetitive cuts.




"ISOLA" platform
 It is well known that tiles move if you walk on them with fresh adhesive. Isola platform is the brilliant and innovative solution to this problem. It has ridges which extend into the joint so to avoid installer feet to touch the tiles and allowing the pressure to be applied directly onto the solid substrate.
 "Isola": the platform to walk over floor without moving the tiles.



"BERTA" sponge machine
 The market manifests the need for a lighter and more compact sponge machine than the "Rosina", whose use is limited to big areas because of its big dimensions and heavy weight. The answer is the "Berta" sponge machine, suitable for use even in medium and small areas such as residential.
 Weight (38 Kg - 84 lbs), dimensions (65x55x50 cm - 25"x22"x20") as well as cost are reduced, but performances even increased in comparison with "Rosina". Despite the numerous attempts to imitate it, "Berta" (or rather its successor "Berta ADV" - 2005) remains to this day the most effective, practical and reliable sponge machine available on the market.



"ZOE" bridge saw machine
 Following the success of "Exploit" (1997), specifically designed for cutting tiles, the market is now demanding for a machine with similar technology but also able to cut thicker materials such as marble, granite, concrete structures, agglomerates, etc... That is why "Zoe" was born. A bridge saw which introduced in the industry plenty of unique technical innovations as well as impressive performances. Among the most relevant: the "belt transmission" and the motor assembly sliding system. The motor placed above the rail-guide is not invested by splashing water and thanks to the "belt transmission system" the ratio between the motor and blade rpm is reduced maximizing the torque and improving cut quality. The sliding motor assembly provided with four adjustable pulleys ensures perfect cuts up to 130 cm (51 1/8") length.
 "Zoe" redefines the standards of the industry.



"LEM 125" vertical cut saw machine
 "Lem 125" is another of those products that reiterates Raimondi's constant propensity to innovation. In fact, with "Lem 125" Raimondi introduced, first in the industry, a totally new concept: "Lem 125" is the first vertical-cut saw machine that takes advantage of gravity to "automate" the cut. Thanks to this new concept, "Lem 125" achieves several advantages compared to conventional saw machines with the same performance: easy to transport, smaller area occupied on the job-site as well as for the storage, small amount of water for cooling disc of (only 25 liters - 6.6 gal), removable external plastic tank, user presence not required during cut, ideal feed speed in function of the thickness and hardness of the material.



1994

- "Husky" - adhesive tile shoes
- "Elia" - bucket holder trolley
- "Pakis" - seat with wheels
- "TS 94" - bench saw machine

1995

- "Azzurrina" - Grout float with interchangeable rubber

"CM 150 Automatic" - Automatic feed precision saw machines

1996

- "Iperbet" - mixer
- Knee pads with ribbings for mud bed
- "Gigi" - notched trowel holder
- "Isola" - platform to walk on floor without moving tiles
- "Peppina" - mixing and grouting machine

1997

- "Exploit 50" - bridge saw machine
- "Pallino" - joint smoother tool
- "Kit 4 Slides" - steel slides kit

1998

- "Berta" - sponge machine
- "Exploit 70" - bridge wet saw
- "Supereco 98" - compact wet saw
- "Zoccolina" - notched trowel for skirtings
- "Spiru" - automatic wash basin

1999

- "S99" - trolley saw machine
- "Ercolaser" - self leveling laser
- "Manual tile cutters" - 44/52/63/75 cm
- White rubber mallet

2000

- "Skipper" - wash basin
- "Cico-Mix" - mixer
- "Jolly 1000" - automatic "jolly" machine

2001

- "Kessler" - straight edge handles
- "Trilaser" - self leveling laser
- "Bucaniere" - hole cutting machine
- "Zoe" - bridge saw machine

2002

- "Pikus" - bridge saw machine
- "Napoleone" - seat with wheels
- "Level Point" - for creating level point
- "Lem 125" - vertical cut saw machine

2003

- "Abrafughe" - grout saw tool
- "Exploit Advanced" - bridge saw machine
- "Bull-Dog" - profiling machine

mixer "IPERBET"

1996: A year dedicated to design specific tools for adhesive installation and mixing. Thanks to the know-how acquired from previous mixers such as Minibet, Maxibet 40, Mixer UB1, UB4 Mixer, Chameleon, the Iperbet was born. Thanks to the exclusive system which implies the rotating bucket and the stationary tool, the very high production capacity (300 kg/h) and the total electrical and mechanical reliability, Iperbet mixer is still the market leader.



compact bridge wet saw "EXPLOIT 50"

Porcelain tiles are now very popular on the market. They require an extremely precise and well finished cut which is not always obtainable with manual tile cutters or angle grinder. Raimondi R&D dept. gives the best of himself and in just 30 days designed and present to the market "Exploit 50", a real "exploit". Lightweight, compact and precise, it is a revolution because it represents the shifting of thousands of tile installers from the manual tile cutter or angle grinder to the precise and clean cut performed by diamond blade water-cooled via pump.



wash basin "SKIPPER"

The already wide range of Raimondi wash basins expands with "Skipper", designed to meet the demand for a professional but at the same time price competitive wash basin. The sturdiness, the large and big diameter wheels and the supplied grit, made "Skipper" a very appreciated wash basin from the professionals.



bridge saw machine "PIKUS"

The technical features of "Zoe" (2001) prove successful. So, why not transfer them to a model with smaller dimensions and weight specifically designed for cutting porcelain? The result is "Pikus" which, thanks to the excellent performances, the further innovative technical solutions, as well as the adoption of die-cast aluminum components, it quickly becomes the new benchmark on the market. "Pikus" has outstanding performance: unique in the industry. In fact, despite an engine output of just 1.5 hp (1.1 kW) is able to cut porcelain tiles up to 25 mm (1") thickness, and though it mounts just a Ø 250 mm (10") diamond disc, it has an overall maximum depth of cut capacity of 80 mm (3 1/8").



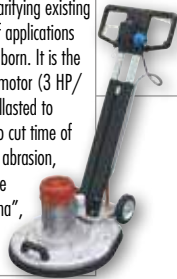
profiling machine "BULL-DOG"

Managing ceramic skirting boards is problematic due to several variables: product availability, high average cost, color rarely identical to the tiles used for flooring. This is especially true in markets which are geographically distant from ceramic tiles manufacturers. That is why "Bull-Dog" was designed and introduced: the first compact profiling machine in the industry capable to create the skirting boards directly from the same tiles used for floor covering. This meant for both ceramic distributors and contractors to reduce the cost per piece and overcoming the problems of color tonality and availability. Thanks to the wide range of diamond wheels "Bull-Dog" provides several levels of finishing, from mat up to polish (on full body materials such as porcelain and marble).



"IPERTITINA" floor preparation machine

The floor preparation machines ("Supertitina" and "Maxititina") already in range are more often required for performances which not always are within their reach. In particular there is a need for better performances in removal, abrasion and scarifying operations (i.e.: adhesive removal, scarifying existing floor for improving adhesive bonding, etc...). For this kind of applications the weight plays a key role. For this reasons "Iperititina" was born. It is the floor-preparation-machine flagship and thanks to its powerful motor (3 HP/ 2.2 kW) and the sturdy mechanical construction, it can be ballasted to achieve a total weight of over 80 Kg (176 lbs). This allows to cut time of about 70% (compared to "Supertitina" and "Maxititina") for abrasion, removal and scarifying operations. Moreover, in addition to the well-known tools suitable also for "Supertitina" and "Maxititina", "Iperititina" can be equipped with the geared planetary for restoring wooden, marble, granite and agglomerates floors.



2004

- "Nelson" - rolling seat with knee pads
- "Fakiro" - plaster rasp
- "Colombo" - adhesive spreader
- "Iperititina" - floor preparation machine

2005

- "Berta Advanced" - sponge machine
- "Cross and T 1 mm" - spacers
- "S99 Advanced" - trolley saw machine

2006

- "SA80" - trolley saw machine
- "Sherpa" - trolley saw machine

2007

- "Pikus Adv"- bridge saw machine
- "Zoe Adv"- bridge saw machine
- "SA 25"- trolley saw machine

2008

- "Foraspeed 08" - hole cutting machine
- "Cross and T 1,5 mm" - spacers
- "Bi-Bulldog Advanced" - profiling machine
- "Bulldog Advanced" - profiling machine

"ZOE ADV", "PIKUS ADV" bridge saw machines

The "Zoe" and "Pikus" models, which came into production in 2001 and in 2002, have earned and still enjoy the appreciation of professionals. Nevertheless Raimondi decides to improve their features and design the "ADV" versions which adopt the technical innovations introduced with "SA80". While maintaining the electro-mechanical features of the previous versions, in the new "ADV" models the 90% of the painted-steel components has been replaced with anodized and painted aluminum parts which eliminates the risk of rust formation and consequent erosion of the structure. In addition to the above-mentioned and many other improvements, the two most important new features are: the removable tank in sturdy plastic and the telescopic legs that allow a single user to place the machine.



"R.L.S." levelling system

Large format tiles and slabs are getting popular. Both manufacturers and installers report difficulties to prevent "lippage" (differences in height between the tiles). Raimondi takes a 2002 project from its archive, reworks it and at Cersaie 2009 presents the "R.L.S.": Raimondi Levelling System. Thanks to its extreme effectiveness, ease of use and technical features designed for professionals, the positive reaction of the industry is immediate: "R.L.S." solves the problem and becomes "the installation system recommended by all tiles manufacturers".



2009

- "Stafix" - device to set mortar base
- "Penisola" - Platform for T layout
- "SA09" - trolley saw machine
- "Microtitina" - floor preparation machine
- "SMS" - bridge saw machine
- "R.L.S." Raimondi Levelling System - leveling spacers

2010

- "CM 180"- Automatic feed precision saw machines
- "Bulldog" and "Bi-Bulldog" automatic
- "Iperititina Plus"- floor preparation machine
- "R.L.S. 12/20 mm" - high thickness R.L.S. clip
- "Fluid-Mix"- mixer for self levelling
- "Lem 150"- vertical cut saw machine

"RAI-FIX", "RAI-CUT"

mechanical fixing system for wall application of slabs

For the application to the wall of slabs bigger than to 40x40 cm (16"x16"), whether ceramic or natural stone, regulations require the use of a mechanical fixing in addition to the adhesive. Compared to the devices already available in the market, the "Rai-Fix" system offers the following advantages: fully invisible when mounted, it allows joints as small as 2 mm (3/32"), being stainless steel it remains unchanged even exposed to sun and weather. To insert the "Rai-Fix" hook a groove on the back of the tile has to be created. This can be done easily during the installation using the "RAI-CUT" device.



2011

- Height adjustable rake for self-leveling
- Sheet-presser roller
- "Rai-Fix" and "Rai-Cut" - safety "anchorage" system
- "Maxi Krick-Krock" - wall leveling guides
- "Digital Mixer" - mixer
- "Easy" - wash basin
- "Smart" - wash basin

2012

- "Lem 105"- vertical cut saw machine
- "Maxi-Cut" - bridge saw machine
- "Free-Cut" - cutting guide for big slabs
- "Free-Move" - handling device for big slabs
- "Closer" - device to accost tiles and slabs

"BM180"

working bench for large formats

Raimondi introduces BM180: the first modular bench in the world specifically designed for working in building site with large porcelain ceramic slabs. Thanks to the worktop (made up of extruded aluminum profiles with space between them) of 90 cm width and 180 cm length, to the possibility of connecting several benches and to the wide range of accessories, BM180 is ideal for the longest and largest slabs since it reaches a maximum length of 360 cm and a maximum width of 150 cm.



2013

- "Free-Flex" - cutting units with angle grinder for "Free-Cut"
- "Easy-Move" - handling device for big slabs
- "BM180" - modular bench
- "R.L.S. 3D" - clip for the Raimondi Levelling System
- "R.L.S. 3 and 4 mm" - clips to create 3 or 4 mm joints

trolley saw machine "SA80"

"SA80" is a fundamental step forward in terms of technical innovation of Raimondi saw machine line. It is indeed the first of a new generation of saws made at 90% with anodized aluminum and equipped with fully removable polypropylene tank. This is to meet the needs of professionals who complain about the older generation of saws (with coated steel chassis) which are inevitably affected by rust formation that compromises the structure although the machine is still otherwise perfectly effective.



dual-head profiling machine "BI-BULLDOG ADVANCED"

5 Years after the introduction of "Bul-Dog" the line of profiling machines evolves drastically thanks to a brand new design. The countless improvements in comparison with the previous model confers the machines much better performance, such as the ability to shape material of thicknesses up to 3 cm (1 3/16") and maximum length of 120 cm (47 1/4"). But not only that. In fact the range is expanded thanks to the "Bi-Bulldog ADV", a dual-head profiling machine which is therefore able to work with two diamond wheels in sequence. Obviously this results in a far bigger production capacity if compared to the single-head model, in a greater ease of use and, last but not least, in a higher quality level of the skirting boards.



automatic feed precision saw machines "CM 180"

The maximum length of cut of the "CM 150 automatic" (1995) equal to 150 cm (59") is no more sufficient. That is why "CM 180 automatic" with its maximum cutting capacity of 180 cm (71") was born. "CM 180 automatic" is a completely redesigned machine than the "CM 150 automatic", with much more evolved technical, mechanical and functional features. Thanks to these new characteristics "CM 180 Automatic" it is no longer limited to just cut and bevel simultaneously, but equipped with a range of dedicated accessories, it can perform multiple cuts and multiple anti-slippery grooves (multi-discs-device).



"FREE-CUT", "FREE-MOVE"

More and more large porcelain slabs (size up to 300x150 cm - 10'x5' - and thickness 3/6 mm - 1/8"-1/4") gain popularity on the market thanks to their high rate of innovation. Innovation that naturally involves new needs in order to perform a correct installation of these materials, so imposing as delicate. Raimondi, in cooperation with the leading manufacturers of porcelain slabs, develops a range of products specifically designed for the installation of these materials. Within them, two are the most significant. "Free-Cut" is the modular cutting guide built in anodized aluminum which, naturally, performs cuts up to a maximum length of 320 cm (10.5').



"Free-Move" is the most complete device for handling large slabs. Thanks to the included trolleys it also allows to place the slab in a vertical position so to apply the adhesive on the back with ease.

3D clip for Raimondi Levelling System "R.L.S. 3D"

5 years after its introduction, the revolutionary "R.L.S." (Raimondi Levelling System) expands thanks to the introduction of the innovative "3D Clip". The new clip is perfect to be used with any installation layout and is suitable to be positioned both in the tiles intersections (both "+" and "T" layout) and on the tiles sides.

The 3D clip, in addition to prevent lippage, creates the joint (1,5 mm - 1/16"). Furthermore, the new clip reduces by nearly 50% transport volumes (in comparison with the standard R.L.S. clip).

Raimondi: endless evolution.



"EXPLOT 2015, "BOLT", "MISTRAL" New bridge wet saws

Our extensive range of bridge wet saws further increases thanks to 3 new models (Exploit MY15, Bolt, Mistral). These brand new bridge wet saws adopt technologies and components developed and well run in on our top-of-the-range saws and put them into a compact and essential package. All made in Italy.



"VOLPINO" Compact vibrator for large format tiles

In order to correctly install large format tiles it is necessary to not neglect none of the aspects that contribute to realize a perfect installation. Among them, helping any air pocket escaping from underneath the slab is crucial and Volpino performs this function with the maximum efficiency. The high vibration frequency and the special stain-free-rubber plate, allow to ensure the tile slab a full bound to the adhesive, preventing any potential cracks and/or stains, expelling any air pocket from underneath the slab.



"EASY-MOVE ^{MkIII}" handling frame for large format tiles

EASY-MOVE ^{MkIII} is the fourth generation of Raimondi frames designed for the handling and installation of porcelain ceramic slabs. Thanks to the many years of experience gained in this field, EASY-MOVE ^{MkIII} incorporates all the technical features (such as the stain-free, tilting suction cups with vacuum gauge and the crossbars and suction cups that can be freely positioned or completely removed) necessary during the most complex situation during installation.



"R.L.S. VITE" screw leveling system

After 8 years in the market, the revolutionary RLS system composed by clip, wedge and plier, sees the entry of the new screw model. RLS VITE consists of two elements only: a threaded clip and a cap which, with a rapid movement, is screwed on the clip until it reaches the slab. At this point the pressure required for leveling is applied. The RLS VITE system is created for all those tilers that prefer to "feel" the pressure that is applied on the slabs rather than relying on a tool such as the plier in RLS clip/wedge system. RLS VITE works on tiles of thickness from 3 to 26 mm.



"MEGATITINA" single-disc/head machine

Megatitina was created to meet a very specific and growing need: scratching porcelain surfaces (but also marble, resin, cement, etc.) as well as smooth uneven surfaces. The power (4 or 3.4 hp) combined with the diameter of the tool holder disc (280 and/or 380 mm) and the modular weight (from 67 to 73 kg via ballast that can be placed in multiple positions or completely removable) as well as the technical measures specifically designed for this machine, they give Megatitina an excellent effectiveness.



2014

- "Fido" - Ergonomic support
- Vacuum suction cups - Suction cups with pump to create vacuum
- "Double Easy-move" - Handling device large format tiles with crossbars
- "Easy move vacuum" - Device for handling large format tiles with vacuum suction cups
- "Cam" - Modular trolley
- Slabs lifter - Device for lifting and laying tiles and large stones
- "R.L.S. 1 mm" - Clip to create 1 mm joints
- Sponge floats with quick change system "Easy Lock"

2015

- "Exploit 2015", "Bolt" and "Mistral" - Bridge wet saws
- New "SMS" - Bridge wet saws
- "T-move" - Device for handling large format tiles
- "Cam 320" - Modular trolley
- "Jolly Adv" - Machine to perform 46° bevels (jolly)
- "Jollyna" - Compact machine to perform 46° bevels
- "Back-finisher Bulldog" - Machine for removing the texture relief on the back of the tiles
- "Foracoste" and "Slot" - Devices to make holes and incisions on the side of the tiles
- "Molosso" - Tilebeater for 20 mm thickness tiles
- Spacer "+" and "T" type for 20 mm thickness tiles

2016

- "Double" - Removable and reusable dual size (joint) spacer
- "R.L.S. 3 mm" - 3D Clip (both "+" and "T" layout) to create 3 mm joints
- Profiling device for FREE-CUT cutting guide to perform 1/2 bullnose profile on slabs
- "Cam Adv" - Modular trolley for the transport of large format tiles and handling devices
- "Easy-Move Adv" - Devices with variable extension for handling large format slabs
- "Volpino" - Compact vibrator for large format tiles
- "Kompass" - Device to scribe circles and arcs
- 90° Gluing kit - for creating steps and countertops
- Slide bench with square for bridge wet saws
- Manual tile cutters 93 and 125 cm - Push incision
- Vacuum (pump) suction cups with vacuum gauge

2017

- "Raizor" - cutting system for up to 447 cm slabs
- "Easy-move ^{MkIII}" - variable extension handling device
- "BM180 ^{MkIII}" - working bench with folding legs and wide range of accessories
- "R.L.S. VITE" - "screwing" leveling system
- "SMS 260" - bridge saw machine for cutting 260 cm
- "Rai-Fix" 5 mm - safety withholding hook

2018

- "Megatitina" - Single-disc/head machine
- Slant Ridge notched trowels 36x13 cm
- R.L.S. tiles chipping (& scratching) preventing platform
- Scratch-preventing washer for R.L.S. VITE
- "Rotocuneo" - 3-in-1 tile shim
- "Power Raizor" - multi-angle cutting unit for Raizor
- "BM180 PLUS" - variable-width bench (100-150 cm)
- Tile-support cylinders
- "Tip-Top" - miter-clamping-device for stairs & countertops

Ergonomic support "FIDO"

Large format tiles market continues to expand requiring new and specific products suitable to optimize the operator's work so to reduce installation times, increase productivity and reduce physical effort. It is with this purpose that "FIDO" was born.

"FIDO" is a comfortable, stable and safe support during the operation of spreading adhesive, placing, adjusting and cleaning of tiles. Thanks to the ergonomic design the weight of the body is distributed in an optimum manner relieving fatigue and increasing the working area range of the operator thus reducing installation time. Made of sturdy die-cast aluminum with rubber inserts.



Tilebeater for 20 mm (3/4") thickness tiles "MOLOSSO"

The introduction of the 20 mm (3/4") thickness tiles, targeted mainly for outdoor use, create a new need: to compact them when installing them on mortar bed.

Even though the range of Raimondi vibrating machines is wide, it does not include a model powered and loud enough for working effectively with these heavy and big tiles.

So, we introduced the Molosso. Due to its weight, its large vibrating area, its power and its sturdiness, Molosso is the solution to address this new need.



Removable and reusable dual size (joint) spacer "DOUBLE"

In accordance with regulations about correct ceramic tile installation such as the Italian UNI 11493-1, DOUBLE has been designed to be very easy to remove after use. Designed to work on the sides of the tiles (not into intersections) so to ensure the maximum effectiveness especially on large format tiles; Thanks to the wide contact surface between tiles once in working position, DOUBLE ensures both perfect joint size and parallelism of the tiles.

One of the two facets of DOUBLE allows the product to be used flush to the floor as well as into corners; particularly helpful for wall covering. Each DOUBLE is designed to create two joints of different sizes: grey color to create joint sized 1 and 3 mm (1/32" and 1/8"); red color to create joints sized 2 and 5 mm (3/32" and 3/16").



light and professional cutting guide for large format tiles "RAIZOR"

Raizor was born 5 years after the introduction of Freecut (the first cutting guide for large-format ceramics by Raimondi) and redefines the industry standards. Light, compact, easy to transport (extruded aluminum profiles are contained in a comfortable padded bag with compartments) and with technical features (such as stain-free suction cups contained in the guides and the die-cast cutting unit provided with the guide) that give unique performances for the professional tilers.

Raizor offers a cutting length of 332 cm, which can be extended up to 447 cm with a special extension.



miter-clamping-device for stairs & countertops of any length "TIP-TOP"

Like any Raimondi product, Tip-Top aims to solve new problems in the most rational, innovative and effective possible way. Here is therefore a gluing device that allows you to make countertops and steps with tiles and slabs of any length, without any limit (perfect for example even for slabs of 300 cm in length). A product as effective and versatile as precise, practical and compact.





BRIDGE AND TROLLEY SAW MACHINES



PAGE A1



COMPACT SAW MACHINES



PAGE B1



SAW MACHINES AND PROFILING MACHINES FOR SPECIAL JOBS



PAGE C1



DIAMOND WHEELS AND BLADES



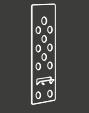
PAGE D1



TOOLS FOR FAÇADE



PAGE E1



HOLE CUTTING MACHINES AND BITS MIXERS



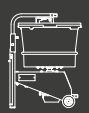
PAGE F1



MIXERS



PAGE G1



VIBRATORS AND ELECTRICAL BARS



PAGE H1



FLOOR PREPARATION MACHINES



PAGE I1



SPONGE MACHINES



PAGE L1



WASH BASINS, SPONGE FLOATS AND SPONGES



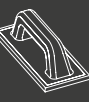
PAGE M1




GROUTING TOOLS



PAGE N1



ADHESIVE TOOLS



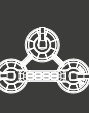
PAGE O1



TOOLS



PAGE P1



R.L.S. - RAIMONDI LEVELLING SYSTEM



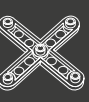
PAGE Q1



SPACERS, EXTENSION JOINTS AND PROFILES



PAGE R1



EQUIPMENT FOR BIG TILES/SLABS



PAGE S1



MANUAL TILE CUTTERS



PAGE T1



BRIDGE AND JOB SITE SAW MACHINES



OVERVIEW

WET SAW – CUTTING SPECIFICATIONS GRAPHS A2

BRIDGE WET SAWS

| | |
|--------------------|-----|
| EXPLOIT 70 | A4 |
| EXPLOIT 90 | A5 |
| EXPLOIT 120 | A6 |
| BOLT 90..... | A7 |
| BOLT 120..... | A8 |
| BOLT 150..... | A9 |
| MISTRAL 90..... | A10 |
| MISTRAL 120..... | A11 |
| MISTRAL 150..... | A12 |
| PIKUS 85 ADV..... | A13 |
| PIKUS 105 ADV..... | A14 |
| PIKUS 130 ADV..... | A15 |
| SMS 100 | A16 |
| SMS 125 | A17 |
| SMS 150 | A18 |
| SMS 220 | A19 |
| SMS 260 | A20 |
| ZOE 85 ADV..... | A21 |
| ZOE 105 ADV..... | A22 |
| ZOE 130 ADV..... | A23 |
| ZOE 150 ADV..... | A24 |

TROLLEY WET SAWS

| | |
|-------------|-----|
| SA80..... | A25 |
| SA09 | A26 |
| SHERPA..... | A27 |

ACCESSORIES FOR BRIDGE WET SAWS

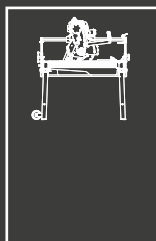
| | |
|--|-----|
| TILE HOLDERS, FLANGES, LASERS, DRESSING STONES | A28 |
| SIDE TABLE WITH ROLLERS, SQUARES, WHEELS | A29 |
| SIDE BENCH WITH SQUARE, WATER CONTAINMENT BARS | A30 |
| MANUAL FEED KIT WITH WHEEL..... | A31 |

ACCESSORIES FOR TROLLEY WET SAWS

| | |
|---|-----|
| SQUARES, LASER, DRESSING STONES, HANDLES..... | A32 |
|---|-----|

24 models that vary in performances, technology, size and preferential intended use. This is our wide range of bridge and trolley saw machines. From the more polyvalent, suitable to cut virtually any material, to the more compact ones studied mainly for cutting porcelain tiles, until the bridge saw designed for perfect cutting of slabs up to 260 cm (102 1/3"). A vast products portfolio (supported by a wide offer of accessories) from which to choose the model that best fits the needs of every single professional. All characterized by the highest degree of quality, effectiveness and efficiency.

To identify the most suitable model, see also the machines cutting specification graphs on page A2 and A3.

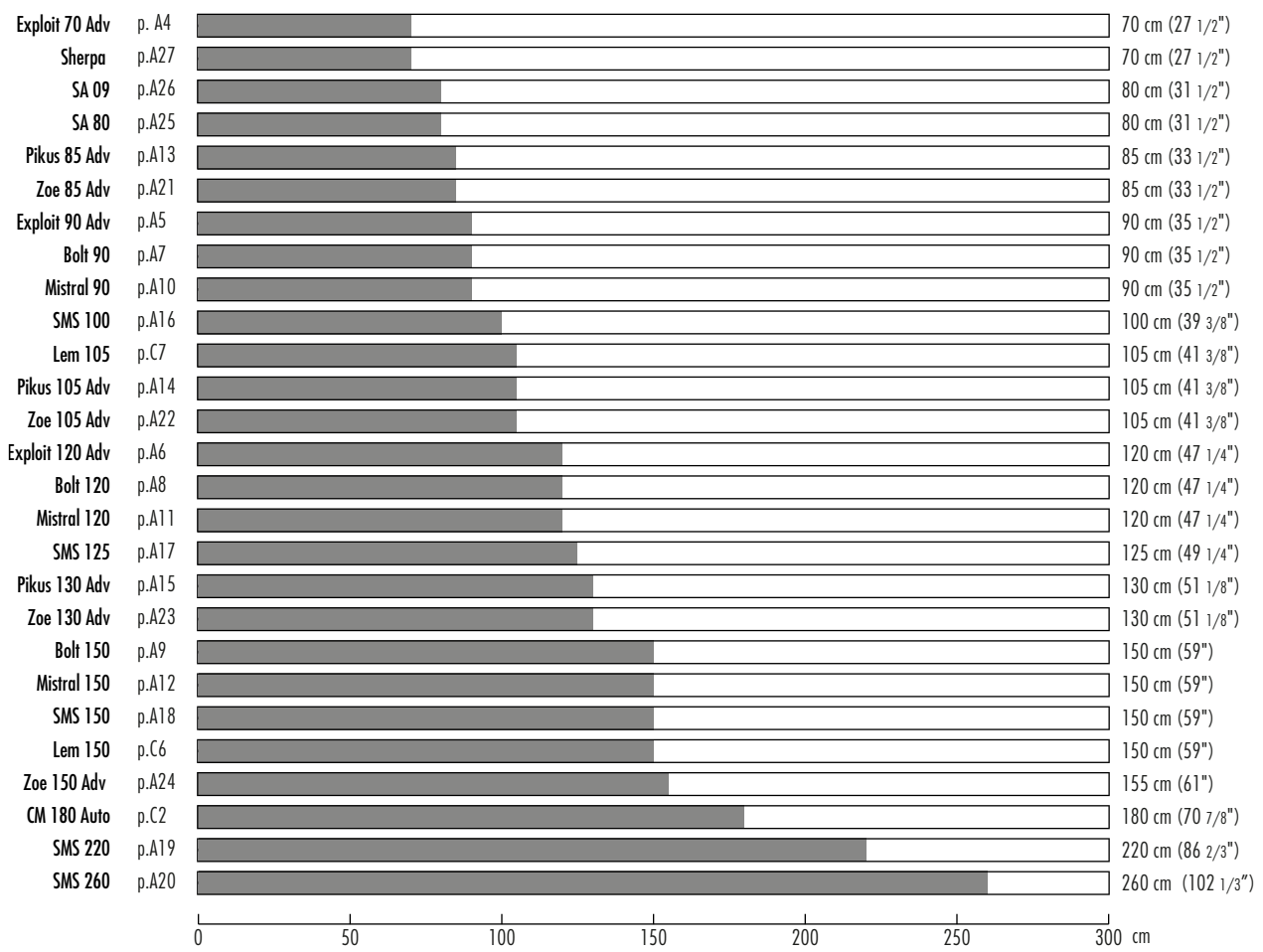




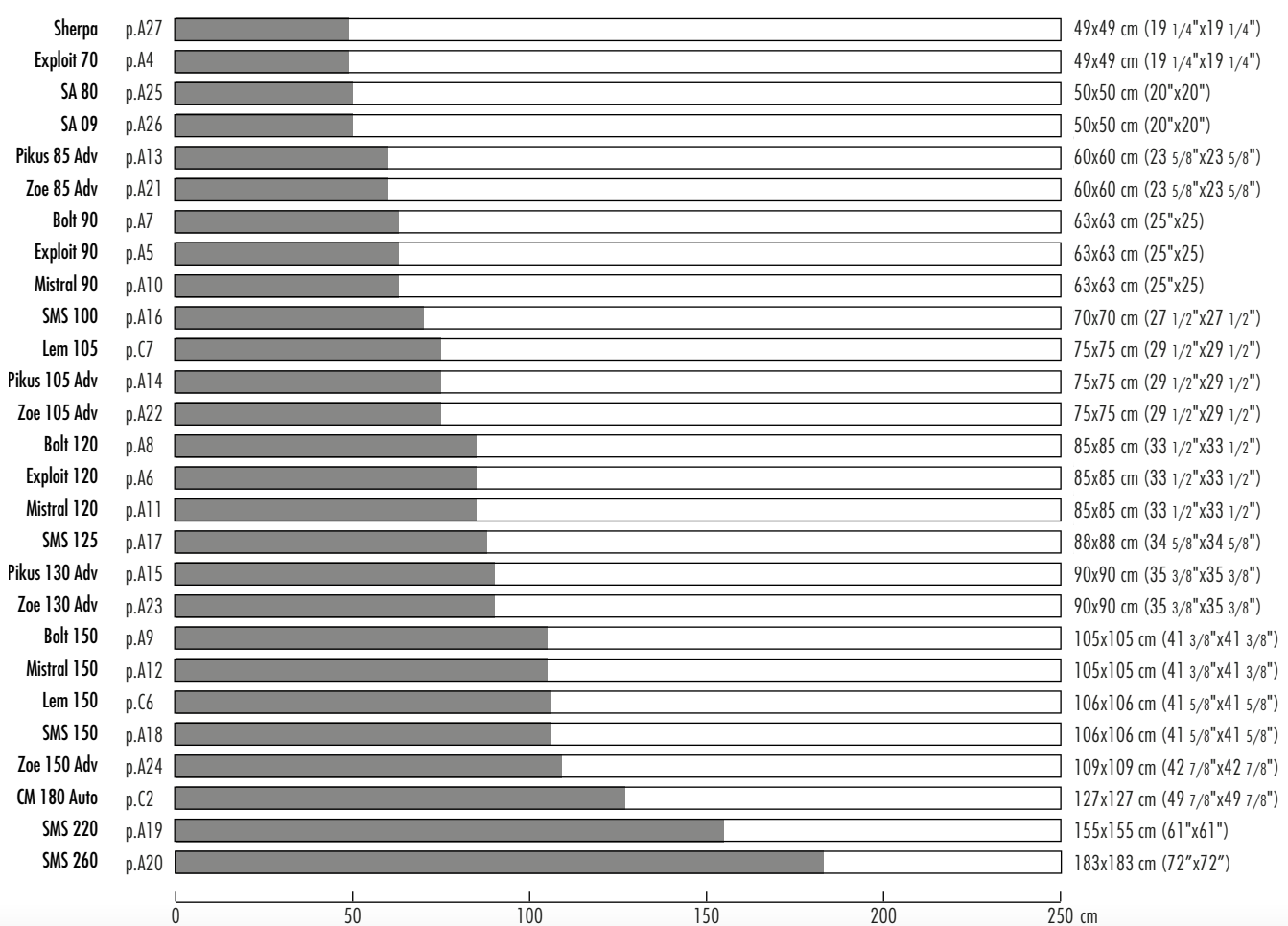
WET SAWS - CUTTING SPECIFICATIONS GRAPHS

BRIDGE AND JOB SITE SAW MACHINES

MAX LENGTH OF CUT

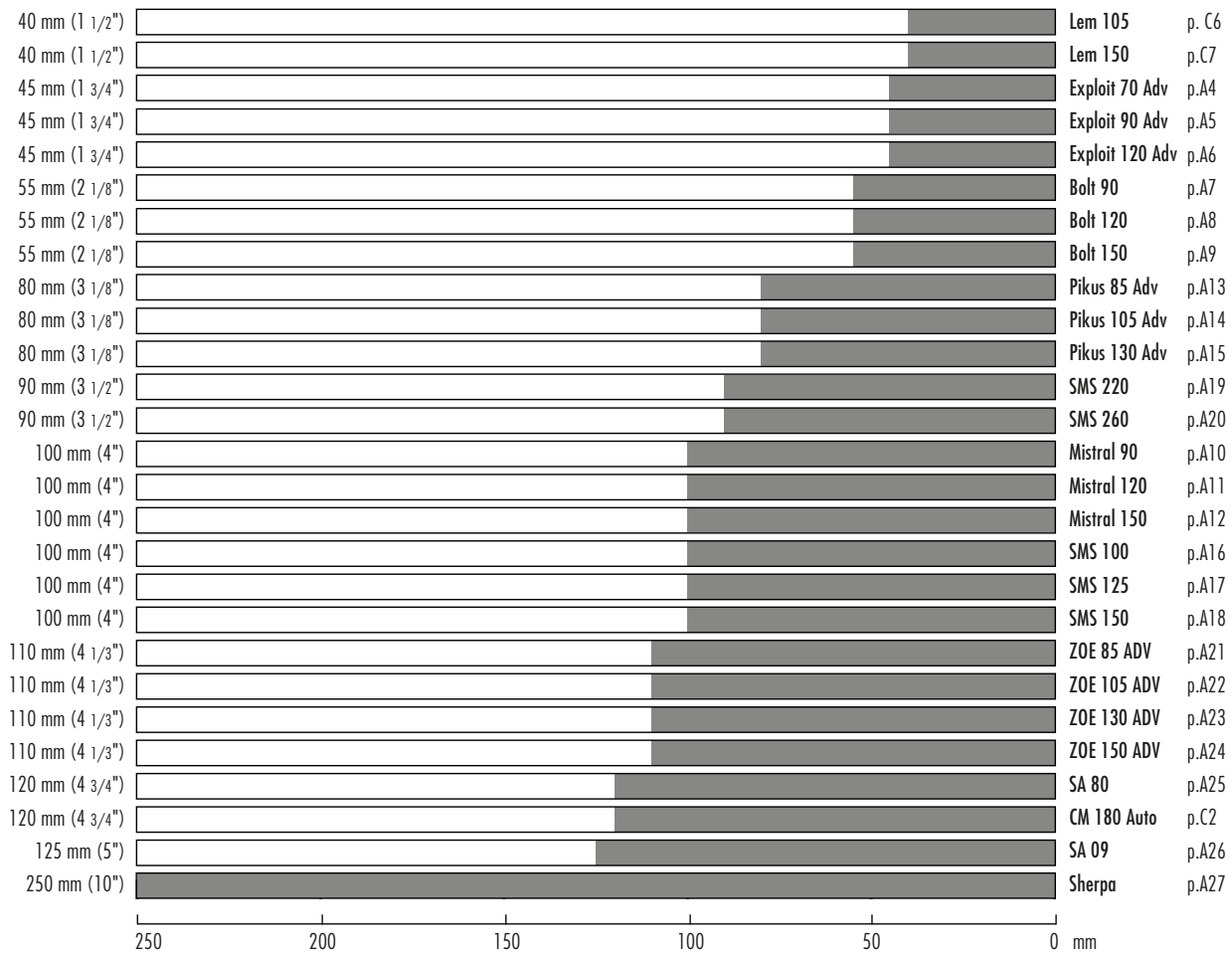


MAX DIAGONAL CUT (TILE SIZE)

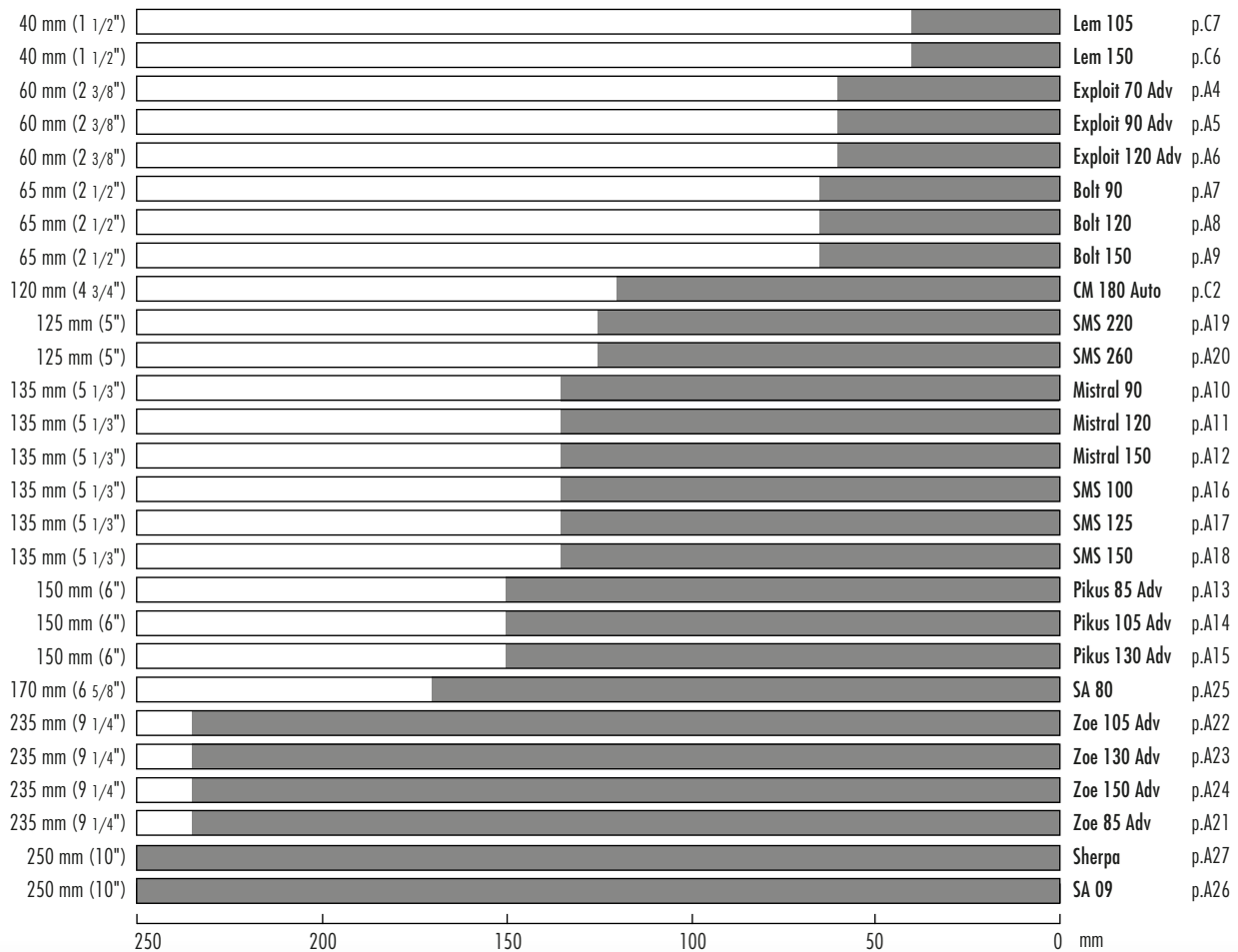




MAX THICKNESS OF CUT (SINGLE PASS)




MAX THICKNESS OF CUT (DOUBLE PASS)



EXPLOIT 70



AVAILABLE BLADES



CONTINUAL CROWN DISC

TURBO DISC

ACCESSORIES



LEFT 45°/90° SQUARE

90° SQUARE

EXTENSION BENCH WITH ROLLERS

WHEELS KIT

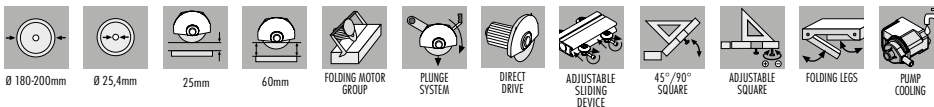
PACKAGE



CARTON BOX

OVERLAPABLE PALLETES

TECHNICAL CHARACTERISTICS



- For cutting porcelain, single-double fired, marble and granite.
- Maximum length of cut 70 cm (27 1/2").
- Maximum depth of cut: 45 mm (1 3/4") in single pass; 60 mm (2 3/8") in double pass.
- Diamond blade: max Ø 200 mm (8"); min Ø 180 mm (7").
- Plunge cut and adjustable cutting depth.
- Heavy Duty water pump.
- Sliding bar and pivots in aluminum.
- Easy-to-remove aluminum work benches for easy cleaning and maximum sturdiness.
- Coated metal frame.
- Re-adjustable aluminum square.

- Motor moves on 4 polypropylene pulleys; each pulley is reinforced with 2 inside bearings.
- Pulleys are easy to re-adjust (tighten): avoid play and confer long lasting precision of cut.
- Motor held by galvanized metal frame.
- Tiling legs.
- Tilting movement (0-47°) for 45° angle cut (jolly).
- Available accessories: self-standing side bench with rollers, 4 wheels + 2 handles kit.
- Supplied with Ø 200 mm (8") continual crown diamond disc for ceramic tiles, user manual, keys kit, dressing stone.

MODEL SPECIFICATIONS

| Part No. | Barcode | Carton | Lightning Bolt | M | Motor | Motor | Blade | Blade | |
|-------------------|---------------|--------|----------------|--------------|------------------|-------|--------|-------|------|
| 393N 070EU | 8024648089366 | 1 | 230 V 50 Hz | Single-phase | 0,9 HP / 0,65 kW | 2800 | 200 mm | 8" | 2800 |
| 393N 070BR | 8024648091017 | 1 | 230 V 60 Hz | Single-phase | 0,9 HP / 0,65 kW | 3360 | 200 mm | 8" | 3360 |
| 393N 070US | 8024648089380 | 1 | 110 V 60 Hz | Single-phase | 0,9 HP / 0,65 kW | 3360 | 200 mm | 8" | 3360 |
| 393N 070GB | 8024648089373 | 1 | 110 V 50 Hz | Single-phase | 0,9 HP / 0,65 kW | 2800 | 200 mm | 8" | 2800 |

CUTTING SPECIFICATIONS AND MACHINE DIMENSIONS / WEIGHT

| Model | Blade | Blade | Blade | Blade | Blade | Blade | Blade | Blade | Blade | Blade | Blade | Blade | |
|-------------------|--------|-------|-------|--------|-------|-------|---------|-------|-------------------|--------------------------|--------|------------------------------|----------|
| EXPLOIT 70 | 200 mm | 8" | 45 mm | 1 3/4" | 25 mm | 1" | 70 cm | ∞ | 49x49 cm | 100x56x h50 cm | 34 Kg | 101x57 h41 cm | 36 Kg |
| | 180 mm | 7" | 35 mm | 1 3/8" | - | - | 27 1/2" | | 19 1/2" x 19 1/2" | 39 3/8" x 22" x h19 5/8" | 75 lbs | 39 3/4" x 22 1/2" x h16 1/8" | 79.4 lbs |

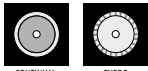




BRIDGE AND JOB SITE SAW MACHINES



AVAILABLE BLADES



CONTINUAL CROWN DISC TURBO DISC

ACCESSORIES



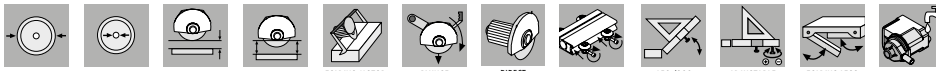
LEFT 45°/90° SQUARE 90° SQUARE EXTENSION BENCH WITH ROLLERS COUNTER SQUARE WHEELS KIT

PACKAGE



CARTON BOX ON PALLET OVERLAPPING PALLET

TECHNICAL CHARACTERISTICS



Ø 180-200mm Ø 25,4mm 25mm 60mm FOLDING MOTOR GROUP PLUNGE SYSTEM DIRECT DRIVE ADJUSTABLE SLIDING DEVICE 45°/90° SQUARE ADJUSTABLE SQUARE FOLDING LEGS PUMP COOLING

- For cutting porcelain, single-double fired, marble and granite.
- Maximum length of cut 90 cm (35 1/2").
- Maximum depth of cut 45 mm (1 3/4") in single pass; 60 mm (2 3/8") in double pass.
- Diamond blade: max Ø 200 mm (8"); min Ø 180 mm (7").
- Plunge cut and adjustable cutting depth.
- Heavy Duty water pump.
- Sliding bar and pivots in aluminum.
- Easy-to-remove aluminum work benches for easy cleaning and maximum sturdiness.
- Coated metal frame.
- Re-adjustable aluminum square.

- Motor moves on 4 polypropylene pulleys.; each pulley is reinforced with 2 inside bearings.
- Pulleys are easy to re-adjust (tighten): avoid play and confer long lasting precision of cut.
- Motor held by galvanized metal frame.
- Tiling legs.
- Tilting movement (0-47°) for 45° angle cut (jolly).
- Available accessories: extra side square, self-standing side bench with rollers, 4 wheels + 2 handles kit.
- Supplied with Ø 200 mm (8") continual crown diamond disc for ceramic tiles, user manual, keys kit, dressing stone.

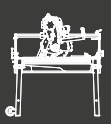
MODEL SPECIFICATIONS

| Part No. | Barcode | Box | Lightning Bolt | M | Motor | Motor | Blade | Blade |
|-------------------|---------------|-----|----------------|--------------|------------------|-------|-----------|-------|
| 393N 090EU | 8024648089397 | 1 | 230 V 50 Hz | Single-phase | 0,9 HP / 0,65 kW | 2800 | 200 mm 8" | 2800 |
| 393N 090BR | 8024648091031 | 1 | 230 V 60 Hz | Single-phase | 0,9 HP / 0,65 kW | 3360 | 200 mm 8" | 3360 |
| 393N 090US | 8024648089410 | 1 | 110 V 60 Hz | Single-phase | 0,9 HP / 0,65 kW | 3360 | 200 mm 8" | 3360 |
| 393N 090GB | 8024648089403 | 1 | 110 V 50 Hz | Single-phase | 0,9 HP / 0,65 kW | 2800 | 200 mm 8" | 2800 |

CUTTING SPECIFICATIONS AND MACHINE DIMENSIONS / WEIGHT

| Model | Blade | Depth | Width | Length | Height | Width | Height | Weight | Weight |
|-------------------|-----------|--------------|----------|---------------|--------|------------------|--------------------------------------|----------------|--------------------------------------|
| EXPLOIT 90 | 200 mm 8" | 45 mm 1 3/4" | 25 mm 1" | 90 cm 35 1/2" | ∞ | 63x63 cm 25"x25" | 125x56x h50 cm 49 1/4"x22"x h19 5/8" | 35 Kg 77.2 lbs | 130x58 h55 cm 51 1/8"x23"x h 21 5/8" |
| | 180 mm 7" | 35 mm 1 3/8" | - | - | - | - | - | - | 45 Kg 99.2 lbs |





BRIDGE AND JOB SITE SAW MACHINES

EXPLOIT 120



AVAILABLE BLADES



CONTINUAL CROWN DISC

TURBO DISC

ACCESSORIES



LEFT 45°/90° SQUARE

90° SQUARE

EXTENSION BENCH WITH ROLLERS

COUNTER SQUARE

WHEELS KIT

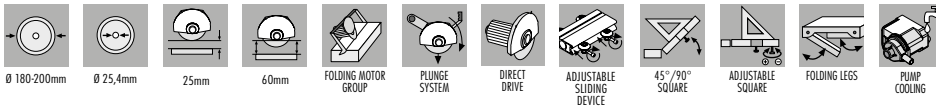
PACKAGE



WOODEN CASE

OVERLAPABLE PALLETS

TECHNICAL CHARACTERISTICS



- For cutting porcelain, single-double fired, marble and granite.
- Maximum length of cut 120 cm (47 1/4").
- Maximum depth of cut 45 mm (1 3/4") in single pass; 60 mm (2 3/8") in double pass.
- Diamond blade: max Ø 200 mm (8"); min Ø 180 mm (7").
- Plunge cut and adjustable cutting depth.
- Heavy Duty water pump.
- Sliding bar and pivots in aluminum.
- Easy-to-remove aluminum work benches for easy cleaning and maximum sturdiness.
- Coated metal frame.
- Re-adjustable aluminum square.

- Motor moves on 4 polypropylene pulleys.; each pulley is reinforced with 2 inside bearings.
- Pulleys are easy to re-adjust (tighten): avoid play and confer long lasting precision of cut.
- Motor held by galvanized metal frame.
- Tilting legs.
- Tilting movement (0-47°) for 45° angle cut (jolly).
- Available accessories: extra side square, self-standing side bench with rollers, 4 wheels + 2 handles kit.
- Supplied with Ø 200 mm (8") continual crown diamond disc for ceramic tiles, user manual, keys kit, dressing stone.

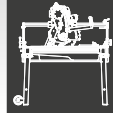
MODEL SPECIFICATIONS

| Part No. | Barcode | Box | Lightning Bolt | M | Motor | Motor | Blade | Blade |
|-------------------|---------------|-----|----------------|--------------|-----------------|-------|-----------|-------|
| 393N 120EU | 8024648095664 | 1 | 230 V 50 Hz | Single-phase | 1,2 HP / 0,9 kW | 2800 | 200 mm 8" | 2800 |
| 393N 120BR | 8024648095893 | 1 | 230 V 60 Hz | Single-phase | 1,2 HP / 0,9 kW | 3360 | 200 mm 8" | 3360 |
| 393N 120US | 8024648095701 | 1 | 110 V 60 Hz | Single-phase | 1,2 HP / 0,9 kW | 3360 | 200 mm 8" | 3360 |
| 393N 120GB | 8024648095909 | 1 | 110 V 50 Hz | Single-phase | 1,2 HP / 0,9 kW | 2800 | 200 mm 8" | 2800 |

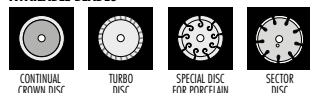
CUTTING SPECIFICATIONS AND MACHINE DIMENSIONS / WEIGHT

| Model | Blade | Blade | Blade | Blade | Blade | Blade | Blade | Blade | Blade | Blade | Blade | Blade |
|--------------------|-----------|-----------|--------------|----------|----------------|-------|--------------------------|------------------------------|-----------------|--------------------------------------|-----------------|-------|
| EXPLOIT 120 | 200 mm 8" | 180 mm 7" | 45 mm 1 3/4" | 25 mm 1" | 120 cm 47 1/4" | ∞ | 85x85 cm 33 1/2"x33 1/2" | 155x70xh 50 cm 61"x27"xh 20" | 46 Kg 101.4 lbs | 165x65xh 55 cm 65"x25 1/2"xh 21 5/8" | 62 Kg 136.7 lbs | |





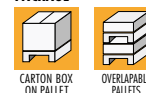
AVAILABLE BLADES



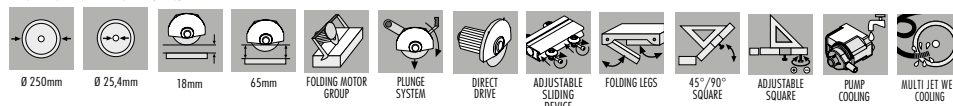
ACCESSORIES



PACKAGE



TECHNICAL CHARACTERISTICS



- For cutting porcelain, single-double fired, marble and granite.
- Maximum length of cut 90 cm (35 1/2").
- Maximum depth of cut 55 mm (2 1/8") in single pass; 65 mm (2 1/2") in double pass.
- Diamond blade Ø 250 mm (10").
- Plunge cut and adjustable cutting depth.
- Heavy Duty water pump. High capacity double jet water cooling.
- Sliding bar, pivots and disc cover in aluminum.
- Easy-to-remove aluminum work benches for easy cleaning and maximum sturdiness.
- Coated metal frame.
- Re-adjustable aluminum square.

- Motor moves on 4 polypropylene pulleys; each pulley is reinforced with 2 inside bearings.
- Pulleys are easy to re-adjust (tighten): avoid play and confer long lasting precision of cut.
- Motor held by galvanized metal frame.
- Tiling legs.
- Tilting movement (0-47°) for 45° angle cut (jolly).
- Available accessories: extra side square, self-standing side bench with rollers, 4 wheels + 2 handles kit.
- Supplied with Ø 250 mm (10") diamond disc for porcelain tiles, user manual, keys kit, dressing stone.

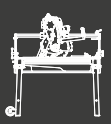
MODEL SPECIFICATIONS

| Part No. | Barcode | Box | Lightning Bolt | M | Motor | Motor | Blade | Blade |
|-------------------|---------------|-----|----------------|--------------|-----------------|-------|------------|-------|
| 225MS 90EU | 8024648088659 | 1 | 230 V 50 Hz | Single-phase | 1,5 HP / 1,1 kW | 2800 | 250 mm 10" | 2800 |
| 225MS 90BR | 8024648089717 | 1 | 230 V 60 Hz | Single-phase | 1,5 HP / 1,1 kW | 3360 | 250 mm 10" | 3360 |
| 225MS 90US | 8024648089731 | 1 | 110 V 60 Hz | Single-phase | 1,5 HP / 1,1 kW | 3360 | 250 mm 10" | 3360 |
| 225MS 90GB | 8024648089724 | 1 | 110 V 50 Hz | Single-phase | 1,5 HP / 1,1 kW | 2800 | 250 mm 10" | 2800 |

CUTTING SPECIFICATIONS AND MACHINE DIMENSIONS / WEIGHT

| Model | Blade | Depth | Depth | Length | Width | Table | Table | Weight | Table | Weight |
|----------------|------------|--------------|---------------|---------------|-------|------------------|--------------------------------------|-----------------|-------------------------------------|-----------------|
| BOLT 90 | 250 mm 10" | 55 mm 2 1/8" | 30 mm 1 3/16" | 90 cm 35 1/2" | ∞ | 63x63 cm 25"x25" | 120x56x h50 cm 47 1/4"x22"x h19 5/8" | 46 Kg 101.4 lbs | 130x58xh 55 cm 51 1/8"x23"xh21 5/8" | 56 Kg 123.5 lbs |





BOLT 120



AVAILABLE BLADES



CONTINUAL CROWN DISC TURBO DISC SPECIAL DISC FOR PORCELAIN SECTOR DISC

ACCESSORIES



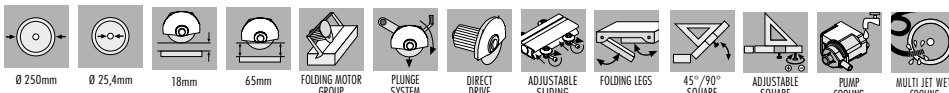
LEFT 45°/90° SQUARE 90° SQUARE EXTENSION BENCH WITH ROLLERS COUNTER SQUARE WHEELS KIT WHEEL KIT FEED

PACKAGE



WOODEN CASE OVERLAPPING PALLET

TECHNICAL CHARACTERISTICS



Ø 250mm Ø 25,4mm 18mm 65mm FOLDING MOTOR GROUP PLUNGE SYSTEM DIRECT DRIVE ADJUSTABLE SLIDING DEVICE FOLDING LEGS 45°/90° SQUARE ADJUSTABLE SQUARE PUMP COOLING MULTI JET WET COOLING

- For cutting porcelain, single-double fired, marble and granite.
- Maximum length of cut 120 cm (47 1/4").
- Maximum depth of cut 55 mm (2 1/8") in single pass; 65 mm (2 1/2") in double pass.
- Diamond blade Ø 250 mm (10").
- Plunge cut and adjustable cutting depth.
- Heavy Duty water pump. High capacity double jet water cooling.
- Sliding bar, pivots and disc cover in aluminum.
- Easy-to-remove aluminum work benches for easy cleaning and maximum sturdiness.
- Coated metal frame.
- Re-adjustable aluminum square.
- Motor moves on 4 polypropylene pulleys.; each pulley is reinforced with 2 inside bearings.
- Pulleys are easy to re-adjust (tighten): avoid play and confer long lasting precision of cut.
- Motor held by galvanized metal frame.
- Tiling legs.
- Tilting movement (0-47°) for 45° angle cut (jolly).
- Available accessories: extra side square, self-standing side bench with rollers, 4 wheels + 2 handles kit, wheel feed kit.
- Supplied with Ø 250 mm (10") diamond disc for porcelain tiles, user manual, keys kit, dressing stone.

MODEL SPECIFICATIONS

| Part No. | Barcode | Box | Lightning Bolt | M | Motor | Weight | Blade | Blade | |
|--------------------|---------------|-----|----------------|--------------|-----------------|--------|--------|-------|------|
| 225MS 120EU | 8024648088673 | 1 | 230 V 50 Hz | Single-phase | 1,5 HP / 1,1 kW | 2800 | 250 mm | 10" | 2800 |
| 225MS 120BR | 8024648089755 | 1 | 230 V 60 Hz | Single-phase | 1,5 HP / 1,1 kW | 3360 | 250 mm | 10" | 3360 |
| 225MS 120US | 8024648089779 | 1 | 110 V 60 Hz | Single-phase | 1,5 HP / 1,1 kW | 3360 | 250 mm | 10" | 3360 |
| 225MS 120GB | 8024648089762 | 1 | 110 V 50 Hz | Single-phase | 1,5 HP / 1,1 kW | 2800 | 250 mm | 10" | 2800 |


CUTTING SPECIFICATIONS AND MACHINE DIMENSIONS / WEIGHT

| Model | Blade Diameter | Blade Thickness | Blade Depth | Length | Width | Height | Weight | Dimensions | Weight | |
|-----------------|----------------|-----------------|------------------|-------------------|-------|-----------------------------|-------------------------------------|--------------------|--|--------------------|
| BOLT 120 | 250 mm 10" | 55 mm 2 1/8" | 30 mm 1 3/16" | 120 cm 47 1/4" | ∞ | 85x85 cm 33 1/2"x33 1/2" | 150x56x h50 cm 59"x22"x h19 5/8" | 50 Kg 110.2 lbs | 165x65xh 55 cm 65"x25 1/2"xh21 5/8" | 66 Kg 145.5 lbs |

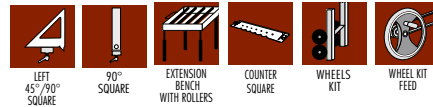




AVAILABLE BLADES



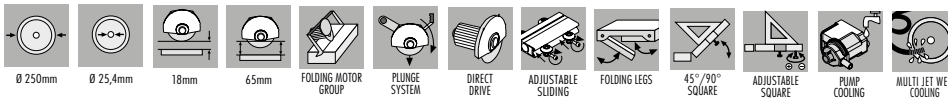
ACCESSORIES



PACKAGE



TECHNICAL CHARACTERISTICS



- For cutting porcelain, single-double fired, marble and granite.
- Maximum length of cut 150 cm (59").
- Maximum depth of cut 55 mm (2 1/8") in single pass; 65 mm (2 1/2") in double pass.
- Diamond blade Ø 250 mm (10").
- Plunge cut and adjustable cutting depth.
- Heavy Duty water pump. High capacity double jet water cooling.
- Sliding bar, pivots and disc cover in aluminum.
- Easy-to-remove aluminum work benches for easy cleaning and maximum sturdiness.
- Coated metal frame.
- Re-adjustable aluminum square.
- Motor moves on 4 polypropylene pulleys.; each pulley is reinforced with 2 inside bearings.
- Pulleys are easy to re-adjust (tighten): avoid play and confer long lasting precision of cut.
- Motor held by galvanized metal frame.
- Tiling legs.
- Tilting movement (0-47°) for 45° angle cut (jolly).
- Available accessories: extra side square, self-standing side bench with rollers, 4 wheels + 2 handles kit, wheel feed kit.
- Supplied with Ø 250 mm (10") diamond disc for porcelain tiles, user manual, keys kit, dressing stone.

MODEL SPECIFICATIONS

| Part No. | Barcode | Box | Lightning Bolt | M | Motor | Motor | Blade | Blade | |
|--------------------|---------------|-----|----------------|--------------|-----------------|-------|--------|-------|------|
| 225MS 150EU | 8024648089809 | 1 | 230 V 50 Hz | Single-phase | 1,5 HP / 1,1 kW | 2800 | 250 mm | 10" | 2800 |
| 225MS 150BR | 8024648089793 | 1 | 230 V 60 Hz | Single-phase | 1,5 HP / 1,1 kW | 3360 | 250 mm | 10" | 3360 |
| 225MS 150US | 8024648089823 | 1 | 110 V 60 Hz | Single-phase | 1,5 HP / 1,1 kW | 3360 | 250 mm | 10" | 3360 |
| 225MS 150GB | 8024648089816 | 1 | 110 V 50 Hz | Single-phase | 1,5 HP / 1,1 kW | 2800 | 250 mm | 10" | 2800 |

CUTTING SPECIFICATIONS AND MACHINE DIMENSIONS / WEIGHT

| Model | Blade | Depth | Depth | Length | Width | Table | Table | Weight | Weight | Weight |
|-----------------|---------------|-----------------|------------------|---------------|-------|---------------------------------|-------------------------------------|--------------------|--|--------------------|
| BOLT 150 | 250 mm 10" | 55 mm 2 1/8" | 30 mm 1 3/16" | 150 cm 59" | ∞ | 105x105 cm 41 3/8" x 41 3/8" | 180x56X h50 cm 71"x22"x h19 5/8" | 56 Kg 123.5 lbs | 195x65x h55 cm 76 3/4"x25 1/2"x h 21 5/8" | 72 Kg 158.7 lbs |



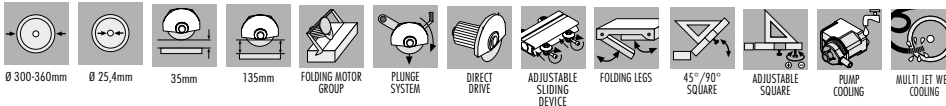
MISTRAL 90



AVAILABLE BLADES



TECHNICAL CHARACTERISTICS



ACCESSORIES



PACKAGE



- For cutting porcelain, single-double fired, marble and granite.
- Maximum length of cut 90 cm (35 1/2").
- Maximum depth of cut 100 mm (4") in single pass; 135 mm (5 1/8") in double pass.
- Diamond blade max Ø 350 mm (14"); min Ø 300 mm (12").
- Plunge cut and adjustable cutting depth.
- Heavy Duty water pump. High capacity double jet water cooling.
- Sliding bar and disc cover in aluminum.
- Easy-to-remove aluminum work benches for easy cleaning and maximum sturdiness.
- Coated metal frame.
- Re-adjustable aluminum square.
- Motor moves on 4 polypropylene pulleys; each pulley is reinforced with 2 inside bearings.

- Pulleys are easy to re-adjust (tighten): avoid play and confer long lasting precision of cut.
- Motor assembly holder and pivots in galvanized steel.
- Tiling legs.
- Tilting movement (0-47°) for 45° angle cut (jolly).
- Available accessories: extra side square, self-standing side bench with rollers, 4 wheels + 2 handles kit.
- Supplied with Ø 350 mm (14") diamond disc for porcelain tiles, user manual, keys kit, dressing stone.

MODEL SPECIFICATIONS

| Part No. | Barcode | Box | Lightning Bolt | M | Motor | Motor | Blade | Blade | Blade |
|-------------------|---------------|-----|----------------|--------------|---------------|-------|--------|-------|-------|
| 224MS 90EU | 8024648088611 | 1 | 230V 50 Hz | Single-phase | 3 HP / 2,2 kW | 2800 | 350 mm | 14" | 2800 |
| 224MS 90BR | 8024648090492 | 1 | 230V 60 Hz | Single-phase | 3 HP / 2,2 kW | 3360 | 350 mm | 14" | 3360 |
| 224MS 90US | 8024648090508 | 1 | 110V 60 Hz | Single-phase | 2 HP / 1,5 kW | 3360 | 350 mm | 14" | 3360 |

CUTTING SPECIFICATIONS AND MACHINE DIMENSIONS / WEIGHT

| Model | Blade | Depth | Depth | Depth | Depth | Depth | Motor | Weight | Dimensions | Weight |
|-------------------|---------------|--------------|-----------------|------------------|-------|---------------------|---|--------------------|--|--------------------|
| MISTRAL 90 | 350 mm 14" | 100 mm 4" | 60 mm 2 3/8" | 90 cm 35 1/2" | ∞ | 63x63 cm 25"x25" | 120x60x h60 cm 47 1/4"x23 5/8"x h23 5/8" | 60 Kg 132.3 lbs | 130x58x h72 cm 51 1/8"x22 3/4"x h 28 3/8" | 70 Kg 154.3 lbs |





BRIDGE AND JOB SITE SAW MACHINES



AVAILABLE BLADES



CONTINUAL CROWN DISC TURBO DISC SPECIAL DISC FOR PORCELAIN SECTOR DISC

ACCESSORIES



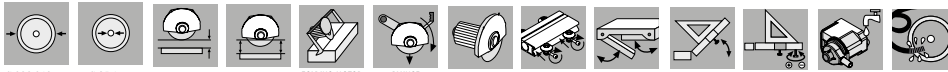
LEFT 45°/90° SQUARE 90° SQUARE EXTENSION BENCH WITH ROLLERS COUNTER SQUARE WHEELS KIT WHEEL KIT FEED INCREASED FLANGES Ø 200 mm

PACKAGE



WOODEN CASE OVERLAPABLE PALLETES

TECHNICAL CHARACTERISTICS



Ø 300-360mm Ø 25,4mm 35mm 135mm FOLDING MOTOR GROUP PLUNGE SYSTEM DIRECT DRIVE ADJUSTABLE SLIDING DEVICE FOLDING LEGS 45°/90° SQUARE ADJUSTABLE SQUARE PUMP COOLING MULTI JET WET COOLING

- For cutting porcelain, single-double fired, marble and granite.
- Maximum length of cut 120 cm (47 1/4").
- Maximum depth of cut 100 mm (4") in single pass; 135 mm (5 1/3") in double pass.
- Diamond blade max Ø 350 mm (14"); min Ø 300 mm (12").
- Plunge cut and adjustable cutting depth.
- Heavy Duty water pump. High capacity double jet water cooling.
- Sliding bar and disc cover in aluminum.
- Easy-to-remove aluminum work benches for easy cleaning and maximum sturdiness.
- Coated metal frame.
- Re-adjustable aluminum square.
- Motor moves on 4 polypropylene pulleys.; each pulley is reinforced with 2 inside bearings.

- Pulleys are easy to re-adjust (tighten): avoid play and confer long lasting precision of cut.
- Motor assembly holder and pivots in galvanized steel.
- Tiling legs.
- Tilting movement (0-47°) for 45° angle cut (jolly).
- Available accessories: extra side square, self-standing side bench with rollers 4 wheels + 2 handles kit, wheel kit feed.
- Supplied with Ø 350 mm (14") diamond disc for porcelain tiles, user manual, keys kit, dressing stone.

MODEL SPECIFICATIONS

| Part No. | | | | | | | | | |
|-------------|---------------|---|------------|--------------|---------------|------|--------|-----|------|
| 224MS 120EU | 8024648088628 | 1 | 230V 50 Hz | Single-phase | 3 HP / 2,2 kW | 2800 | 350 mm | 14" | 2800 |
| 224MS 120BR | 8024648090522 | 1 | 230V 60 Hz | Single-phase | 3 HP / 2,2 kW | 3360 | 350 mm | 14" | 3360 |
| 224MS 120US | 8024648090539 | 1 | 110V 60 Hz | Single-phase | 2 HP / 1,5 kW | 3360 | 350 mm | 14" | 3360 |

CUTTING SPECIFICATIONS AND MACHINE DIMENSIONS / WEIGHT

| Model | | | | | | | | | | |
|-------------|---------------|--------------|-----------------|-------------------|---|-------------------------------|---|--------------------|---|------------------|
| MISTRAL 120 | 350 mm 14" | 100 mm 4" | 60 mm 2 3/8" | 120 cm 47 1/4" | ∞ | 85x85 cm 33 1/2" x 33 1/2" | 150x60x h60 cm 59" x 23 5/8" x h 23 5/8" | 63 Kg 138.9 lbs | 165x65x h72 cm 65" x 25 1/2" x h 28 3/8" | 83 Kg 183 lbs |






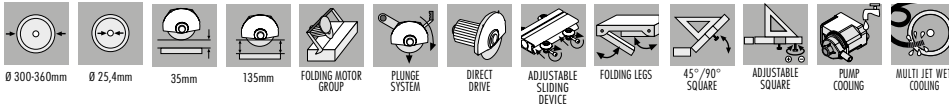
MISTRAL 150



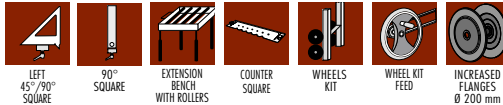
AVAILABLE BLADES



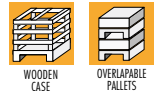
TECHNICAL CHARACTERISTICS



ACCESSORIES



PACKAGE



- For cutting porcelain, single-double fired, marble and granite.
- Maximum length of cut 150 cm (59").
- Maximum depth of cut 100 mm (4") in single pass; 135 mm (5 1/3") in double pass.
- Diamond blade max Ø 350 mm (14"); min Ø 300 mm (12").
- Plunge cut and adjustable cutting depth.
- Heavy Duty water pump. High capacity double jet water cooling.
- Sliding bar and disc cover in aluminum.
- Easy-to-remove aluminum work benches for easy cleaning and maximum sturdiness.
- Coated metal frame.
- Re-adjustable aluminum square.
- Motor moves on 4 polypropylene pulleys.; each pulley is reinforced with 2 inside bearings.

- Pulleys are easy to re-adjust (tighten): avoid play and confer long lasting precision of cut.
- Motor assembly holder and pivots in galvanized steel.
- Tiling legs.
- Tilting movement (0-47°) for 45° angle cut (jolly).
- Available accessories: extra side square, self-standing side bench with rollers 4 wheels + 2 handles kit, wheel kit feed.
- Supplied with ø 350 mm (14") diamond disc for porcelain tiles, user manual, keys kit, dressing stone.

MODEL SPECIFICATIONS

| Part No. | Barcode | Box | Lightning Bolt | M | Motor | Motor | Disc | Disc | |
|--------------------|---------------|-----|----------------|--------------|---------------|-------|--------|------|------|
| 224MS 150EU | 8024648088635 | 1 | 230V 50 Hz | Single-phase | 3 HP / 2,2 kW | 2800 | 350 mm | 14" | 2800 |
| 224MS 150BR | 8024648090553 | 1 | 230V 60 Hz | Single-phase | 3 HP / 2,2 kW | 3360 | 350 mm | 14" | 3360 |
| 224MS 150US | 8024648090560 | 1 | 110V 60 Hz | Single-phase | 2 HP / 1,5 kW | 3360 | 350 mm | 14" | 3360 |

CUTTING SPECIFICATIONS AND MACHINE DIMENSIONS / WEIGHT

| Model | Disc | Depth | Width | Length | Wheels | Table | Motor | Weight | Dimensions | Weight |
|--------------------|---------------|--------------|-----------------|---------------|--------|---------------------------------|--|--------------------|---|--------------------|
| MISTRAL 150 | 350 mm 14" | 100 mm 4" | 60 mm 2 3/8" | 150 cm 59" | ∞ | 105x105 cm 41 3/8" x 41 3/8" | 180x60x h60 cm 71" x 23 5/8" x h23 5/8" | 73 Kg 160.9 lbs | 195x65x h72 cm 77" x 25 1/2" x h 28 3/8" | 90 Kg 198.4 lbs |



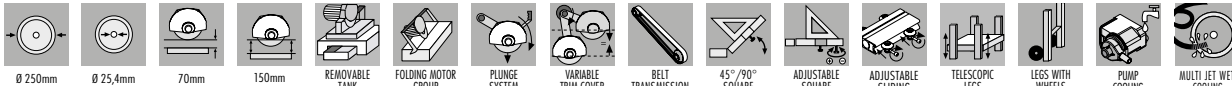


BRIDGE AND JOB SITE SAW MACHINES

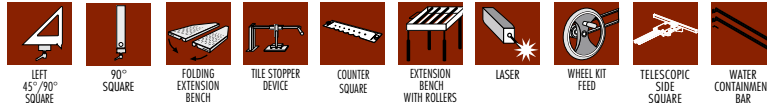
AVAILABLE BLADES



TECHNICAL CHARACTERISTICS



ACCESSORIES



PACKAGE



- For cutting granite, marble, porcelain, single and double fired, bricks, cement, etc...
- Maximum length of cut 85 cm (33 1/2").
- Maximum thickness of cut: 80 mm (3 1/8") in single pass; 150 mm (6") in double pass.
- Maximum blade diameter Ø 250 mm (10"); smallest blade diameter Ø 230 mm (9").
- Adjustable cutting depth.
- Tilting motor assembly for bevel cuts from 0° to 45°.
- Belt driven system optimizes motor torque and cutting capacity.
Gear ratio of motor to disc 1,4 ÷ 1. Drive belt type poly V.
- Cast and extruded aluminum framework.
- Easy-to-remove polypropylene tank for easy cleaning. Capacity: 38 lt (10 Gal).

- Heavy duty water pump and (2) jet nozzles (front or rear mounted) provide superior blade cooling.
- Sliding motor assembly with cast aluminum housing provided with 4 re-adjustable pulleys (double bearings). Extruded aluminum rail.
- Re-adjustable square for long lasting precision.
- Telescopic legs provided with double safety device to prevent collapsing.
- Floating blade guard remains in contact with tile to provide extra safety during operation.
- Pivoting blade guard remains parallel to tile to ensure maximum cutting depth.
- Equipped with: diamond disc Ø 250 mm (10") for porcelain, wheels kit for easy transport, key kit, wrench, manual.

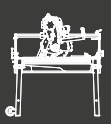
MODEL SPECIFICATIONS

| Part No. | Barcode | Box | Lightning Bolt | M | Motor | Motor | Blade | Blade | |
|-------------|---------------|-----|----------------|--------------|-----------------|-------|--------|-------|------|
| 424ADV | 8024648054791 | 1 | 230 V 50Hz | Single-phase | 1,5 HP / 1,1 kW | 2800 | 250 mm | 10" | 2000 |
| 424ADV 60SX | 8050532011083 | 1 | 230 V 60Hz | Single-phase | 1,5 HP / 1,1 kW | 3360 | 250 mm | 10" | 2400 |
| 424ADV USSX | 8050532009073 | 1 | 110 V 60Hz | Single-phase | 1,3 HP / 1 kW | 3360 | 250 mm | 10" | 2400 |
| 424ADV GBSX | 8024648093448 | 1 | 115 V 50Hz | Single-phase | 1,5 HP / 1,1 kW | 2800 | 250 mm | 10" | 2000 |

CUTTING SPECIFICATIONS AND MACHINE DIMENSIONS / WEIGHT

| Model | Blade | Thickness | Thickness | Length | Width | Height | Weight | Weight | Weight | |
|--------------|---------------|-----------------|-----------------|------------------|-------|-----------------------------|----------------------------------|--------------------|---------------------------------|------------------|
| PIKUS 85 ADV | 250 mm 10" | 80 mm 3 1/8" | 55 mm 2 1/8" | 85 cm 33 1/2" | ∞ | 60x60 cm 23 5/8"x23 5/8" | 125x70xh 79 cm 50"x27"x h 31" | 60 Kg 132.3 lbs | 150x73xh 95cm 59"x29"x h 37" | 78 Kg 172 lbs |



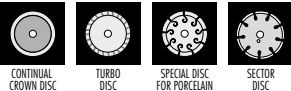


BRIDGE AND JOB SITE SAW MACHINES

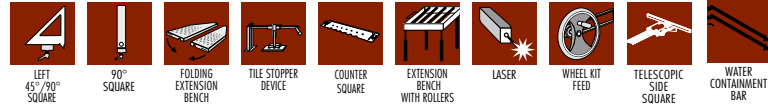
PIKUS 105 ADVANCED



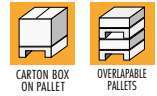
AVAILABLE BLADES



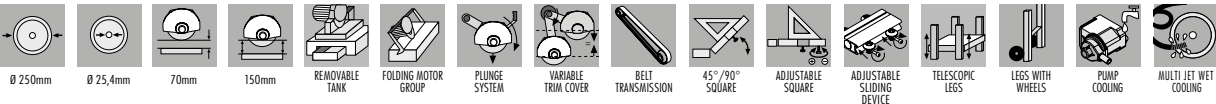
ACCESSORIES



PACKAGE



TECHNICAL CHARACTERISTICS



- For cutting granite, marble, porcelain, single and double fired, bricks, cement, etc...
- Maximum length of cut 105 cm (41 3/8").
- Maximum thickness of cut: 80 mm (3 1/8") in single pass; 150 mm (6") in double pass.
- Maximum blade diameter Ø 250 mm (10"); smallest blade diameter Ø 230 mm (9").
- Adjustable cutting depth.
- Tilting motor assembly for bevel cuts from 0° to 45°.
- Belt driven system optimizes motor torque and cutting capacity. Gear ratio of motor to disc 1,4 ÷ 1. Drive belt type poly V.
- Cast and extruded aluminum framework.
- Easy-to-remove polypropylene tank for easy cleaning. Capacity: 38 lt (10 Gal).
- Heavy duty water pump and (2) jet nozzles (front or rear mounted) provide superior blade cooling.
- Sliding motor assembly with cast aluminum housing provided with 4 re-adjustable pulleys (double bearings). Extruded aluminum rail.
- Re-adjustable square for long lasting precision.
- Telescopic legs provided with double safety device to prevent collapsing.
- Floating blade guard remains in contact with tile to provide extra safety during operation.
- Pivoting blade guard remains parallel with tile to ensure maximum cutting depth.
- Equipped with: diamond disc Ø 250 mm (10") for porcelain, wheels kit for easy transport, key kit, wrench, manual.

MODEL SPECIFICATIONS

| Part No. | Barcode | Box | Lightning Bolt | M | Motor | Speed | Blade | Blade | Blade |
|--------------------|---------------|-----|----------------|--------------|-----------------|-------|--------|-------|-------|
| 423ADV | 8024648055163 | 1 | 230 V 50Hz | Single-phase | 1,5 HP / 1,1 kW | 2800 | 250 mm | 10" | 2000 |
| 423ADV 60SX | 8050532011069 | 1 | 230 V 60Hz | Single-phase | 1,5 HP / 1,1 kW | 3360 | 250 mm | 10" | 2400 |
| 423ADV USSX | 8050532009066 | 1 | 110 V 60Hz | Single-phase | 1,3 HP / 1 kW | 3360 | 250 mm | 10" | 2400 |
| 423ADV GBSX | 8024648083142 | 1 | 115 V 50Hz | Single-phase | 1,5 HP / 1,1 kW | 2800 | 250 mm | 10" | 2000 |

CUTTING SPECIFICATIONS AND MACHINE DIMENSIONS / WEIGHT

| Model | Blade | Thickness | Depth | Length | Width | Height | Weight | Box | Weight | |
|----------------------|---------------|-----------------|-----------------|-------------------|-------|-----------------------------|----------------------------------|------------------|---------------------------------|------------------|
| PIKUS 105 ADV | 250 mm 10" | 80 mm 3 1/8" | 55 mm 2 1/8" | 105 cm 41 3/8" | ∞ | 75x75 cm 29 1/2"x29 1/2" | 145x70xh 79 cm 57"x27"x h 31" | 64 Kg 141 lbs | 150x73xh 95cm 59"x29"x h 37" | 82 Kg 181 lbs |






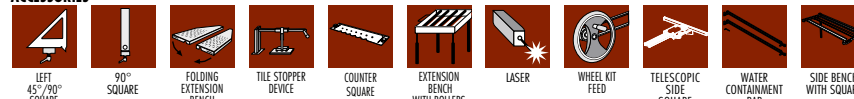
BRIDGE AND JOB SITE SAW MACHINES



AVAILABLE BLADES



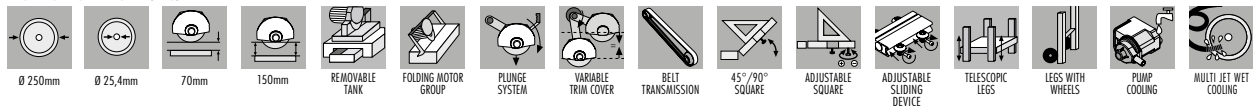
ACCESSORIES



PACKAGE



TECHNICAL CHARACTERISTICS



- For cutting granite, marble, porcelain, single and double fired, bricks, cement, etc...
- Maximum length of cut 130 cm (51 1/8").
- Maximum thickness of cut: 80 mm (3 1/8") in single pass; 150 mm (6") in double pass.
- Maximum blade diameter Ø 250 mm (10"); smallest blade diameter Ø 230 mm (9").
- Adjustable cutting depth.
- Tilting motor assembly for bevel cuts from 0° to 45°.
- Belt driven system optimizes motor torque and cutting capacity.
Gear ratio of motor to disc 1,4 ÷ 1. Drive belt type poly V.
- Cast and extruded aluminum framework.
- Easy-to-remove polypropylene tank for easy cleaning. Capacity: 38 lt (10 Gal).
- Heavy duty water pump and (2) jet nozzles (front or rear mounted) provide superior blade cooling.
- Sliding motor assembly with cast aluminum housing provided with 4 re-adjustable pulleys (double bearings). Extruded aluminum rail.
- Re-adjustable square for long lasting precision.
- Telescopic legs provided with double safety device to prevent collapsing.
- Floating blade guard remains in contact with tile to provide extra safety during operation.
- Pivoting blade guard remains parallel with tile to ensure maximum cutting depth.
- Equipped with: diamond disc Ø 250 mm (10") for porcelain, wheels kit for easy transport, key kit, wrench, manual.

MODEL SPECIFICATIONS

| Part No. | Barcode | Box | Lightning Bolt | M | Motor | Motor | Blade | Blade |
|-------------|---------------|-----|----------------|--------------|-----------------|-------|------------|-------|
| 425ADV | 8024648055170 | 1 | 230 V 50 Hz | Single-phase | 1,5 HP / 1,1 kW | 2800 | 250 mm 10" | 2000 |
| 425ADV 60SX | 8050532011090 | 1 | 230 V 60 Hz | Single-phase | 1,5 HP / 1,1 kW | 3360 | 250 mm 10" | 2400 |
| 425ADV USSX | 8050532009080 | 1 | 110 V 60 Hz | Single-phase | 1,3 HP / 1 kW | 3360 | 250 mm 10" | 2400 |
| 425ADV GBSX | 8024648085290 | 1 | 110 V 50 Hz | Single-phase | 1,5 HP / 1,1 kW | 2800 | 250 mm 10" | 2000 |


CUTTING SPECIFICATIONS AND MACHINE DIMENSIONS / WEIGHT

| Model | Blade | Thickness | Thickness | Length | Width | Height | Weight | Dimensions | Weight |
|---------------|------------|--------------|--------------|----------------|-------|----------------------------|---------------|-------------------------------|--|
| PIKUS 130 ADV | 250 mm 10" | 80 mm 3 1/8" | 55 mm 2 1/8" | 130 cm 51 1/8" | ∞ | 90 x 90 cm 35 3/8"x35 3/8" | 78 Kg 172 lbs | 170x70xh 79 cm 68"x27"x h 31" | 200x80xh 110cm 78 3/4"x31 1/2"x h 43 3/8" 119 Kg 264.4 lbs |



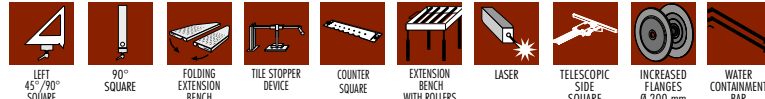


AVAILABLE BLADES



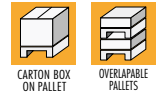
CONTINUAL CROWN DISC TURBO DISC SPECIAL DISC FOR PORCELAIN SECTOR DISC

ACCESSORIES



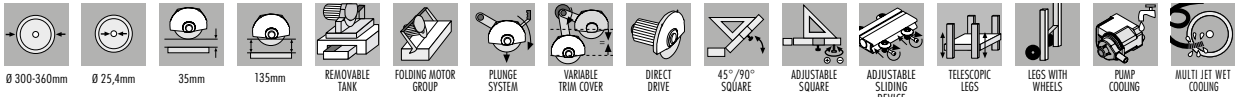
LEFT 45°/90° SQUARE 90° SQUARE FOLDING EXTENSION BENCH TILE STOPPER DEVICE COUNTER SQUARE EXTENSION BENCH WITH ROLLERS LASER TELESCOPIC SIDE SQUARE INCREASED FLANGES Ø 200 mm WATER CONTAINMENT BAR

PACKAGE



CARTON BOX ON PALLET OVERLAPABLE PALLETES

TECHNICAL CHARACTERISTICS



Ø 300-360mm Ø 25,4mm 35mm 135mm REMOVABLE TANK FOLDING MOTOR GROUP PLUNGE SYSTEM VARIABLE TRIM COVER DIRECT DRIVE 45°/90° SQUARE ADJUSTABLE SQUARE ADJUSTABLE SLIDING DEVICE TELESCOPIC LEGS LEGS WITH WHEELS PUMP COOLING MULTI JET WET COOLING

- For cutting granite, marble, porcelain, single and double fired, bricks, cement etc...
- Maximum length of cut 100 cm (39 3/8").
- Maximum depth of cut 100 mm (4") in single pass; 135 mm (5 1/8") in double pass.
- Diamond blade max Ø 360 mm (14"); min Ø 300 mm (12").
- Plunge cut and adjustable cutting depth.
- Heavy duty water pump and jet nozzles provide superior blade cooling.
- Pivoting blade guard remains parallel with tile to ensure maximum cutting depth.
- Cast and extruded aluminum framework.
- Re-adjustable square for long lasting precision.
- Easy-to-remove polypropylene tank for easy cleaning. Capacity: 38 lt (10 Gal).
- Sliding motor assembly with galvanized steel housing provided with 4 pulleys (double internal bearings each).
- Pulleys are easy to re-adjust (tighten): avoid play and confer long lasting precision of cut.
- Tilting movement (0-47°) for 45° angle cut (jolly).
- Telescopic legs provided with double safety device and wheels kit.
- Equipped with: diamond disc Ø 350 mm (14") for porcelain, wheels kit for easy transport, keys kit, user manual.
- Wide range of accessories available.

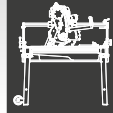
MODEL SPECIFICATIONS

| Part No. | Barcode | Box | Lightning Bolt | Motor | M | Motor | Motor | Disc | Disc | |
|----------------------|---------------|-----|----------------|-------------------|--------------|---------------|-------|--------|------|------|
| 223MS100EUP | 8050532006690 | 1 | 230 V 50 Hz | ● 2P+E / 16A | Single-phase | 3 HP / 2,2 kW | 2800 | 350 mm | 14" | 2800 |
| 223MS100V400P | 8050532006461 | 1 | 400 V 50 Hz | ● 3P+E+N / 16A | Three-phase | 3 HP / 2,2 kW | 2800 | 350 mm | 14" | 2800 |
| 223MS100BRP | 8050532006829 | 1 | 230 V 60 Hz | ● 2P+E / 16A | Single-phase | 3 HP / 2,2 kW | 3360 | 350 mm | 14" | 3360 |
| 223MS100USP | 8050532006836 | 1 | 110 V 60 Hz | ● 2P+E / 16A + UL | Single-phase | 2 HP / 1,5 kW | 3360 | 350 mm | 14" | 3360 |

CUTTING SPECIFICATIONS AND MACHINE DIMENSIONS / WEIGHT

| Model | Disc | Depth | Width | Length | Wheels | Table | Motor | Weight | Dimensions | Weight |
|----------------|---------------|--------------|-----------------|-------------------|--------|-------------------------------|---------------------------------------|--------------------|--------------------------------|--------------------|
| SMS 100 | 350 mm 14" | 100 mm 4" | 60 mm 2 3/8" | 100 cm 39 3/8" | ∞ | 70x70 cm 27 1/2" x 27 1/2" | 147x70x85 cm 58"x27 1/2"xh 33 1/2" | 80 Kg 176.4 lbs | 150x73xh95 cm 59"x29"x h37" | 98 Kg 216.1 lbs |






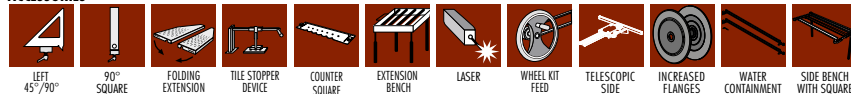
BRIDGE AND JOB SITE SAW MACHINES



AVAILABLE BLADES



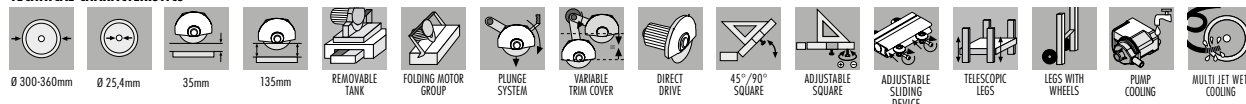
ACCESSORIES



PACKAGE



TECHNICAL CHARACTERISTICS



- For cutting granite, marble, porcelain, single and double fired, bricks, cement etc...
- Maximum length of cut 125 cm (49 1/4").
- Maximum depth of cut 100 mm (4") in single pass; 135 mm (5 1/8") in double pass.
- Diamond blade max Ø 360 mm (14"); min Ø 300 mm (12").
- Plunge cut and adjustable cutting depth.
- Heavy duty water pump and jet nozzles provide superior blade cooling.
- Pivoting blade guard remains parallel with tile to ensure maximum cutting depth.
- Cast and extruded aluminum framework.
- Re-adjustable square for long lasting precision.
- Easy-to-remove polypropylene tank for easy cleaning. Capacity: 38 lt (10 Gal).
- Sliding motor assembly with galvanized steel housing provided with 4 pulleys (double internal bearings each).
- Pulleys are easy to re-adjust (tighten): avoid play and confer long lasting precision of cut.
- Tilting movement (0-47°) for 45° angle cut (jolly).
- Telescopic legs provided with double safety device and wheels kit.
- Equipped with: diamond disc Ø 350 mm (14") for porcelain, wheels kit for easy transport, keys kit, user manual.
- Wide range of accessories available.

MODEL SPECIFICATIONS

| Part No. | Barcode | Box | Lightning Bolt | Plug | M | Motor | Motor | Blade | Blade | |
|----------------------|---------------|-----|----------------|-------------------|--------------|---------------|-------|--------|-------|------|
| 223MS125EUP | 8050532006706 | 1 | 230 V 50Hz | ● 2P+E / 16A | Single-phase | 3 HP / 2,2 kW | 2800 | 350 mm | 14" | 2800 |
| 223MS125V400P | 8050532006478 | 1 | 400 V 50 Hz | ● 3P+E+N / 16A | Three-phase | 3 HP / 2,2 kW | 2800 | 350 mm | 14" | 2800 |
| 223MS125BRP | 8050532006843 | 1 | 230 V 60Hz | ● 2P+E / 16A | Single-phase | 3 HP / 2,2 kW | 3360 | 350 mm | 14" | 3360 |
| 223MS125USP | 8050532006850 | 1 | 110 V 60Hz | ● 2P+E / 16A + UL | Single-phase | 2 HP / 1,5 kW | 3360 | 350 mm | 14" | 3360 |

CUTTING SPECIFICATIONS AND MACHINE DIMENSIONS / WEIGHT

| Model | Blade | Depth | Depth | Depth | Depth | Table | Table | Weight | Dimensions | Weight |
|----------------|---------------|--------------|-----------------|-------------------|-------|-------------------------------|---------------------------------------|--------------------|--|---------------------|
| SMS 125 | 350 mm 14" | 100 mm 4" | 60 mm 2 3/8" | 125 cm 49 1/4" | ∞ | 88x88 cm 34 5/8" x 34 5/8" | 175x70x85 cm 69"x27 1/2"xh 33 1/2" | 84 Kg 185.2 lbs | 200x80xh110 cm 78 3/4"x31 1/2"xh43 3/8" | 125 Kg 275.6 lbs |






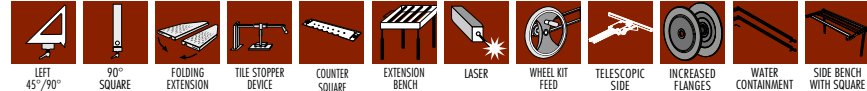
SMS 150



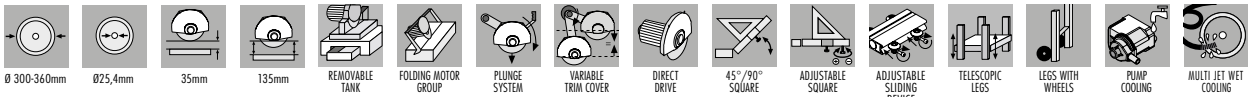
AVAILABLE BLADES



ACCESSORIES



PACKAGE



- For cutting granite, marble, porcelain, single and double fired, bricks, cement etc...
- Maximum length of cut 150 cm (59").
- Maximum depth of cut 100 mm (4") in single pass; 135 mm (5 1/8") in double pass.
- Diamond blade max Ø 360 mm (14"); min Ø 300 mm (12").
- Plunge cut and adjustable cutting depth.
- Heavy duty water pump and jet nozzles provide superior blade cooling.
- Pivoting blade guard remains parallel with tile to ensure maximum cutting depth.
- Cast and extruded aluminum framework.
- Re-adjustable square for long lasting precision.
- Easy-to-remove polypropylene tank for easy cleaning. Capacity: 38 lt (10 Gal).
- Sliding motor assembly with galvanized steel housing provided with 4 pulleys (double internal bearings each).
- Pulleys are easy to re-adjust (tighten): avoid play and confer long lasting precision of cut.
- Tilting movement (0-47°) for 45° angle cut (jolly).
- Telescopic legs provided with double safety device and wheels kit.
- Equipped with: diamond disc Ø 350 mm (14") for porcelain tiles, wheels kit for easy transport, keys kit, user manual.
- Wide range of accessories available.

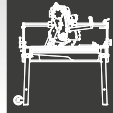
MODEL SPECIFICATIONS

| Part No. | Barcode | Box | Lightning Bolt | Motor | M | Motor | Motor | Blade | Blade | |
|--------------|---------------|-----|----------------|-------------------|--------------|---------------|-------|--------|-------|------|
| 223MS150EUP | 8050532002760 | 1 | 230 V 50 Hz | ● 2P+E / 16A | Single-phase | 3 HP / 2,2 kW | 2800 | 350 mm | 14" | 2800 |
| 223MS150V400 | 8050532005471 | 1 | 400 V 50 Hz | ● 3P+E+N / 16A | Three-phase | 3 HP / 2,2 kW | 2800 | 350 mm | 14" | 2800 |
| 223MS150BRP | 8050532002753 | 1 | 230 V 60 Hz | ● 2P+E / 16A | Single-phase | 3 HP / 2,2 kW | 3360 | 350 mm | 14" | 3360 |
| 223MS150USP | 8050532002777 | 1 | 110 V 60 Hz | ● 2P+E / 16A + UL | Single-phase | 2 HP / 1,5 kW | 3360 | 350 mm | 14" | 3360 |

CUTTING SPECIFICATIONS AND MACHINE DIMENSIONS / WEIGHT

| Model | Blade | Depth | Width | Length | Rollers | Table | Table | Weight | Table | Weight |
|---------|---------------|--------------|-----------------|---------------|---------|---------------------------------|--|--------------------|---|---------------------|
| SMS 150 | 350 mm 14" | 100 mm 4" | 60 mm 2 3/8" | 150 cm 59" | ∞ | 106x106 cm 41 5/8" x 41 5/8" | 200x70xh85 cm 78 3/4" x 27 1/2" x h 33 1/2" | 89 Kg 196.2 lbs | 200x80xh110 cm 78 3/4" x 31 1/2" x h 43 3/8" | 130 Kg 286.6 lbs |

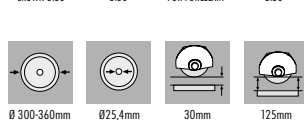





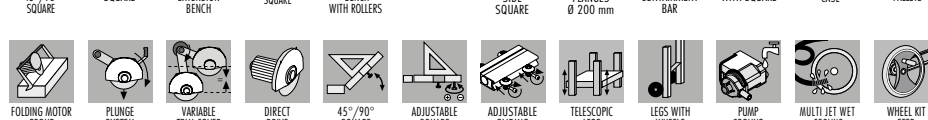
BRIDGE AND JOB SITE SAW MACHINES



AVAILABLE BLADES



ACCESSORIES



- For cutting granite, marble, porcelain, single and double fired, bricks, cement etc...
- Maximum length of cut 220 cm (86 2/8").
- Maximum depth of cut 90 mm (3 1/2") in single pass; 125 mm (4") in double pass.
- Diamond blade max Ø 360 mm (14"); min Ø 300 mm (12").
- Plunge cut and adjustable cutting depth.
- Heavy duty water pump and jet nozzles provide superior blade cooling.
- Water jet near to the cutting point for an optimal cooling.
- Pivoting blade guard remains parallel with tile to ensure maximum cutting depth.
- Cast and extruded aluminum framework.
- Re-adjustable square for long lasting precision.
- Easy-to-remove polypropylene tank for easy cleaning. Capacity: 38 lt (10 Gal).

- Sliding motor assembly with galvanized steel housing provided with 4 pulleys (double internal bearings each).
- Pulleys are easy to re-adjust (tighten): avoid play and confer long lasting precision of cut.
- Tilting movement (0-47°) for 45° angle cut (jolly).
- Equipped with the motor feed system with wheel kit.
- Telescopic legs provided with double safety device and wheels kit.
- Equipped with: diamond disc Ø 350 mm (14") for porcelain tiles, wheel kit feed, wheels kit for easy transport, keys kit, user manual.
- Wide range of accessories available.


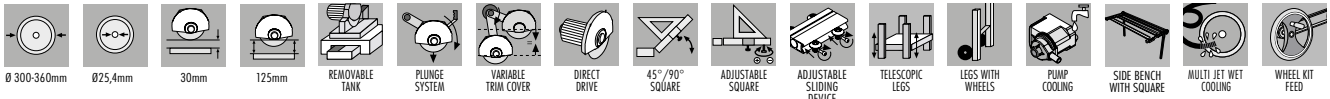
MODEL SPECIFICATIONS

| Part No. | Barcode | Box | Lightning Bolt | Motor | M | Motor | Motor | Blade | Blade | |
|--------------|---------------|-----|----------------|-----------------|--------------|---------------|-------|--------|-------|------|
| 223MS200EU | 8024648096289 | 1 | 230 V 50 Hz | 2P+E / 16A | Single-phase | 3 HP / 2,2 kW | 2800 | 350 mm | 14" | 2800 |
| 223MS200V400 | 8050532005518 | 1 | 400 V 50 Hz | 3P+E+N / 16A | Three-phase | 3 HP / 2,2 kW | 2800 | 350 mm | 14" | 2800 |
| 223MS200BR | 8024648096265 | 1 | 230 V 60 Hz | 2P+E / 16A | Single-phase | 3 HP / 2,2 kW | 3360 | 350 mm | 14" | 3360 |
| 223MS200US | 8024648096302 | 1 | 110 V 60 Hz | 2P+E / 16A + UL | Single-phase | 2 HP / 1,5 kW | 3360 | 350 mm | 14" | 3360 |

CUTTING SPECIFICATIONS AND MACHINE DIMENSIONS / WEIGHT

| Model | Blade | Blade | Blade | Blade | Blade | Blade | Blade | Blade | Blade | Blade |
|---------|---------------|-----------------|-------------|-------------------|-------|------------------------|--|---------------------|--|---------------------|
| SMS 220 | 350 mm 14" | 90 mm 3 1/2" | 50 mm 2" | 220 cm 86 2/8" | ∞ | 155x155 cm 61"x 61" | 270x85xh 85 cm 106"x33 1/2"xh 33 1/2" | 120 Kg 264.6 lbs | 275x85xh 92 cm 108 1/4"x33 1/2"xh 36 1/5" | 208 Kg 458.6 lbs |



**SMS 260****AVAILABLE BLADES****ACCESSORIES****PACKAGE**

- For cutting granite, marble, porcelain, single and double fired, bricks, cement etc...
- Maximum length of cut 260 cm (102 1/8").
- Maximum depth of cut: 90 mm (3 1/2") in single pass; 125 mm (5") in double pass.
- Diamond blade max Ø 360 mm (14"); min Ø 300 mm (12").
- Plunge cut and adjustable cutting depth.
- Heavy duty water pump and jet nozzles provide superior blade cooling.
- Water jet near to the cutting point for an optimal cooling.
- Pivoting blade guard remains parallel with tile to ensure maximum cutting depth.
- Cast and extruded aluminum framework.
- Re-adjustable square for long lasting precision.
- Easy-to-remove polypropylene tank for easy cleaning. Capacity: 38 lt (10 Gal).

- Sliding motor assembly with galvanized steel housing provided with 4 pulleys (double internal bearings each).
- Pulleys are easy to re-adjust (tighten): avoid play and confer long lasting precision of cut.
- Equipped with the motor feed system with wheel kit.
- Equipped with side bench with adjustable square, which allow to maintain a perfect parallelism between the tile and the cutting line.
- Telescopic legs provided with double safety device and wheels kit.
- Equipped with: Ø 350 mm (14") diamond disc for porcelain tiles, wheel kit feed, side bench with adjustable square, wheels kit for easy transport, keys kit, user manual.
- Wide range of accessories available.

MODEL SPECIFICATIONS

| Part No. | Barcode | Box | Lightning Bolt | Plug | M | Motor | Blade | Disc | Wheel | |
|---------------------|---------------|-----|----------------|---------------------|--------------|---------------|-------|--------|-------|------|
| 223MS260EU | 8050532001756 | 1 | 230 V 50 Hz | ● 2P+E / 16A | Single-phase | 3 HP / 2,2 kW | 2800 | 350 mm | 14" | 2800 |
| 223MS260V400 | 8050532005532 | 1 | 400 V 50 Hz | ● 3P+E+N / 16A | Three-phase | 3 HP / 2,2 kW | 2800 | 350 mm | 14" | 2800 |
| 223MS260BR | 8050532001589 | 1 | 230 V 60 Hz | ● 2P+E / 16A | Single-phase | 3 HP / 2,2 kW | 3360 | 350 mm | 14" | 3360 |
| 223MS260US | 8050532001640 | 1 | 110 V 60 Hz | ● 2P+E / 16A + (UL) | Single-phase | 2 HP / 1,5 kW | 3360 | 350 mm | 14" | 3360 |

CUTTING SPECIFICATIONS AND MACHINE DIMENSIONS / WEIGHT


| Model | Disc | Depth | Length | Width | Height | Motor | Weight | Dimensions | Weight |
|----------------|---------------|-----------------|--------------------|-------|-----------------------|---------------------------------------|---------------------|---------------------------------------|---------------------|
| SMS 260 | 350 mm 14" | 90 mm 3 1/2" | 260 cm 102 1/8" | ∞ | 181x181 cm 71"x71" | 310x75xh 135 cm 122"x29 1/2"xh 53" | 199 Kg 438.7 lbs | 315x95xh 170 cm 124"x37 1/2"xh 67" | 279 Kg 615.1 lbs |





BRIDGE AND JOB SITE SAW MACHINES

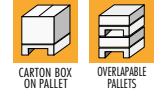
AVAILABLE BLADES



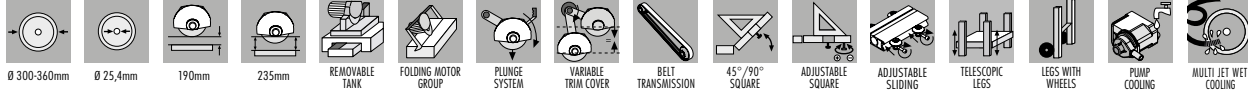
ACCESSORIES



PACKAGE



TECHNICAL CHARACTERISTICS



- For cutting granite, marble, porcelain, single and double fired, bricks, cement, etc...
- Maximum length of cut 85 cm (33 1/2").
- Maximum thickness of cut: 110 mm (4 1/8") in single pass; 235 mm (9 1/4") in double pass.
- Maximum blade diameter Ø 360 mm (14"); smallest blade diameter Ø 300 mm (12").
- Adjustable cutting depth.
- Tilting motor assembly for bevel cuts from 0° to 45°.
- Belt driven system optimizes motor torque and cutting capacity.
Gear ratio of motor to disc 1,4 ÷ 1. Drive belt type poly V.
- Cast and extruded aluminum framework.
- Easy-to-remove polypropylene tank for easy cleaning. Capacity: 38 lt (10 Gal).

- Heavy duty water pump and (2) jet nozzles provide superior blade cooling.
- Sliding motor assembly with cast aluminum housing provided with 4 re-adjustable pulleys (double bearings). Extruded aluminum rail.
- Re-adjustable square for long lasting precision.
- Telescopic legs provided with safety device to prevent collapsing.
- Pivoting blade guard remains parallel with tile to ensure maximum cutting depth.
- Floating blade guard remains in contact with tile to provide extra safety during operation.
- Equipped with: diamond disc Ø 350 mm (14") for porcelain tiles, wheels kit for easy transport, pressure device to hold tile, key kit, wrench, manual.

MODEL SPECIFICATIONS

| Part No. | Barcode | Box | Lightning Bolt | Motor | M | Motor | Motor | Blade | Blade | |
|---------------------|---------------|-----|----------------|-------------------|--------------|------------------|-------|--------|-------|------|
| 42085A P | 8050532006744 | 1 | 230 V 50 Hz | ● 2P+E / 16A | Single-phase | 3 HP / 2,2 kW | 2800 | 350 mm | 14" | 2000 |
| 42085A 400VP | 8050532006898 | 1 | 400 V 50 Hz | ● 3P+E+N / 16A | Three-phase | 3 HP / 2,2 kW | 2800 | 350 mm | 14" | 2000 |
| 42085A 60H2P | 8050532006904 | 1 | 230 V 60 Hz | ● 2P+E / 16A | Single-phase | 3 HP / 2,2 kW | 3360 | 350 mm | 14" | 2400 |
| 42085A USP | 8050532006874 | 1 | 110 V 60 Hz | ● 2P+E / 16A + UL | Single-phase | 2,2 HP / 1,65 kW | 3360 | 350 mm | 14" | 2400 |
| 42085A GBP | 8050532006867 | 1 | 110 V 50 Hz | ● 2P+E / 32A | Single-phase | 2,2 HP / 1,65 kW | 2800 | 350 mm | 14" | 2000 |

CUTTING SPECIFICATIONS AND MACHINE DIMENSIONS / WEIGHT

| Model | Blade | Max Cut | Max Cut | Max Cut | Max Cut | Max Cut | Max Cut | Weight | Weight | Weight |
|-------------------|-----------------|------------------|-----------------|------------------|---------|-----------------------------|----------------------------------|--------------------|----------------------------------|--------------------|
| ZOE 85 ADV | Ø 350 mm 14" | 110 mm 4 1/8" | 80 mm 3 1/8" | 85 cm 33 1/2" | ∞ | 60x60 cm 23 5/8"x23 5/8" | 125x70xh 95 cm 50"x27"x h 37" | 80 Kg 176.4 lbs | 150x73xh 110cm 59"x29"x h 43" | 98 Kg 216.1 lbs |




ZOE 105 ADVANCED

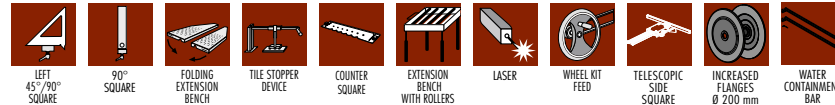
BRIDGE AND JOB SITE SAW MACHINES



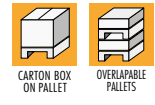
AVAILABLE BLADES



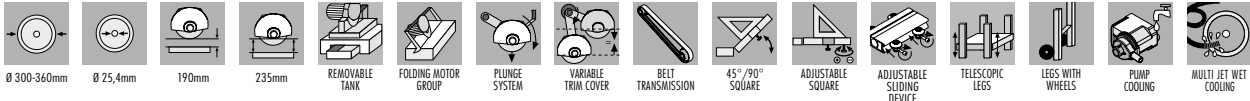
ACCESSORIES



PACKAGE



TECHNICAL CHARACTERISTICS



- For cutting granite, marble, porcelain, single and double fired, bricks, cement, etc...
- Maximum length of cut 105 cm (41 3/8").
- Maximum thickness of cut: 110 mm (4 1/4") in single pass; 235 mm (9 1/4") in double pass.
- Maximum blade diameter Ø 360 mm (14"); smallest blade diameter Ø 300 mm (12").
- Adjustable cutting depth.
- Tilting motor assembly for bevel cuts from 0° to 45°.
- Belt driven system optimizes motor torque and cutting capacity.
Gear ratio of motor to disc 1,4 ÷ 1. Drive belt type poly V.
- Cast and extruded aluminum framework.
- Easy-to-remove polypropylene tank for easy cleaning. Capacity: 38 lt (10 Gal).
- Heavy duty water pump and (2) jet nozzles provide superior blade cooling.
- Sliding motor assembly with cast aluminum housing provided with 4 re-adjustable pulleys (double bearings). Extruded aluminum rail.
- Re-adjustable square for long lasting precision.
- Telescopic legs provided with safety device to prevent collapsing.
- Pivoting blade guard remains parallel with tile to ensure maximum cutting depth.
- Floating blade guard remains in contact with tile to provide extra safety during operation.
- Equipped with: diamond disc Ø 350 mm (14") for porcelain tiles, wheels kit for easy transport, pressure device to hold tile, key kit, wrench, manual.

MODEL SPECIFICATIONS

| Part No. | Barcode | Box | Lightning Bolt | Motor | M | Motor | Motor | Wheel | Wheel | |
|----------------------|---------------|-----|----------------|-------------------|--------------|------------------|-------|--------|-------|------|
| 420105A P | 8050532006508 | 1 | 230 V 50 Hz | ● 2P+E / 16A | Single-phase | 3 HP / 2,2 kW | 2800 | 350 mm | 14" | 2000 |
| 420105A 400VP | 8050532006539 | 1 | 400 V 50 Hz | ● 3P+E+N / 16A | Three-phase | 3 HP / 2,2 kW | 2800 | 350 mm | 14" | 2000 |
| 420105A 60HZP | 8050532006546 | 1 | 230 V 60 Hz | ● 2P+E / 16A | Single-phase | 3 HP / 2,2 kW | 3360 | 350 mm | 14" | 2400 |
| 420105A USP | 8050532006515 | 1 | 110 V 60 Hz | ● 2P+E / 16A + UL | Single-phase | 2,2 HP / 1,65 kW | 3360 | 350 mm | 14" | 2400 |
| 420105A GBP | 8050532006492 | 1 | 110 V 50 Hz | ● 2P+E / 32A | Single-phase | 2,2 HP / 1,65 kW | 2800 | 350 mm | 14" | 2000 |

CUTTING SPECIFICATIONS AND MACHINE DIMENSIONS / WEIGHT

| Model | Blade | Max Cut | Max Cut | Max Cut | Max Cut | Table | Table | Weight | Box | Weight |
|--------------------|-----------------|------------------|-----------------|-------------------|---------|---------------------------------|----------------------------------|--------------------|----------------------------------|---------------------|
| ZOE 105 ADV | Ø 350 mm 14" | 110 mm 4 1/3" | 80 mm 3 1/8" | 105 cm 41 3/8" | ∞ | 75 x 75 cm 29 1/2" x 29 1/2" | 145x70xh 95 cm 57"x27"x h 37" | 84 Kg 185.2 lbs | 150x73xh 110cm 59"x29"x h 43" | 102 Kg 224.9 lbs |



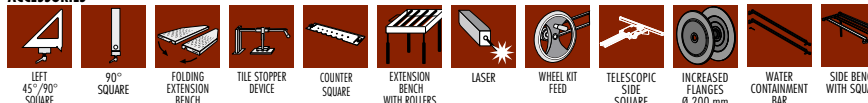


BRIDGE AND JOB SITE SAW MACHINES

AVAILABLE BLADES



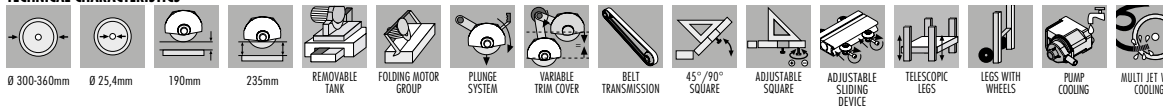
ACCESSORIES



PACKAGE



TECHNICAL CHARACTERISTICS



- For cutting granite, marble, porcelain, single and double fired, bricks, cement, etc...
- Maximum length of cut 130 cm (51 1/8").
- Maximum thickness of cut: 110 mm (4 1/3") in single pass; 235 mm (9 1/4") in double pass.
- Maximum blade diameter Ø 360 mm (14"); smallest blade diameter Ø 300 mm (12").
- Adjustable cutting depth.
- Tilting motor assembly for bevel cuts from 0° to 45°.
- Belt driven system optimizes motor torque and cutting capacity.
Gear ratio of motor to disc 1,4 ÷ 1. Drive belt type poly V.
- Cast and extruded aluminum framework.

- Easy-to-remove polypropylene tank for easy cleaning. Capacity: 38 lt (10 Gal).
- Heavy duty water pump and (2) jet nozzles provide superior blade cooling.
- Sliding motor assembly with cast aluminum housing provided with 4 re-adjustable pulleys (double bearings). Extruded aluminum rail.
- Re-adjustable square for long lasting precision.
- Telescopic legs provided with safety device to prevent collapsing.
- Pivoting blade guard remains parallel with tile to ensure maximum cutting depth.
- Floating blade guard remains in contact with tile to provide extra safety during operation.
- Equipped with: diamond disc Ø 350 mm (14") for porcelain tiles, wheels kit for easy transport, pressure device to hold tile, key kit, wrench, manual.

MODEL SPECIFICATIONS

| Part No. | Barcode | Box | Lightning Bolt | Motor | M | Motor | Motor | Blade | Blade | |
|----------------------|---------------|-----|----------------|-------------------|--------------|------------------|-------|--------|-------|------|
| 420130A P | 8050532006560 | 1 | 230 V 50 Hz | ● 2P+E / 16A | Single-phase | 3 HP / 2,2 kW | 2800 | 350 mm | 14" | 2000 |
| 420130A 400VP | 8050532006584 | 1 | 400 V 50 Hz | ● 3P+E+N / 16A | Three-phase | 3 HP / 2,2 kW | 2800 | 350 mm | 14" | 2000 |
| 420130A 60HZP | 8050532006591 | 1 | 230 V 60 Hz | ● 2P+E / 16A | Single-phase | 3 HP / 2,2 kW | 3360 | 350 mm | 14" | 2400 |
| 420130A USP | 8024648056900 | 1 | 110 V 60 Hz | ● 2P+E / 16A + UL | Single-phase | 2,2 HP / 1,65 kW | 3360 | 350 mm | 14" | 2400 |
| 420130A GBP | 8050532006553 | 1 | 110 V 50 Hz | ● 2P+E / 32A | Single-phase | 2,2 HP / 1,65 kW | 2800 | 350 mm | 14" | 2000 |

CUTTING SPECIFICATIONS AND MACHINE DIMENSIONS/WEIGHT

| Model | Blade | Max Cut | Max Cut | Max Cut | Max Cut | Max Cut | Max Cut | Weight | Weight | Weight |
|--------------------|-----------------|------------------|-----------------|-------------------|---------|-----------------------------|----------------------------------|------------------|--|---------------------|
| ZOE 130 ADV | Ø 350 mm 14" | 110 mm 4 1/3" | 80 mm 3 1/8" | 130 cm 51 1/8" | ∞ | 90x90 cm 35 3/8"x35 3/8" | 170x70xh 95 cm 67"x27"x h 37" | 98 Kg 216 lbs | 200x80xh 110cm 78 3/4"x31 1/2"x h 43" | 139 Kg 306.4 lbs |



ZOE 150 ADVANCED

BRIDGE AND JOB SITE SAW MACHINES

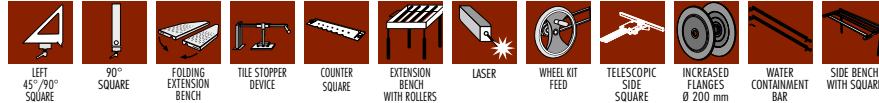


AVAILABLE BLADES



CONTINUAL CROWN DISC TURBO DISC SPECIAL DISC FOR PORCELAIN SECTOR DISC

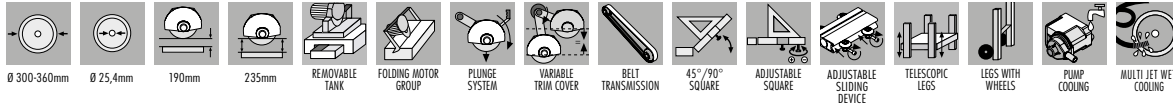
ACCESSORIES



PACKAGE



TECHNICAL CHARACTERISTICS



- For cutting granite, marble, porcelain, single and double fired, bricks, cement, etc...
- Maximum length of cut: 155 cm (61").
- Maximum thickness of cut: 110 mm (4 1/8") in single pass; 235 mm (9 1/4") in double pass.
- Maximum blade diameter Ø 360 mm (14"); smallest blade diameter Ø 300 mm (12").
- Adjustable cutting depth.
- Tilting motor assembly for bevel cuts from 0° to 45°.
- Belt driven system optimizes motor torque and cutting capacity.
Gear ratio of motor to disc 1,4 ÷ 1. Drive belt type poly V.
- Cast and extruded aluminum framework.

- Easy-to-remove polypropylene tank for easy cleaning. Capacity: 38 lt (10 Gal).
- Heavy duty water pump and (2) jet nozzles provide superior blade cooling.
- Sliding motor assembly with cast aluminum housing provided with 4 re-adjustable pulleys (double bearings). Extruded aluminum rail.
- Re-adjustable square for long lasting precision.
- Telescopic legs provided with safety device to prevent collapsing.
- Pivoting blade guard remains parallel with tile to ensure maximum cutting depth.
- Floating blade guard remains in contact with tile to provide extra safety during operation.
- Equipped with: diamond disc Ø 350 mm (14") for porcelain tiles, wheels kit for easy transport, pressure device to hold tile, wrench, manual.

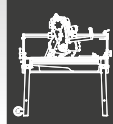
MODEL SPECIFICATIONS

| Part No. | Barcode | Box | Lightning Bolt | Motor | Waveform | Motor | Motor | Blade | Blade | |
|---------------------|---------------|-----|----------------|-------------------|--------------|------------------|-------|--------|-------|------|
| 420150A AP | 8050532002692 | 1 | 230 V 50 Hz | ● 2P+E / 16A | Single-phase | 3 HP / 2,2 kW | 2800 | 350 mm | 14" | 2000 |
| 420150A 400P | 8050532002739 | 1 | 400 V 50 Hz | ● 3P+E+N / 16A | Three-phase | 3 HP / 2,2 kW | 2800 | 350 mm | 14" | 2000 |
| 420150A 60HP | 8050532002746 | 1 | 230 V 60 Hz | ● 2P+E / 16A | Single-phase | 3 HP / 2,2 kW | 3360 | 350 mm | 14" | 2400 |
| 420150A USP | 8050532002715 | 1 | 110 V 60 Hz | ● 2P+E / 16A + UL | Single-phase | 2,2 HP / 1,65 kW | 3360 | 350 mm | 14" | 2400 |
| 420150A GBP | 8050532002760 | 1 | 110 V 50 Hz | ● 2P+E / 32A | Single-phase | 2,2 HP / 1,65 kW | 2800 | 350 mm | 14" | 2000 |

CUTTING SPECIFICATIONS AND MACHINE DIMENSIONS/WEIGHT

| Model | Blade | Thickness | Depth | Length | Wheels | Dimensions | Dimensions | Weight | Dimensions | Weight |
|--------------------|-----------------|------------------|-----------------|---------------|--------|---------------------------------|--|---------------------|---|-------------------|
| ZOE 150 ADV | Ø 350 mm 14" | 110 mm 4 1/8" | 80 mm 3 1/8" | 155 cm 61" | ∞ | 109x109 cm 42 7/8" x 42 7/8" | 200x70x h95 cm 78 3/4" x 27" x h37" | 106 Kg 233.7 lbs | 200x80x h110 cm 78 3/4" x 31 1/2" x h43" | 147 Kg 324 lbs |





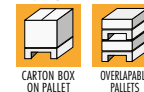
AVAILABLE BLADES



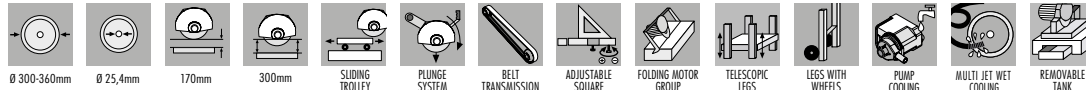
ACCESSORIES



PACKAGE



TECHNICAL CHARACTERISTICS



- For cutting ceramic tiles, porcelain, marble, granite, bricks, cement, etc...straight and 45° bevel (Jolly).
- Maximum length of cut: 80 cm (31 1/2").
- Maximum width of cut: 60 cm (23 5/8").
- Maximum thickness of cut single pass: 120 mm (4 3/4"); double pass: 170 mm (6 5/8").
- Aluminum framework.
- Adjust depth of cut manually.
- Tilting motor assembly 0-45°.
- Maximum blade: Ø 360 mm (14"); minimum blade: Ø 300 mm (12").


- Belt driven system optimizes motor torque and cutting capacity. Gear ratio of motor to disc 1,4 ÷ 1. Drive belt type poly V.
- Heavy duty pump and jet nozzles provide superior blade cooling.
- Removable polypropylene tank for easy cleaning. Capacity: 38 lt (10 Gal).
- Trolley is provided with anti-overturning device and locking system for safe and easy transport.
- Trolley equipped with 8 adjustable pulleys (double bearings).
- Steel made replaceable trolley guides.
- Telescopic legs provided with double safety device.
- Equipped with: segmented diamond disc Ø 360 mm (14"), wheels kit for easy transport, key kit, wrench, manual.

MODEL SPECIFICATIONS


| Part No. | Barcode | Box | Lightning Bolt | M | Motor | Motor | Blade | Blade | Blade |
|------------------|---------------|-----|----------------|--------------|---------------|-------|--------|-------|-------|
| 218A | 8024648019202 | 1 | 230 V 50 Hz | Single-phase | 3 HP / 2,2 kW | 2800 | 360 mm | 14" | 2000 |
| 218A 60HZ | 8024648019240 | 1 | 230 V 60 Hz | Single-phase | 3 HP / 2,2 kW | 3360 | 360 mm | 14" | 2400 |
| 218A USA | 8024648019226 | 1 | 110 V 60 Hz | Single-phase | 3 HP / 2,2 kW | 3360 | 360 mm | 14" | 2400 |
| 218A GB | 8024648019219 | 1 | 115 V 50 Hz | Single-phase | 3 HP / 2,2 kW | 2800 | 360 mm | 14" | 2000 |

CUTTING SPECIFICATIONS AND MACHINE DIMENSIONS/WEIGHT


| Model | Blade | Depth | Thickness | Width | Height | Table | Table | Weight | Table | Weight |
|-------------|---------------|------------------|------------------|------------------|------------------|---------------------|---|--------------------|--|--------------------|
| SA80 | 360 mm 14" | 120 mm 4 3/4" | 65 mm 2 9/16" | 80 cm 31 1/2" | 60 cm 23 5/8" | 50x50 cm 20"x20" | 110x75xh 80 cm 43 3/8"x30"xh 31 1/2" | 77 Kg 169.8 lbs | 120x80xh 100 cm 47 1/4"x31 1/2"xh 39 3/8" | 96 Kg 211.6 lbs |



SA09

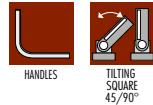


AVAILABLE BLADES



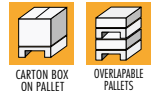
CONTINUAL CROWN DISC TURBO DISC SPECIAL DISC FOR PORCELAIN SECTOR DISC

ACCESSORIES



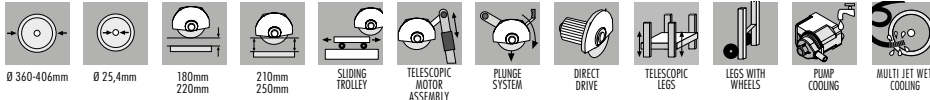
HANDLES TILTING SQUARE 45/90°

PACKAGE



CARTON BOX ON PALLET OVERLAPABLE PALLETES

TECHNICAL CHARACTERISTICS



- For cutting high thickness bricks, stones, concrete, etc... Suitable also for cutting ceramic tiles, porcelain, etc... straight and 45° bevel/jolly (accessory required for 45° bevel/jolly).
- Maximum thickness of cut in single pass: 125 mm (5") with disc Ø 406 mm (16"); 105 mm (4 1/8") with disc Ø 360 mm (14").
- Maximum thickness of cut in double pass: 250 mm (10") with disc Ø 406 mm (16"); 210 mm (8 1/4") with disc Ø 360 mm (14").
- Maximum length of cut: material with thickness up to 7 cm (2 3/4"); 80 cm (31 1/2"); material with thickness 25 cm (10"): 55 cm (22").
- Adjustable depth of cut. Removable motor assembly.
- Innovative telescopic motor assembly for depth of cut maximization.

- Disc diameter: max Ø 406 mm (16"); min Ø 360 mm (14").
- Trolley is provided with anti-overturning device and locking system for safe and easy transport.
- Trolley equipped with 8 adjustable pulleys (double bearings).
- Steel made replaceable trolley guides.
- Heavy duty pump provides superior blade cooling.
- Telescopic legs provided with safety device and wheels kit.
- Equipped with: segmented diamond disc Ø 360 mm (14"), wheels kit for easy transport, key kit, wrench, manual. Handles not included.

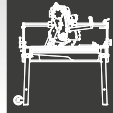
MODEL SPECIFICATIONS

| Part No. | Barcode | Box | Lightning Bolt | M | Motor | Motor | Disc | Disc | |
|---------------------|---------------|-----|----------------|--------------|---------------|-------|--------|------|------|
| 203SA09 | 8024648064561 | 1 | 230 V 50 Hz | Single-phase | 3 HP / 2,2 kW | 2800 | 360 mm | 14" | 2800 |
| 203SA09 60HZ | 8024648066510 | 1 | 230 V 60 Hz | Single-phase | 3 HP / 2,2 kW | 3360 | 360 mm | 14" | 3360 |
| 203SA09 US | 8024648066503 | 1 | 110 V 60 Hz | Single-phase | 2 HP / 1,5 kW | 3360 | 360 mm | 14" | 3360 |

CUTTING SPECIFICATIONS AND MACHINE DIMENSIONS/WEIGHT

| Model | Disc | SINGLE PASS | DOUBLE PASS | Height | Width | Depth | Depth | Depth | Depth | Weight | Weight | Weight |
|-------------|------------|---------------|---------------|--------------|---------------|---------------|------------------|-----------------------|-----------------|-----------------------|-----------------|--------|
| SA09 | 360 mm 14" | 105 mm 4 1/8" | 210 mm 8 1/4" | 50 mm 2" | 80 cm 31 1/2" | 60 cm 23 5/8" | 50x50 cm 20"x20" | 120x70xh 75 cm | 80 Kg 176.4 lbs | 120x80xh 100 cm | 99 Kg 218.3 lbs | |
| | 406 mm 16" | 125 mm 5" | 250 mm 10" | 70 mm 2 3/4" | | | | 47"x27 1/2"xh 29 1/2" | | 47"x31 1/2"xh 39 3/8" | | |





AVAILABLE BLADES



SECTOR DISC

ACCESSORIES



LASER



TILTING SQUARE

45/90°

PACKAGE



WOODEN CASE



OVERLAPPING PALLETS

TECHNICAL CHARACTERISTICS



Ø 500-630mm



Ø 30mm



165mm



250mm



SLIDING TROLLEY



PLUNGE SYSTEM



FOLDING MOTOR GROUP



BELT TRANSMISSION



TELESCOPIC LEGS



ARRANGED FOR LIFTING EQUIPMENT



LEGS WITH WHEELS



PUMP COOLING



MULTI JET WET COOLING



REMOVABLE TANK

- For cutting high thickness bricks, stones, concrete, etc. . .
- Maximum length of cut 65 cm (25 3/8") for materials of thickness up to 16,5 cm (6 1/2").
- Maximum length of cut 40 cm (15 3/4") for materials of thickness up to 20 cm (7 7/8").
- Maximum depth of cut in single pass: 25 cm (9 7/8") with Ø 600 mm (23 5/8") disc; 20 cm (7 7/8") with Ø 500 mm (20") disc.
- Maximum depth of cut in double pass: 25 cm (9 7/8")
- Maximum length of cut with Ø 600 mm (23 3/8") blade: 70 cm (27 1/2") for materials up to 14 cm (5 1/2") thickness; 45 cm (17 11/16") for materials up to 25 cm (9 7/8") thickness.
- Maximum length of cut with Ø 500 mm (20") blade: 70 cm (27 1/2")
- Maximum blade: Ø 600 mm (23 3/8"); minimum blade: Ø 400 mm (15 3/4").
- Belt driven system optimizes motor torque and cutting capacity. Gear ratio of motor to disc 1,1 ÷ 1. Drive belt type poly V.
- Double floating blade guards provide extra safety during operation.
- Heavy duty external pump and jet nozzles provide superior blade cooling.
- Removable polypropylene tank for easy cleaning. Capacity: 56 lt (14.8 Gal).
- Trolley is provided with anti-overturning device and locking system for safe and easy transport.
- Trolley equipped with 6 adjustable pulleys (double bearings).
- Steel made replaceable trolley guides.
- Telescopic legs provided with safety device.
- Provided with hook housing for lifting equipment.
- Equipped with: key kit, wrench, user and maintenance manual.

MODEL SPECIFICATIONS

| Part No. | Barcode | Box | Lightning Bolt | Plug | Motor | Motor | Motor | Disc | Disc |
|---------------------|---------------|-----|----------------|----------------|--------------|-----------------|-------|------|-----------|
| 218AS 230SD | 8024648017659 | 1 | 230 V / 50 Hz | ● 2P+E / 16A | Single-phase | 3,3 HP / 2,4 kW | 1400 | - | 1260 2000 |
| 218AS 400SDN | 8024648082466 | 1 | 400 V / 50 Hz | ● 3P+E+N / 16A | Three-phase | 4,5 HP / 3,3 kW | 1400 | - | 1260 2000 |

CUTTING SPECIFICATIONS AND MACHINE DIMENSIONS/WEIGHT


| Model | Disc | Blade | Blade | Blade | Blade | Blade | Blade | Blade | Blade | Blade | Blade |
|---------------|--------|-------|--------|-------|--------|-------|-----------|----------|-----------------|---------|-------------------|
| SHERPA | 630 mm | 25 cm | 13 cm | 25 cm | 10" | 45 cm | 17 11/16" | 49x49 cm | 145x75xh 110 cm | 137 Kg | 170x90xh 140 cm |
| | 25" | 10" | 5 1/8" | 14 cm | 5 1/2" | 70 cm | 27 1/2" | 19"x19" | 57"x30"xh 43" | 302 lbs | 67"x35 1/2"xh 55" |
| | 500 mm | 18 cm | 11 cm | 18 cm | 7" | 70 cm | 27 1/2" | | | | 179 Kg |
| | 20" | 7" | 4 3/8" | | | | | | | | 394.6 lbs |





ACCESSORIES FOR BRIDGE SAW MACHINES

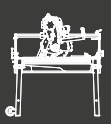
MADE IN ITALY



| Part No. | | | Description | | | | |
|--------------------|---------------|---|--|----------------|---------------------|--------|---------|
| 423KITDL | 8024648010476 | 1 | Optional kit: folding extension tables and 90° left square | 71x22xh 10 cm | 28"x8 5/8"xh 4" | 5 Kg | 11 lbs |
| 424BL75 | 8024648006622 | 1 | Tile holder for Pikus 75 | 89x24xh 20 cm | 35"x9 1/2"xh 7 7/8" | 1,8 Kg | 4 lbs |
| 423BL105ADV | 8024648056757 | 1 | Tile holder for Pikus 105 ADV, SMS 100, Zoe 105 ADV | 117x24xh 20 cm | 46"x9 1/2"xh 7 7/8" | 2,6 Kg | 5.7 lbs |
| 423BL130ADV | 8024648066459 | 1 | Tile holder for Pikus 130 ADV, SMS 125, Zoe 130 ADV | 153x24xh 20 cm | 60"x9 1/2"xh 7 7/8" | 3 Kg | 6.6 lbs |
| 423BL150ADV | 8024648071187 | 1 | Tile holder for SMS150 e Zoe 150 ADV | 178x24xh 20 cm | 70"x9 1/2"xh 7 7/8" | 3,5 Kg | 7.7 lbs |
| 411SE01A | 8024648065254 | 1 | Laser without stirrup | - | - | - | - |
| 411SE A1 | 8024648070906 | 1 | Laser with stirrup for ZOE Adv | - | - | - | - |
| 411SE A2 | 8024648070913 | 1 | Laser with stirrup for Pikus Adv | - | - | - | - |
| 411SE A4 | 8024648070937 | 1 | Laser with stirrup for SMS100,125 and 150 | - | - | - | - |
| 411SE A9 | 8024648005663 | 1 | Laser with stirrup for SMS220 and SMS260 | - | - | - | - |
| 288 | 8024648004178 | 1 | Dressing stone 30 x100xh 15 mm (1 3/16"x 4"xh 5/8") | - | - | - | - |
| 288YA46 | 8024648079619 | 1 | Dressing stone 45x230xh 25 mm (1 3/4"x9 1/16"xh 1") | - | - | - | - |
| 278CP05D1 | 8024648079060 | 2 | Flanges (pair) Ø 200 mm (8") for Zoe ADV | - | - | - | - |
| 278CP05D2 | 8024648079077 | 2 | Flanges (pair) Ø 200 mm (8") for SMS and Mistral | - | - | - | - |

| Part No. | EXPLOIT | | | BOLT | | | MISTRAL | | | PIKUS | | | | PIKUS ADV | | | | SMS | | | | ZOE ADV | | | | SA | SA | SHERPA |
|--------------------|---------|----|-----|------|-----|-----|---------|-----|-----|-------|----|-----|-----|-----------|-----|-----|-----|-----|----|-----|-----|---------|----|----|---|----|----|--------|
| | 70 | 90 | 120 | 90 | 120 | 150 | 90 | 120 | 150 | 75 | 85 | 105 | 130 | 100 | 125 | 150 | 220 | 260 | 85 | 105 | 130 | 150 | 80 | 09 | | | | |
| 423KITDL | - | - | - | - | - | - | - | - | - | - | • | • | • | • | • | • | • | • | • | • | • | • | - | - | - | | | |
| 424BL75 | - | - | - | - | - | - | - | - | - | - | • | • | • | • | • | • | • | • | • | • | • | • | - | - | - | | | |
| 423BL105ADV | - | - | - | - | - | - | - | - | - | - | - | • | • | • | • | • | • | • | • | • | • | • | - | - | - | | | |
| 423BL130ADV | - | - | - | - | - | - | - | - | - | - | - | - | • | • | • | • | • | • | • | • | • | • | - | - | - | | | |
| 423BL150ADV | - | - | - | - | - | - | - | - | - | - | - | - | - | • | • | • | • | • | • | • | • | • | - | - | - | | | |
| 411SE01A | - | - | - | - | - | - | - | - | - | - | - | - | - | - | - | - | - | - | - | - | - | - | - | - | - | | | |
| 411SE A1 | - | - | - | - | - | - | - | - | - | - | - | - | - | - | - | - | - | - | - | • | • | • | • | - | - | | | |
| 411SE A2 | - | - | - | - | - | - | - | - | - | - | - | - | - | - | - | - | - | - | - | • | • | • | • | - | - | | | |
| 411SE A4 | - | - | - | - | - | - | - | - | - | - | - | - | - | - | - | - | - | - | - | • | • | • | • | - | - | | | |
| 411SE A9 | - | - | - | - | - | - | - | - | - | - | - | - | - | - | - | - | - | - | - | • | • | • | • | - | - | | | |
| 288 | • | • | • | • | • | • | • | • | • | • | • | • | • | • | • | • | • | • | • | • | • | • | • | • | • | | | |
| 288YA46 | • | • | • | • | • | • | • | • | • | • | • | • | • | • | • | • | • | • | • | • | • | • | • | • | • | | | |
| 278CP05D1 | - | - | - | - | - | - | - | - | - | - | - | - | - | - | - | - | - | - | - | - | • | • | • | • | | | | |
| 278CP05D2 | - | - | - | - | - | - | - | - | - | - | - | - | - | - | - | - | - | - | - | - | • | • | • | • | | | | |





SIDE BENCH WITH ADJUSTABLE SQUARE AND WATER CONTAINMENT BARS FOR PIKUS, ZOE AND SMS

MADE IN ITALY



- The side bench with adjustable square allow to have a perfect parallelism between the tile edge and the cutting line: this is extremely useful while performing either jolly/45° cut or 90° straight cut. Thanks to this accessory wet saws Pikus, Zoe and SMS become suitable for cutting jolly/45° on slabs having significant overall length (up to 200 cm).
- The two water containment bars with nylon brushes allows to reduce any leakage during the cut, making sure all water goes into machine tank.

| Part No. | | | Description | | |
|--------------------|---------------|---|---|---------------|--------------|
| 374BSQ 130 | 8024648099068 | 1 | Side bench with adjustable square for Pikus 130 Adv, SMS 125 and Zoe 130 Adv | - | - |
| 374BSQ 150 | 8024648099075 | 1 | Side bench with adjustable square for SMS 150 and Zoe 150 Adv | - | - |
| 374BSQ 220 | 8024648099082 | 1 | Side bench with adjustable square for SMS 220 | - | - |
| 374BSQ 260 | 8050532001718 | 1 | Side bench with adjustable square for SMS 260 | - | - |
| 263PE04A085 | 8024648019585 | 1 | Water containment bars with nylon brushes for Pikus 85 Adv and Zoe 85 Adv – pair | 120xØ 12,5 cm | 47 1/4"xØ 5" |
| 263PE04A105 | 8024648019592 | 1 | Water containment bars with nylon brushes for Pikus 105 Adv, SMS 100 and Zoe 105 Adv – pair | 120xØ 12,5 cm | 47 1/4"xØ 5" |
| 263PE04A130 | 8024648022233 | 1 | Water containment bars with nylon brushes for Pikus 130 Adv, SMS 125 and Zoe 130 Adv – pair | 165xØ 12,5 cm | 65"xØ 5" |
| 263PE04A150 | 8024648022851 | 1 | Water containment bars with nylon brushes for SMS 150 and Zoe 150 Adv – pair | 165xØ 12,5 cm | 65"xØ 5" |
| 263PE04A200 | 8024648026507 | 1 | Water containment bars with nylon brushes for SMS 220 – pair | 200xØ 12,5 cm | 79"xØ 5" |
| 263PE04A260 | 8050532001824 | 1 | Water containment bars with nylon brushes for SMS 260 – pair | 285xØ 12,5 cm | 112"xØ 5" |

| Part No. | EXPLOIT | | | BOLT | | | MISTRAL | | | PIKUS | | | PIKUS ADV | | | | SMS | | | | ZOE ADV | | | | SA | SA | SHERPA |
|--------------------|---------|----|-----|------|-----|-----|---------|-----|-----|-------|----|-----|-----------|-----|-----|-----|-----|-----|----|-----|---------|-----|----|----|----|----|--------|
| | 70 | 90 | 120 | 90 | 120 | 150 | 90 | 120 | 150 | 75 | 85 | 105 | 130 | 100 | 125 | 150 | 220 | 260 | 85 | 105 | 130 | 150 | 80 | 09 | | | |
| 374BSQ 130 | - | - | - | - | - | - | - | - | - | - | - | - | • | - | • | - | - | - | - | - | - | • | - | - | - | - | |
| 374BSQ 150 | - | - | - | - | - | - | - | - | - | - | - | - | - | - | - | • | - | - | - | - | - | - | • | - | - | - | |
| 374BSQ 220 | - | - | - | - | - | - | - | - | - | - | - | - | - | - | - | - | • | - | - | - | - | - | - | - | - | - | |
| 374BSQ 260 | - | - | - | - | - | - | - | - | - | - | - | - | - | - | - | - | - | • | - | - | - | - | - | - | - | - | |
| 263PE04A085 | - | - | - | - | - | - | - | - | - | - | - | - | • | - | - | - | - | - | - | - | - | • | - | - | - | - | |
| 263PE04A105 | - | - | - | - | - | - | - | - | - | - | - | - | • | - | • | - | - | - | - | - | - | • | - | - | - | - | |
| 263PE04A130 | - | - | - | - | - | - | - | - | - | - | - | - | - | - | - | • | - | - | - | - | - | - | • | - | - | - | |
| 263PE04A150 | - | - | - | - | - | - | - | - | - | - | - | - | - | - | - | • | - | - | - | - | - | - | • | - | - | - | |
| 263PE04A200 | - | - | - | - | - | - | - | - | - | - | - | - | - | - | - | - | • | - | - | - | - | - | - | - | - | - | |
| 263PE04A260 | - | - | - | - | - | - | - | - | - | - | - | - | - | - | - | - | - | • | - | - | - | - | - | - | - | - | |





MADE IN ITALY

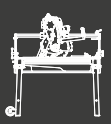
BRIDGE AND JOB SITE SAW MACHINES



| Part No. | | | Description |
|--------------------|---------------|---|--|
| 419AVBO=120 | 8024648090331 | 1 | Wheel kit feed for Bolt 120 |
| 419AVBO=150 | 8024648090348 | 1 | Wheel kit feed for Bolt 150 |
| 419AVMS=120 | 8024648090355 | 1 | Wheel kit feed for Mistral 120/SMS 125 |
| 419AVMS=150 | 8024648090362 | 1 | Wheel kit feed for Mistral 150 |
| 419AVMS=155 | 8024648022714 | 1 | Wheel kit feed for SMS 150 |
| 419AVPK 085 | 8024648091543 | 1 | Wheel kit feed for Pikus 85 Adv |
| 419AVPK 105 | 8024648091550 | 1 | Wheel kit feed for Pikus 105 Adv |
| 419AVPK 130 | 8024648092755 | 1 | Wheel kit feed for Pikus 130 Adv |
| 419AVZO 085 | 8024648093233 | 1 | Wheel kit feed for Zoe 85 Adv |
| 419AVZO 105 | 8024648093240 | 1 | Wheel kit feed for Zoe 105 Adv |
| 419AVZO 130 | 8024648093257 | 1 | Wheel kit feed for Zoe 130 Adv |
| 419AVZO 150 | 8024648093264 | 1 | Wheel kit feed for Zoe 150 Adv |

| Part No. | EXPLOIT | | | BOLT | | MISTRAL | | | PIKUS | | | PIKUS ADV | | | SMS | | | | ZOE ADV | | | | SA | SA | SHERPA |
|--------------------|---------|----|-----|------|-----|---------|-----|-----|-------|----|-----|-----------|-----|-----|-----|-----|-----|----|---------|-----|-----|----|----|----|--------|
| | 70 | 90 | 120 | 90 | 120 | 90 | 120 | 150 | 75 | 85 | 105 | 130 | 100 | 125 | 150 | 220 | 260 | 85 | 105 | 130 | 150 | 80 | 09 | | |
| 419AVBO=120 | - | - | - | • | - | - | - | - | - | - | - | - | - | - | - | - | - | - | - | - | - | - | - | - | |
| 419AVBO=150 | - | - | - | - | • | - | - | - | - | - | - | - | - | - | - | - | - | - | - | - | - | - | - | - | |
| 419AVMS=120 | - | - | - | - | - | • | - | - | - | - | - | - | - | • | - | - | - | - | - | - | - | - | - | - | |
| 419AVMS=150 | - | - | - | - | - | - | • | - | - | - | - | - | - | - | - | - | - | - | - | - | - | - | - | - | |
| 419AVMS=155 | - | - | - | - | - | - | - | - | - | - | - | - | - | - | • | - | - | - | - | - | - | - | - | - | |
| 419AVPK 085 | - | - | - | - | - | - | - | - | • | - | - | - | - | - | - | - | - | - | - | - | - | - | - | - | |
| 419AVPK 105 | - | - | - | - | - | - | - | - | - | • | - | - | - | - | - | - | - | - | - | - | - | - | - | - | |
| 419AVPK 130 | - | - | - | - | - | - | - | - | - | - | • | - | - | - | - | - | - | - | - | - | - | - | - | - | |
| 419AVZO 085 | - | - | - | - | - | - | - | - | - | - | - | - | - | - | - | - | - | • | - | - | - | - | - | - | |
| 419AVZO 105 | - | - | - | - | - | - | - | - | - | - | - | - | - | - | - | - | - | - | • | - | - | - | - | - | |
| 419AVZO 130 | - | - | - | - | - | - | - | - | - | - | - | - | - | - | - | - | - | - | - | • | - | - | - | - | |
| 419AVZO 150 | - | - | - | - | - | - | - | - | - | - | - | - | - | - | - | - | - | - | - | - | • | - | - | - | |






BRIDGE AND JOB SITE SAW MACHINES

ACCESSORIES FOR TROLLEY MACHINES

MADE IN ITALY



192SQ24A




218DJ



191CLO5A



288



288YA46




154SE17CP



411SE01A

| Part No. | | | Description | | | |
|------------------|---------------|---|---|---------------|---------------------|----------------|
| 192SQ24A | 8024648005656 | 1 | Adjustable square 0/45°/90° for SA80, SA09, SHERPA | 40x17xh 8 cm | 16"x6 3/4"xh 3 1/8" | 1,5 Kg 3.3 lbs |
| 218DJ | 8024648009777 | 1 | Jolly device for SA09 | 71x23xh 11 cm | 28"x9"xh 4" | 4,4 Kg 9.7 lbs |
| 154SE17CP | 8024648066480 | 1 | Handles for SA09 | 40x28xh 18 cm | 15 3/4"x11"xh 7" | 6 Kg 13 lbs |
| 191CLO5A | 8024648058003 | 1 | Side square for SA80 | 68x66xh 10 cm | 27"x26"xh 4" | 4,5 Kg 9.9 lbs |
| 411SE01A | 8024648065254 | 1 | Laser without stirrup | - | - | - - |
| 411SE A4 | 8024648070937 | 1 | Laser with stirrup for SMS and SA80 | - | - | - - |
| 411SE A3 | 8024648070920 | 1 | Laser with stirrup for Sherpa | - | - | - - |
| 288 | 8024648004178 | 1 | Dressing stone 30 x100xh 15 mm (1 3/16"x 4"xh 5/8") | - | - | - - |
| 288YA46 | 8024648079619 | 1 | Dressing stone 45x230xh 25 mm (1 3/4"x9 1/16"xh 1") | - | - | - - |

| Part No. | EXPLOIT | | | BOLT | | | MISTRAL | | | PIKUS | PIKUS ADV | | | SMS | | | | ZOE ADV | | | | SA | SA | SHERPA | |
|------------------|---------|----|-----|------|-----|-----|---------|-----|-----|-------|-----------|-----|-----|-----|-----|-----|-----|---------|----|-----|-----|-----|----|--------|----|
| | 70 | 90 | 120 | 90 | 120 | 150 | 90 | 120 | 150 | 75 | 85 | 105 | 130 | 100 | 125 | 150 | 220 | 260 | 85 | 105 | 130 | 150 | 80 | | 09 |
| 192SQ24A | - | - | - | - | - | - | - | - | - | - | - | - | - | - | - | - | - | - | - | - | - | - | • | • | • |
| 218DJ | - | - | - | - | - | - | - | - | - | - | - | - | - | - | - | - | - | - | - | - | - | - | - | • | - |
| 154SE17CP | - | - | - | - | - | - | - | - | - | - | - | - | - | - | - | - | - | - | - | - | - | - | • | • | • |
| 191CLO5A | - | - | - | - | - | - | - | - | - | - | • | • | • | • | • | • | • | • | • | • | • | • | • | • | • |
| 411SE01A | - | - | - | - | - | - | - | - | - | - | - | - | - | - | - | - | - | - | - | - | - | - | - | - | |
| 411SE A4 | - | - | - | - | - | - | - | - | - | - | - | - | - | • | • | • | - | - | - | - | - | - | - | • | - |
| 411SE A3 | - | - | - | - | - | - | - | - | - | - | - | - | - | - | - | - | - | - | - | - | - | - | - | • | - |
| 288 | • | • | • | • | • | • | • | • | • | • | • | • | • | • | • | • | • | • | • | • | • | • | • | • | • |
| 288YA46 | • | • | • | • | • | • | • | • | • | • | • | • | • | • | • | • | • | • | • | • | • | • | • | • | • |




PORTABLE SAW MACHINES

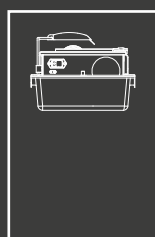


PORTABLE SAW MACHINES

| | |
|------------------|----|
| GS86..... | B2 |
| ECO 92..... | B3 |
| SUPERECO 98..... | B4 |

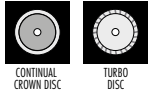


Three models to meet the needs of even those who favor machines with extremely compact cutting specifications and machine dimensions/weight and low weight; whose spearhead is the GS86: the super-professional compact saw machine which is an exceptional allied especially when wall coverings.





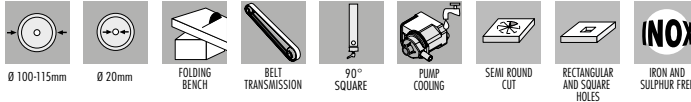
AVAILABLE BLADES



PACKAGE



TECHNICAL CHARACTERISTICS



- For cutting porcelain, single-double fired, marble, granite.
Straight, 45° bevel (Jolly) cuts, square e round knockouts, sanding/polishing.
- Unlimited size of cut.
- Maximum thickness of cut: 25 mm (1") in single pass; 50 mm (2") in double pass.
- Maximum disc: Ø 115 mm (4 1/2"); smallest blade: Ø 100 mm (4").
- Gear ratio of motor to disc 1 ÷ 2.1. Drive belt type Z90.
- The blade is cooled via heavy duty pump.
- Supplied with: turbo blade Ø 115 mm (4 1/2") for tiles, 5 abrasive discs for polishing/sanding, key kit, dressing stone, user and maintenance manual.
- Turtle shell cover helps to prevent damage when not in use.

MODEL SPECIFICATIONS

| Part No. | Barcode | Box | Lightning Bolt | M | Motor | Motor | Disc | Disc | |
|-------------------|---------------|-----|----------------|--------------|------------------|-------|--------|--------|------|
| 125INOX F | 8024648003584 | 1 | 230 V 50 Hz | Single-phase | 0,9 HP / 0,65 kW | 2800 | 115 mm | 4 1/2" | 5800 |
| 125INOX 60 | 8024648017055 | 1 | 230 V 60 Hz | Single-phase | 0,9 HP / 0,65 kW | 3360 | 115 mm | 4 1/2" | 7000 |
| 125INOX US | 8024648009265 | 1 | 110 V 60 Hz | Single-phase | 0,9 HP / 0,65 kW | 3360 | 115 mm | 4 1/2" | 7000 |
| 125INOX GB | 8024648009258 | 1 | 110 V 50 Hz | Single-phase | 0,9 HP / 0,65 kW | 2800 | 115 mm | 4 1/2" | 5800 |

CUTTING SPECIFICATIONS AND MACHINE DIMENSIONS/WEIGHT

| Model | Disc | Thickness | Width | Height | Depth | Width | Depth | Weight | Dimensions | Weight | | |
|-------------|------------------|--------------|----------------|--------------|----------------|----------|--------|--------|--------------------------------|-------------------|-------------------------------|-------------------|
| GS86 | 100 mm 115 mm | 4" 4 1/2" | 18 mm 25 mm | 25/32" 1" | 10 mm 10 mm | 4" 4" | ∞ ∞ | ∞ | 45x45xh 30 cm 18"x18"xh 12" | 25 Kg 55.1 lbs | 50x50xh 35 cm 20"x20"xh 13 | 26 Kg 57.3 lbs |

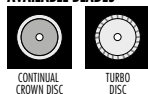




PORTABLE SAW MACHINES



AVAILABLE BLADES



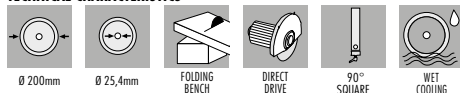
OPTIONAL



PACKAGE



TECHNICAL CHARACTERISTICS



- For cutting single-double fired and porcelain. Straight cuts and 45° bevel (Jolly).
- Unlimited size of cut.
- Maximum thickness of cut: 20 mm (13/16") in single pass; 40 mm (1 5/8") in double pass.
- Maximum disc: Ø 150 mm (6").
- Blade is cooled through immersion in the water reservoir.

- Tilting table for bevel cuts from 0° to 47°.
- Supplied with: continuous rim blade for tiles Ø 150 mm (6"), key kit, dressing stone, user and maintenance manual.

MODEL SPECIFICATIONS

| Part No. | Barcode | Box | Lightning Bolt | M | Motor | Motor | Disc | Disc | |
|----------------|---------------|-----|----------------|--------------|------------------|-----------|--------|------|-----------|
| 370 DF | 8024648003607 | 1 | 230 V 50/60 Hz | Single-phase | 0,9 HP / 0,65 kW | 2800/3360 | 200 mm | 8" | 2800/3360 |
| 370 USA | 8024648010384 | 1 | 110 V 60 Hz | Single-phase | 0,9 HP / 0,65 kW | 3360 | 200 mm | 8" | 3360 |
| 370 GB | 8024648009289 | 1 | 110 V 50 Hz | Single-phase | 0,9 HP / 0,65 kW | 2800 | 200 mm | 8" | 2800 |

CUTTING SPECIFICATIONS AND MACHINE DIMENSIONS/WEIGHT

| Model | Disc | Table | Table | Table | Table | Table | Machine | Weight | Machine | Weight |
|---------------|--------------|-----------------|-----------------|-------|-------|-------|--|-------------------|---------------------------------|-------------------|
| ECO 92 | 200 mm 8" | 36 mm 1 3/8" | 40 mm 1 5/8" | ∞ | ∞ | ∞ | 47x45xh 27 cm 18 1/2"x18"xh 10 5/8" | 16 Kg 35.3 lbs | 50x50xh 32 cm 20"x20" xh 13" | 17 Kg 37.5 lbs |




SUPERECO 98



PORTABLE SAW MACHINES



AVAILABLE BLADES



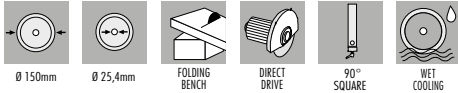
OPTIONAL



PACKAGE



TECHNICAL CHARACTERISTICS



- For cutting single-double fired and porcelain. Straight cuts and 45° bevel (Jolly).
- Unlimited size of cut.
- Maximum thickness of cut: 20 mm (13/16") in single pass; 40 mm (1 5/8") in double pass.
- Maximum disc: Ø 150 mm (6").


- Blade is cooled through immersion in the water reservoir.
- Tilting table for bevel cuts from 0° to 47°.
- Supplied with: continuous rim blade for tiles Ø 150 mm (6"), key kit, dressing stone, user and maintenance manual.

MODEL SPECIFICATIONS

| Part No. | Barcode | Carton | Power | Motor | Motor 1 | Motor 2 | Blade | Blade | |
|----------------|---------------|--------|----------------|--------------|-------------------|-----------|--------|-------|-----------|
| 378 98 | 8024648003621 | 1 | 230 V 50/60 Hz | Single-phase | 0,5 HP / 0,37 kW | 2800/3360 | 150 mm | 6" | 2800/3360 |
| 378 USA | 8024648008824 | 1 | 110 V 60 Hz | Single-phase | 0,33 HP / 0,24 kW | 3360 | 150 mm | 6" | 3360 |
| 378 GB | 8024648008800 | 1 | 110 V 50 Hz | Single-phase | 0,33 HP / 0,24 kW | 2800 | 150 mm | 6" | 2800 |

CUTTING SPECIFICATIONS AND MACHINE DIMENSIONS/WEIGHT

| Model | Blade Diameter | Max Cut Thickness | Max Cut Depth | Max Cut Width | Max Cut Length | Machine Dimensions | Weight | Machine Dimensions | Weight |
|--------------------|----------------|-------------------|------------------|---------------|----------------|---------------------------------------|-----------------|--|-----------------|
| SUPERECO 98 | 150 mm 6" | 20 mm 13/16" | 30 mm 1 3/16" | ∞ | ∞ | 45x42x22 cm 17 3/4"x16 1/2"x8 5/8" | 11 Kg 24 lbs | 50x45x30 cm 19 5/8"x17 3/4"x11 7/8" | 12 Kg 26 lbs |



MACHINES FOR SPECIAL JOBS



PRECISION CUT AND BEVEL MACHINE WITH AUTOMATIC FEED (SINGLE AND MULTI-BLADE)

| | |
|---------------------------------------|----|
| CM 180 AUTOMATIC | C2 |
| ACCESSORIES FOR CM 180 AUTOMATIC..... | C3 |

45° BEVEL ANGLE CUT ("JOLLY") SAW MACHINE

| | |
|-----------------|----|
| JOLLY ADV | C4 |
| JOLLYNA..... | C5 |

"AUTOMATIC" VERTICAL CUT MACHINES

| | |
|--------------|----|
| LEM 150..... | C6 |
| LEM 105..... | C7 |



PROFILING MACHINES

| | |
|---|-----|
| BI-BULLDOG ADVANCED AUTOMATIC | C8 |
| BI-BULLDOG ADVANCED WITH WHEEL KIT FEED | C9 |
| BI-BULLDOG ADVANCED | C10 |
| BULLDOG ADVANCED | C11 |
| STAND ALONE BACK-FINISHER BULLDOG..... | C12 |
| BACK-FINISHER BULLDOG FOR CONNECTION IN LINE..... | C13 |
| ACCESSORIES/SPARE PARTS FOR BULLDOG, BI-BULLDOG AND BACK-FINISHER | C14 |
| ACCESSORIES/SPARE PARTS FOR BULLDOG AND BI-BULLDOG | C15 |
| DIAMOND WHEELS AND DIAMOND BELTS..... | C16 |

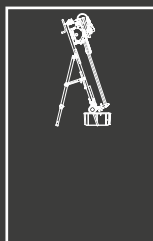


We developed a complete range of machines, which meets the most sophisticated needs in terms of processing ceramic tiles and natural stones.

Special-jobs-machines allow to cut, cut and bevel simultaneously, to create anti-slip grooves with the maximum precision on tiles and slabs as well as to perform 45° angle/bevel cut ("jolly") up to 180 cm (71") length.

Multiple-blades option is also available for maximizing productivity. In addition to that, we offer the possibility to perform automatic cut by gravity up to a maximum length of 150 cm (59") with machines, which optimize cutting specifications and machine dimensions/weight for the ease of transport and placing even in sites with small work areas.

Last but not least, our complete range of profiling machines is perfect for creating your own high-quality skirting boards as well as performing 45° angle cuts, bevels and edge finishing.



CM 180 AUTOMATIC



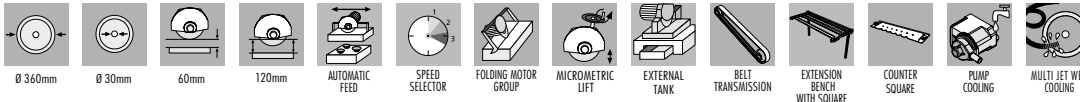
MACHINES FOR SPECIAL JOBS



AVAILABLE BLADES



TECHNICAL CHARACTERISTICS



ACCESSORIES



PACKAGE



- For cutting, cutting and bevelling in a single operation, 45° mitres, multiple grooves (for safety treads), multiple cuts in porcelain, marble, granite, single and double fired.
- Maximum length of cut 180 cm (70 7/8").
- Maximum thickness of cut: 120 mm (4 3/4") in single pass.
- Precise adjustability of cutting depth via micrometric lifting/lowering device.
- Maximum disc Ø 360 mm (14").
- Blade cooling via heavy duty pump and multiple water jets.
- Pump provided with interchangeable filters.
- External polypropylene tank (capacity 80 litres / 21 gal).
- Motor assembly with automatic feed (5 speeds).
- Sliding motor assembly with 4 adjustable PVC rollers (with bearings).
- Double sliding bar.
- Tilting motor group for performing mitre cuts from 0° to 45°.
- Stand with adjustable feet.
- Rust proof: coated steel + Electrophoresis.
- Supplied with: extension bench with square (maximum travel 100 cm - 39 3/8"), countersquare (maximum travel 60 cm - 23 5/8"), key kit, dressing stone, user and maintenance manual.

MODEL SPECIFICATIONS

| Part No. | Barcode | Box | Lightning Bolt | Motor | M | Motor | Motor | Motor | Motor | Motor |
|---------------------|---------------|-----|----------------|----------------|--------------|---------------|-------|-------|-------|-------|
| 379ADV 230 | 8024648065834 | 1 | 230 V 50 Hz | ● 2P+E / 16A | Single-phase | 3 HP / 2,2 kW | 2800 | — | 2000 | 2000 |
| 379ADV 230/6 | 8024648073105 | 1 | 230 V 60 Hz | ● 2P+E / 16A | Single-phase | 3 HP / 2,2 kW | 3360 | — | 2400 | 2000 |
| 379ADV 400DE | 8024648079985 | 1 | 400 V 50 Hz | ● 3P+E+N / 16A | Three-phase | 3 HP / 2,2 kW | 2800 | — | 2000 | 2400 |

CUTTING SPECIFICATIONS AND MACHINE DIMENSIONS/WEIGHT

| Model | Disc | Thickness | Depth | Length | Width | Table | Motor | Weight | Dimensions | Weight |
|-------------------------|---------------|------------------|------------------|-------------------|-------------------|-------------------------------|---------------------------------------|-------------------|--|--------------------|
| CM 180 AUTOMATIC | 360 mm 14" | 120 mm 4 3/4" | 65 mm 2 9/16" | 180 cm 70 7/8" | 100 cm 39 3/8" | 125x125 cm 49 1/4"x49 1/4" | 280x200xh150 cm 110"x78 3/4"xh 59" | 450 Kg 992 lbs | 300x130xh 177 cm 118"x51"xh 69 3/4" | 542 Kg 1194 lbs |





374RUSD40CM180



379AKITRUOTE



191CL05A



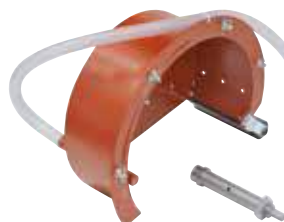
192SQ21A



411SE A6



278CP05D1



379AKITDM1



379AKITMT



379BLOADVN



179SET300B
179SET300BS



179CC250B



179SCAN4D300

MACHINES FOR SPECIAL JOBS

ACCESSORIES FOR CM 180 AUTOMATIC

| Part No. | Barcode | Box | Description | Box | Weight | Weight |
|----------------|---------------|-----|--|----------------|------------------------------|------------------|
| 374RUSD40CM180 | 8024648095473 | 1 | Self-standing 5 rollers side extension bench for CM180 Auto (l: 705 mm; w: 506 mm) | 80x60xh 20 cm | 31 1/2" x 23 5/8" x h 7 7/8" | 21,9 Kg 48.3 lbs |
| 191CL05A | 8024648058003 | 1 | Extension side square for rolling side tables | 68x66xh 10 cm | 27" x 26" x h 4" | 4,5 Kg 9.9 lbs |
| 192SQ21A | 8024648011893 | 1 | Sliding V square for diagonal cut for extension bench | 20x22xh 4 cm | 7 7/8" x 8 5/8" x h 1 1/2" | 900 gr 31.8 oz |
| 379BLOADVN | 8024648082374 | 1 | Tile holding device "ADV" for CM 180 Automatic | 220x55xh 20 cm | 86" x 21" x h 8" | 21 Kg 46 lbs |
| 379AKITDM1 | 8024648072542 | 1 | Disc-cover-kit for multi-blades cut | 49x40xh 34 cm | 19" x 15 3/4" x h 13 1/2" | 6,6 Kg 14.6 lbs |
| 379AKITMT | 8024648073112 | 1 | Universal flanges-kit for multi-blades cut | 40x40xh 15 cm | 15 3/4" x 15 3/4" x h 6" | 3 Kg 6.6 lbs |
| 379AKIT2T | 8024648073143 | 1 | Multi-blades flanges-kit for cut & bevel (max 2 discs) | - | - | - - |
| 379AKITSCAN | 8024648073129 | 1 | Multi-blades flanges-kit multi-blades for grooves | - | - | - - |
| 411SE A6 | 8024648070951 | 1 | Laser with stirrup for CM 180 Automatic | - | - | - - |
| 278CP05D1 | 8024648079060 | 1 | Flanges (pair) Ø 20 mm (8") for CM180 Automatic | - | - | - - |
| 379AKITRUOTE | 8024648090270 | 1 | Kit of 4 supports with 4 wheels each for CM180 | 135x42x28h cm | 53" x 16 1/2" x h 11" | 28,6 Kg 63.5 lbs |

SEGMENTED DIAMOND BLADES FOR PORCELAIN AND CERAMIC TILES

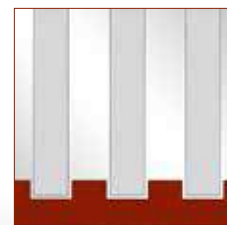
| Part No. | Barcode | Box | Diagram | Diagram | Rim height | Weight | Weight | | |
|-------------|---------------|-----|---------|---------|--------------|--------------|--------------|-----------------|----------------|
| 179SET300B | 8024648004154 | 1 | 300 mm | 12" | 30 / 25,4 mm | 1 3/16" / 1" | 10 mm 13/32" | 1 Kg 2.2 lbs | 1,2 Kg 2.6 lbs |
| 179SET300BS | 8024648076076 | 1 | 300 mm | 12" | 30 / 25,4 mm | 1 3/16" / 1" | 10 mm 13/32" | 1 Kg 2.2 lbs | 1,2 Kg 2.6 lbs |
| 179SET350B | 8024648011022 | 1 | 350 mm | 14" | 30 / 25,4 mm | 1 1/16" / 1" | 10 mm 13/32" | 1,2 Kg 2.65 lbs | 1,4 Kg 3 lbs |

CONTINUOUS RIM DIAMOND BLADES 45° PROFILE FOR BEVEL

| Part No. | Barcode | Box | Profile | Diagram | Diagram | Rim height | Weight | Weight | |
|-----------|---------------|-----|---------|---------|---------|---------------|--------------|----------------|--------------|
| 179CC250B | 8024648004161 | 1 | 45° | 250 mm | 10" | 30 mm 1 3/16" | 10 mm 13/32" | 600 gr 21.2 oz | 650 gr 23 oz |

DIAMOND BLADES FOR CHANNEL CUT / ANTI-SLIP GROOVE

| Part No. | Barcode | Box | Profile | Disc thickness | Diagram | Diagram | Rim height | Weight | Weight |
|--------------|---------------|-----|---------|----------------|---------|---------|---------------|--------------|----------------|
| 179SCAN4D300 | 8024648071415 | 1 | Channel | 4 mm 5/32" | 300 mm | 12" | 30 mm 1 3/16" | 1 Kg 2.2 lbs | 1,2 Kg 2,6 lbs |






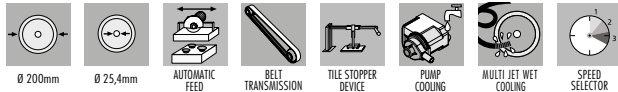
MACHINES FOR SPECIAL JOBS



AVAILABLE BLADES



TECHNICAL CHARACTERISTICS




- For creating 45 degree bevels (Jolly) on multiple tiles simultaneously. This saw will cut: marble, porcelain, single and double fired, granite.
- Works on max tile size: 120 x120 cm (47 1/4" x 47 1/4").
- Maximum depth of cut 15 mm (5/8") in single pass.
- Maximum blade Ø 200 mm (8").
- Gear ratio of motor to blade 1 ÷ 1,4. Drive belt type Poly V.
- Group assembly with automatic feed.
- Micrometric square adjustment.
- Blade is cooled via heavy duty external pump.
- The cutting area is completely enclosed with a clear water/debris guard to ensure maximum user safety.
- Supplied with: continuous rim diamond blade Ø 200 mm (8"), key kit, dressing stone, user and maintenance manual.

MODEL SPECIFICATIONS

| | | | | | | | | |
|---------------------|---------------|---|-------------|--------------|-----------------|------|-----------|------|
| Part No. | | | | | | | | |
| 354J1200 CSQ | 8024648093370 | 1 | 230 V 50 Hz | Single-phase | 2,2 HP / 1,5 kW | 2800 | 200 mm 8" | 3900 |

CUTTING SPECIFICATIONS AND MACHINE DIMENSIONS/WEIGHT


| | | | | | | | | | |
|------------------|-----------|---|------------|----------------|----------------|------------------------------------|------------------|------------------------------------|--------------------|
| Model | | | | | | | | | |
| JOLLY ADV | 200 mm 8" | - | 15 mm 5/8" | 120 cm 47 1/4" | 120 cm 47 1/4" | 165x125xh 145 cm 65"x49 1/4"xh 57" | 287 Kg 632.7 lbs | 185x135xh 105 cm 73"x53"xh 41 1/4" | 305,5 Kg 673.5 lbs |





431EP01A
(accessory)

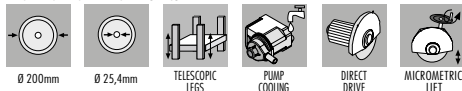
AVAILABLE BLADES



ACCESSORIES



TECHNICAL CHARACTERISTICS



PACKAGE



- Compact machine to perform 46° bevels cut ("jolly") on tiles up to 120 cm (47 1/4") length.
- Maximum recommended tile width:
80 cm (31 1/2") when equipped with table side extension (accessory part no. 431EP01A);
35 cm (14") in standard configuration (without side extension).
- Formidable ally for obtaining high quality finishing directly on the job-site.
- Maximum tile thickness: 20 mm (3/4").

- Superior blade water-cooling (double-jets) with pump.
- Dismountable lateral table extensions and telescopic legs for easy transport.
- Motor has micrometric height and depth adjustment for fine adjustment of the 46° bevel ("jolly").
- Supplied with continuous rim diamond disc Ø 200 mm (8"), key kit, sharpening stone, use and maintenance manual.

MODEL SPECIFICATIONS

| Part No. | Barcode | Box | Lightning Bolt | M | Motor | Motor | Blade | Blade | |
|------------|---------------|-----|----------------|--------------|-----------------|-------|--------|-------|------|
| 431J2015EU | 8024648091086 | 1 | 230V 50Hz | Single-phase | 1,5 HP / 1,1 kW | 2800 | 200 mm | 8" | 2800 |
| 431J2015BR | 8024648094865 | 1 | 230V 60Hz | Single-phase | 1,5 HP / 1,1 kW | 3360 | 200 mm | 8" | 3360 |
| 431J2015US | 8024648094889 | 1 | 110V 60Hz | Single-phase | 1,5 HP / 1,1 kW | 3360 | 200 mm | 8" | 3360 |
| 431J2015GB | 8024648094872 | 1 | 110V 50Hz | Single-phase | 1,5 HP / 1,1 kW | 2800 | 200 mm | 8" | 2800 |

CUTTING SPECIFICATIONS AND MACHINE DIMENSIONS/WEIGHT

| Model | Blade | Table | Table | Table | Table | Machine | Weight | Machine | Weight |
|---------|-----------|-------|--------------|----------------|---------------|---|---------------|---|-------------------|
| JOLLYNA | 200 mm 8" | - | 20 mm 13/16" | 120 cm 47 1/4" | 80 cm 31 1/2" | 90x72x h 90 cm 35 1/2"x28 1/8"x h 35 1/2" | 59 Kg 130 lbs | 90x72x h 90 cm 35 1/2"x28 3/8"x h 35 1/2" | 74,5 Kg 164.2 lbs |

ACCESSORIES JOLLYNA

| Part No. | Barcode | Box | Description | Weight | Weight |
|----------|---------------|-----|--|--------------------------|--------------|
| 431EP01A | 8024648092878 | 1 | Side extension for tiles up to 80 cm - 31 1/2" in length (accessory) | 100x Ø17 cm 39 3/8"x Ø7" | 10 Kg 22 lbs |

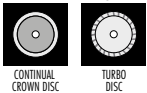


LEM 150



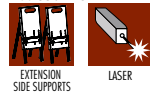
MACHINES FOR SPECIAL JOBS

AVAILABLE BLADES



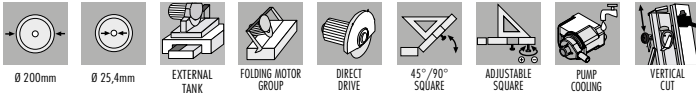
CONTINUAL CROWN DISC TURBO DISC

ACCESSORIES



EXTENSION SIDE SUPPORTS LASER

TECHNICAL CHARACTERISTICS



Ø 200mm Ø 25,4mm EXTERNAL TANK FOLDING MOTOR GROUP DIRECT DRIVE 45°/90° SQUARE ADJUSTABLE SQUARE PUMP COOLING VERTICAL CUT

PACKAGE



WOODEN CASE OVERLAPABLE PALLETS

- For cutting large tiles. Cuts natural stones (marble, granite, etc.), porcelain, single and double fired. Suitable also for cutting low thickness porcelain tiles (3 - 5 mm; 1/8" - 3/16").
- Maximum length of cut 150 cm (59").
- Maximum depth of cut 40 mm (1 3/16").
- Minimum depth of cut 3 mm (1/8").
- Diamond blade diameter: Ø 200 mm (8").
- Automatic gravity feed (adjustable speed).
- Lock motor assembly at any height according to tile dimension.
- Tilting motor assembly for bevel cuts from 0° to 45°.
- Tile lock devices provided with magnetic attachments can be positioned at will for out-of-plumb cuts.
- Re-adjustable square for long lasting precision.
- Heavy duty water pump.
- External polypropylene tank (capacity 56 lt / 14 Gal) for easy cleaning.
- Rust proof: galvanized and coated steel.
- Supplied with: diamond blade for porcelain Ø 200 mm (8"), two tile lock devices, key kit, dressing stone, user and maintenance manual.

MODEL SPECIFICATIONS



| Part No. | Barcode | Box | Lightning Bolt | M | Motor | Motor | Blade | Blade | |
|-------------------|---------------|-----|----------------|--------------|-----------------|-------|--------|-------|------|
| 426 150 | 8024648069580 | 1 | 230 V 50 Hz | Single-phase | 1,2 HP / 0,9 kW | 2800 | 200 mm | 8" | 2800 |
| 426 150 US | 8024648079664 | 1 | 110 V 60 Hz | Single-phase | 1,2 HP / 0,9 kW | 3360 | 200 mm | 8" | 3360 |

CUTTING SPECIFICATIONS AND MACHINE DIMENSIONS/WEIGHT

| Model | Blade | Depth | Width | Length | Angle | Table | Motor | External Tank | Weight | |
|----------------|--------------|------------------|------------------|---------------|-------|-------------------------------|--|------------------|--|-------------------|
| LEM 150 | 200 mm 8" | 40 mm 1 9/16" | 30 mm 1 3/16" | 150 cm 59" | ∞ | 105x105 cm 41 3/8"x41 3/8" | 240 x 65 x h65 cm 94 1/2" x 25 1/2" x 25 1/2" | 86 Kg 190 lbs | 250x90x h85 cm 98 7/16"x41 3/8"x43 3/8" | 131 Kg 289 lbs |

ACCESSORIES

| Part No. | Barcode | Box | Description | Dimensions | Weight |
|-----------------|---------------|-----|-------------------------------|--------------------------------|--------------------|
| 426EP01A | 8024648066749 | 1 | Extension side support | 100x50xh 12 cm 40"x9"xh 5" | 3,4 Kg 7.5 lbs |
| 411SE A5 | 8024648070944 | 1 | Laser with stirrup for LEM150 | 27x15xh 10 cm 10 1/2"x6"x4" | 0,3 Kg 0.66 lbs |





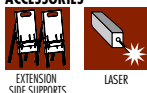
MACHINES FOR SPECIAL JOBS



AVAILABLE BLADES



ACCESSORIES



TECHNICAL CHARACTERISTICS



PACKAGE



- For cutting large tiles. Cuts natural stones (marble, granite, etc.), porcelain, single and double fired. Suitable also for cutting low thickness porcelain tiles (3 - 5 mm; 1/8" - 3/16").
- Maximum length of cut 105 cm (41 3/8").
- Maximum depth of cut 40 mm (1 3/16").
- Minimum depth of cut 3 mm (1/8").
- Diamond blade diameter: Ø 200 mm (8").
- Automatic gravity feed (adjustable speed).
- Lock motor assembly at any height according to tile dimension.
- Tilting motor assembly for bevel cuts from 0° to 45°.
- Tile lock devices provided with magnetic attachments can be positioned at will for out-of-plumb cuts.
- Re-adjustable square for long lasting precision.
- Heavy duty water pump.
- External polypropylene tank (capacity 56 lt / 14 Gal) for easy cleaning.
- Rust proof: galvanized and coated steel.
- Very small dimensions when in transport position.
- Supplied with: diamond blade for porcelain Ø 200 mm (8"), two tile lock devices, key kit, dressing stone, user and maintenance manual.

MODEL SPECIFICATIONS

| | | | | | | | | |
|-------------------|---------------|---|-----------|--------------|-----------------|------|--------|----|
| Part No. | | | | | | | | |
| 426 105 | 8024648080424 | 1 | 230V 50Hz | Single-phase | 1,2 HP / 0,9 kW | 2800 | 200 mm | 8" |
| 426 105 US | 8024648081254 | 1 | 110V 60Hz | Single-phase | 1,2 HP / 0,9 kW | 3360 | 200 mm | 8" |

CUTTING SPECIFICATIONS AND MACHINE DIMENSIONS/WEIGHT

| | | | | | | | | | | |
|----------------|-----------------|------------------|------------------|-------------------|---|-------------------------------|-------------------------------------|------------------|---------------------------------|------------------|
| Model | | | | | | | | | | |
| LEM 105 | 200 mm 8" mm | 40 mm 1 9/36" | 30 mm 1 3/16" | 105 cm 41 3/8" | ∞ | 75x75 cm 29 1/2" x 29 1/2" | 170x84xh 55 cm 67"x33"xh 21 1/2" | 67 Kg 148 lbs | 176x79xh 71 cm 69"x31"xh 28" | 92 Kg 203 lbs |

ACCESSORIES

| | | | | | |
|-----------------|---------------|---|-------------------------------|----------------|---------------|
| Part No. | | | Description | | |
| 411SE A5 | 8024648070944 | 1 | Laser with stirrup for LEM105 | 27x15xh 10 cm | 10 1/2"x6"x4" |
| 426EP01A | 8024648066749 | 1 | Extension side support | 100x50xh 12 cm | 40"x9"xh 5" |



BI-BULLDOG ADVANCED AUTOMATIC

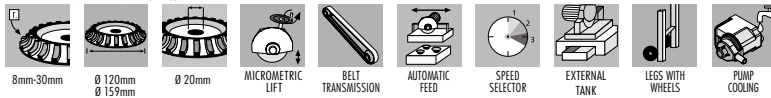


MACHINES FOR SPECIAL JOBS

AVAILABLE BLADES



TECHNICAL CHARACTERISTICS



PACKAGE



- For bullnosing and beveling. Create 1/2 Bullnose, full bullnose, 45° bevel (Jolly) on: marble, granite, porcelain, single and double fired.
- Double motor assembly for operating with two diamond wheels of different type simultaneously and cut times.
- Provided with Automatic Feed.
- Maximum length of shaping: 120 cm (47 1/4").
- Minimum tile width: 4 cm (1 1/2"). Maximum tile width: 60 cm (23 5/8").
- Maximum depth of shaping/radius half bullnose: 30 mm (1 3/16").
- Maximum depth of shaping full bullnose: 22 mm (7/8"); wheel radius: 11 mm (7/16").
- Three levels of finishing: rough, finished, polished.
- Gear ratio of motor to wheel 1 ÷ 1.6. Drive belt type poly V.
- Heavy duty water pumps provides superior wheel cooling.
- External polypropylene tank (capacity 80 lt / 21 Gal) for easy cleaning.
- Supplied with: universal table, key kit with wrench, dressing stone, user and maintenance manual.

MODEL SPECIFICATIONS

| Part No. | Barcode | Box | Lightning Bolt | Motor | M | Motor | Motor | Wheel | Wheel | Wheel |
|-------------------|---------------|-----|----------------|----------------|--------------|-----------------|-------|-------|-------|-------|
| 428AUT 230 | 8024648071767 | 1 | 230 V 50 Hz | ● 2P+E / 16A | Single-phase | 1,5 HP / 1,1 kW | 2800 | — | — | 4480 |
| 428AUT 400 | 8024648087676 | 1 | 400 V 50 Hz | ● 3P+E+N / 16A | Three-phase | 2 HP / 1,5 kW | 2800 | — | — | 4480 |
| 428AUT 60 | 8024648071774 | 1 | 230 V 60 Hz | ● 2P+E / 16A | Single-phase | 1,5 HP / 1,1 kW | 3360 | — | — | 5370 |
| 428AUT USA | 8024648071750 | 1 | 110 V 60 Hz | ● 2P+E / 16A | Single-phase | 1,5 HP / 1,1 kW | 3360 | — | — | 5370 |
| 428AUT GB | 8024648071729 | 1 | 110 V 50 Hz | ● 2P+E / 16A | Single-phase | 1,5 HP / 1,1 kW | 2800 | — | — | 4480 |

CUTTING SPECIFICATIONS AND MACHINE DIMENSIONS/WEIGHT

| Model | Profile | Wheel | Depth | Radius | Width | Length | Table | Motor | Weight | Dimensions | Weight | | |
|---------------------------------|---------|-------|---------|---------|---------|--------|-------------------|------------------|----------------------------------|---------------------|-------------------------------------|---------------------|---|
| BI-BULLDOG ADV AUTOMATIC | | 30 mm | 1 3/16" | 30 mm | 1 3/16" | — | 120 cm 47 1/4" | 60 cm 23 5/8" | 222x85xh 105 cm 87"x33"xh 41" | 185 Kg 407.9 lbs | 250x105x h 110 cm 98"x41"x h 43" | 230 Kg 507.1 lbs | |
| | | 20 mm | 3/4" | 20 mm | 3/4" | — | | | | | | | |
| | | 15 mm | 5/8" | 15 mm | 5/8" | — | | | | | | | |
| | | 12 mm | 15/32" | 12 mm | 15/32" | — | | | | | | | |
| | | 10 mm | 3/8" | 10 mm | 3/8" | — | | | | | | | |
| | | 8 mm | 5/16" | 8 mm | 5/16" | — | | | | | | | |
| | | V45° | — | — | 15 mm | 5/8" | | | | | | | — |
| | | 90° | 30 mm | 1 3/16" | — | — | | | | | | | — |
| | 11 mm | 7/16" | 22 mm | 7/8" | — | — | | | | | | | |



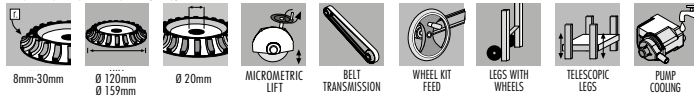


MACHINES FOR SPECIAL JOBS

AVAILABLE BLADES



TECHNICAL CHARACTERISTICS



ACCESSORIES



PACKAGE



- For bullnosing and bevelling. Create 1/2 Bullnose, full bullnose, 45° bevel (Jolly) on: marble, granite, porcelain, single and double fired.
- Double motor assembly for operating with two diamond wheels of different type simultaneously and cut times.
- Provided with wheel feed kit.
- Maximum length of shaping: 120 cm (47 1/4").
- Minimum tile width: 4 cm (1 1/2"). Maximum tile width: 60 cm (23 5/8").

- Maximum depth of shaping/radius half bullnose: 30 mm (1 3/16").
- Maximum depth of shaping full bullnose: 22 mm (7/8"); wheel radius: 11 mm (7/16").
- Optional: external tank + pump kit.
- Three levels of finishing: rough, finished, polished.
- Gear ratio of motor to wheel 1 ÷ 1.6. Drive belt type poly V.
- Heavy duty water pumps provides superior wheel cooling.
- Supplied with: universal table, key kit with wrench, dressing stone, user and maintenance manual.

MODEL SPECIFICATIONS

| Part No. | Barcode | Box | Lightning Bolt | Motor | M | Motor | Motor | Motor | Motor | Motor |
|--------------------|---------------|-----|----------------|----------------|--------------|-----------------|-------|-------|-------|-------|
| 428AVOL 230 | 8024648079350 | 1 | 230 V 50 Hz | ● 2P+E / 16A | Single-phase | 1,5 HP / 1,1 kW | 2800 | - | - | 4480 |
| 428AVOL 400 | 8024648096593 | 1 | 400 V 50 Hz | ● 3P+E+N / 16A | Three-phase | 2 HP / 1,5 kW | 2800 | - | - | 4480 |
| 428AVOL 600 | 8024648079367 | 1 | 230 V 60 Hz | ● 2P+E / 16A | Single-phase | 1,5 HP / 1,1 kW | 3660 | - | - | 5370 |
| 428AVOL USA | 8024648079343 | 1 | 110 V 60 Hz | ● 2P+E / 16A | Single-phase | 1,5 HP / 1,1 kW | 3660 | - | - | 5370 |
| 428AVOL GB | 8024648079329 | 1 | 110 V 50 Hz | ● 2P+E / 16A | Single-phase | 1,5 HP / 1,1 kW | 2800 | - | - | 4480 |

CUTTING SPECIFICATIONS AND MACHINE DIMENSIONS/WEIGHT

| Model | Profile | Wheel | Wheel | Wheel | Wheel | Wheel | Wheel | Wheel | Wheel | Wheel | |
|---|-------------|---------------|---------------|------------|-------|----------------|---------------|-------------------------------|------------------|--------------------------------|------------------|
| BI-BULLDOG ADV WITH WHEEL KIT FEED | | 30 mm 1 3/16" | 30 mm 1 3/16" | - | - | 120 cm 47 1/4" | 60 cm 23 5/8" | 222x85xh 105 cm 87"x33"xh 41" | 152 Kg 335.1 lbs | 250x100xh 135 cm 98"x40"xh 53" | 197 Kg 434.3 lbs |
| | | 20 mm 3/4" | 20 mm 3/4" | - | - | | | | | | |
| | | 15 mm 5/8" | 15 mm 5/8" | - | - | | | | | | |
| | | 12 mm 15/32" | 12 mm 15/32" | - | - | | | | | | |
| | | 10 mm 3/8" | 10 mm 3/8" | - | - | | | | | | |
| | | 8 mm 5/16" | 8 mm 5/16" | - | - | | | | | | |
| | | V45° | - | 15 mm 5/8" | - | | | | | | |
| | | 90° | 30 mm 1 3/16" | - | - | | | | | | |
| | 11 mm 7/16" | 22 mm 7/8" | - | - | | | | | | | |



BI-BULLDOG ADVANCED



MACHINES FOR SPECIAL JOBS

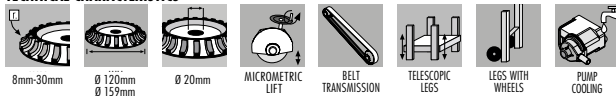
AVAILABLE BLADES



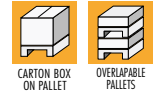
ACCESSORIES



TECHNICAL CHARACTERISTICS



PACKAGE



- For bullnosing and beveling. Create 1/2 Bullnose, full bullnose, 45° bevel (Jolly) on: marble, granite, porcelain, single and double fired.
- Double motor assembly for operating with two diamond wheels of different type simultaneously and cut times.
- Maximum length of shaping: 120 cm (47 1/4").
- Minimum tile width: 4 cm (1 1/2"). Maximum tile width: 60 cm (23 5/8").
- Maximum depth of shaping/radius half bullnose: 30 mm (1 3/16").
- Maximum depth of shaping full bullnose: 22 mm (7/8"); wheel radius: 11 mm (7/16").
- Optional: external tank + pump kit.
- Optional: device for automatic feed.
- Optional: wheel kit feed.
- Three levels of finishing: rough, finished, polished.
- Gear ratio of motor to wheel 1 ÷ 1.6. Drive belt type poly V.
- Heavy duty water pumps provides superior wheel cooling.
- Supplied with: universal table, key kit with wrench, dressing stone, user and maintenance manual.

MODEL SPECIFICATIONS

| Part No. | Barcode | Box | Lightning Bolt | Motor | M | Motor | Motor | Wheel | Wheel | |
|-----------------|---------------|-----|----------------|--------------|--------------|-----------------|-------|-------|-------|------|
| 428 | 8024648005878 | 1 | 230 V 50 Hz | 2P+E / 16A | Single-phase | 1,5 HP / 1,1 kW | 2800 | — | — | 4480 |
| 428 400V | 8024648006783 | 1 | 400 V 50 Hz | 3P+E+N / 16A | Three-phase | 2 HP / 1,5 kW | 2800 | — | — | 4480 |
| 428 60 | 8024648062093 | 1 | 230 V 60 Hz | 2P+E / 16A | Single-phase | 1,5 HP / 1,1 kW | 3360 | — | — | 5370 |
| 428 USA | 8024648062086 | 1 | 110 V 60 Hz | 2P+E / 16A | Single-phase | 1,5 HP / 1,1 kW | 3360 | — | — | 5370 |
| 428 GB | 8024648062079 | 1 | 110 V 50 Hz | 2P+E / 16A | Single-phase | 1,5 HP / 1,1 kW | 2800 | — | — | 4480 |

| Model | Profile | Wheel | Depth | Radius | Length | Width | Height | Weight | Dimensions | Weight | | | | |
|----------------|---------|-------|---------|---------|---------|-------|--------|-------------------|------------------|---|---------------------|--|---------------------|---|
| BI-BULLDOG ADV | | 30 mm | 1 3/16" | 30 mm | 1 3/16" | — | — | 120 cm 47 1/4" | 60 cm 23 5/8" | 113x80xh 70 cm 44 1/2"x31 1/2"xh 27 1/2" | 136 Kg 299.8 lbs | 120x80xh 100 cm 47 1/4"x31 1/2"xh 40" | 155 Kg 341.7 lbs | |
| | | 20 mm | 3/4" | 20 mm | 3/4" | — | — | | | | | | | |
| | | 15 mm | 5/8" | 15 mm | 5/8" | — | — | | | | | | | |
| | | 12 mm | 15/32" | 12 mm | 15/32" | — | — | | | | | | | |
| | | 10 mm | 3/8" | 10 mm | 3/8" | — | — | | | | | | | |
| | | 8 mm | 5/16" | 8 mm | 5/16" | — | — | | | | | | | |
| | | V45° | — | — | 15 mm | 5/8" | — | | | | | | | — |
| | | 90° | 30 mm | 1 3/16" | — | — | — | | | | | | | — |
| | 11 mm | 7/16" | 22 mm | 7/8" | — | — | | | | | | | | |





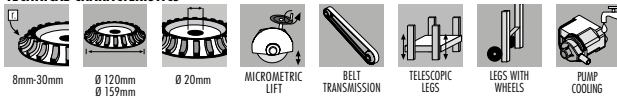
MACHINES FOR SPECIAL JOBS



AVAILABLE BLADES



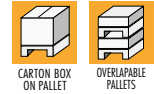
TECHNICAL CHARACTERISTICS



ACCESSORIES



PACKAGE



- For bullnosing and bevelling. Create 1/2 Bullnose, full bullnose, 45° bevel (Jolly) on: marble, granite, porcelain, single and double fired.
- Maximum length of shaping: 80 cm (31 1/2"). Extend length of shaping up to 120 cm (47 1/4") thanks to the side extensions and table for large materials (accessories).
- Minimum tile width: 4 cm (1 1/2"). Maximum tile width: 60 cm (23 5/8").
- Maximum depth of shaping/radius half bullnose: 30 mm (1 3/16").
- Maximum depth of shaping full bullnose: 22 mm (7/8"); wheel radius: 11 mm (7/16").

- Optional: external tank + pump kit.
- Optional: wheel kit feed.
- Three levels of finishing: rough, finished, polished.
- Gear ratio of motor to wheel 1 ÷ 1.6. Drive belt type poly V.
- Heavy duty water pumps provides superior wheel cooling.
- Supplied with: milling bullnose wheel radius 10 mm (3/8"), universal table, key kit with wrench, dressing stone, user and maintenance manual.

MODEL SPECIFICATIONS

| Part No. | | | | | | | | |
|-------------------|---------------|---|-------------|--------------|-----------------|------|----------|---------|
| 427ADV | 8024648058928 | 1 | 230 V 50 Hz | Single-phase | 1,5 HP / 1,1 kW | 2800 | r. 10 mm | r. 3/8" |
| 427ADV 60 | 8024648060488 | 1 | 230 V 60 Hz | Single-phase | 1,5 HP / 1,1 kW | 3660 | r. 10 mm | r. 3/8" |
| 427ADV USA | 8024648060471 | 1 | 110 V 60 Hz | Single-phase | 1,5 HP / 1,1 kW | 3660 | r. 10 mm | r. 3/8" |
| 427ADV GB | 8024648060464 | 1 | 110 V 50 Hz | Single-phase | 1,5 HP / 1,1 kW | 2800 | r. 10 mm | r. 3/8" |

CUTTING SPECIFICATIONS AND MACHINE DIMENSIONS/WEIGHT

| Model | Profile | | | | | | | | | |
|--------------------|-------------|---------------|---------------|---|------------|------------------|--|--------------------|--|--------------------|
| BULLDOG ADV | | 30 mm 1 3/16" | 30 mm 1 3/16" | — | — | 80 cm 31 1/2" | 90x80xh 70 cm 35 1/2"x31 1/2"xh 27 1/2" | 75 Kg 165.3 lbs | 120x80xh 100 cm 47 1/4"x31 1/2"xh 40" | 94 Kg 207.2 lbs |
| | | 20 mm 3/4" | 20 mm 3/4" | — | — | | | | | |
| | | 15 mm 5/8" | 15 mm 5/8" | — | — | | | | | |
| | | 12 mm 15/32" | 12 mm 15/32" | — | — | | | | | |
| | | 10 mm 3/8" | 10 mm 3/8" | — | — | | | | | |
| | | 8 mm 5/16" | 8 mm 5/16" | — | — | | | | | |
| | | V45° | — | — | 15 mm 5/8" | | | | | |
| | | 90° | 30 mm 1 3/16" | — | — | | | | | |
| | 11 mm 7/16" | 22 mm 7/8" | — | — | | | | | | |




BULL-FRESATRICE INDIPENDENTE

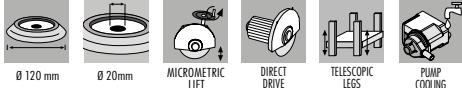


MACHINES FOR SPECIAL JOBS

AVAILABLE BLADES



TECHNICAL CHARACTERISTICS



PACKAGE



- Standalone Back-finisher Bulldog; side extensions and trolley are included.
- Most of the porcelain tiles have a textured relief in the back. When there's the need to install a tile with exposed edge (being the edge just straight or half-bullnosed) the texture would remain exposed requiring heavy use of grout to try to hide it. Bull-Back-Finisher solves this problem since it is designed to remove the tile back-texture in the area close to the edge of the tile.
- The removal of the back-texture can be parallel (see image A) or 45° (see image B) according to the diamond wheel in use.
- When working with 45° diamond wheel (see image A) the machine removes a thin layer of


- “back-tile-texture”. The result is a clean area (free from back-texture) close to the edge of the tile. In this way just a layer of material is removed resulting in a very thin joint once the tile is installed.
- When working with 90° diamond wheel (see image B) the machine produces a small 45° bevel on the back of the tile-edge. This allows to remove the tile back-texture creating a joint (bigger or smaller according with the depth of the bevel) once the tile is installed.
- Heavy duty water pumps provides superior wheel cooling.
- Supplied with: side extensions and trolley, user and maintenance manual, keys kit.

MODEL SPECIFICATIONS

| Part No. | Barcode | Box | Lightning Bolt | M | Motor | Motor | Wheel | Wheel |
|---------------------|---------------|-----|----------------|--------------|-----------------|-------|-------|-------|
| 427 BARIRIEU | 8024648094407 | 1 | 230V 50 Hz | Single-phase | 1,5 HP / 1,1 kW | 2800 | — | 2800 |
| 427 BARIRIBR | 8024648094636 | 1 | 230V 60 Hz | Single-phase | 1,5 HP / 1,1 kW | 3360 | — | 3360 |
| 427 BARIRIUS | 8024648094421 | 1 | 110V 60 Hz | Single-phase | 1,5 HP / 1,1 kW | 3360 | — | 3360 |
| 427 BARIRIGB | 8024648094414 | 1 | 110V 50 Hz | Single-phase | 1,5 HP / 1,1 kW | 2800 | — | 2800 |

CUTTING SPECIFICATIONS AND MACHINE DIMENSIONS/WEIGHT

| Model | Profile | Max length of cut | Max tile width | Machine Dimensions | Weight | Machine Dimensions | Weight |
|----------------------------------|---------|-------------------|------------------|--|--------------------|--|----------------------|
| STAND ALONE BACK-FINISHER | | 120 cm 47 1/4" | 60 cm 23 5/8" | 165x75x h 100 cm 65"x29 1/2"x h 39 3/8" | 73 Kg 160.9 lbs | 90x72x h 90 cm 35 1/2"x28 1/8"x h 35 1/2" | 88,5 Kg 195.1 lbs |



BACK-FINISHER BULLDOG FOR CONNECTION IN LINE WITH BI-BULLDOG ADV OR BULLDOG ADV



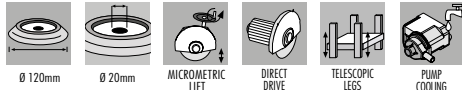
MACHINES FOR SPECIAL JOBS

AVAILABLE BLADES

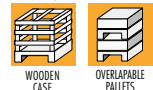


45° FINISHING MILL
90° EDGE FINISHING WHEEL

TECHNICAL CHARACTERISTICS



PACKAGE



- Back-finisher Bulldog for connection in line with a Bi-Bulldog or a Bulldog machine.
- Extensions and trolley are not included.
- Most of the porcelain tiles have a textured relief in the back. When there's the need to install a tile with exposed edge (being the edge just straight or half-bullnosed) the texture would remain exposed requiring heavy use of grout to try to hide it. Bull-Back-Finisher solves this problem since it is designed to remove the tile back-texture in the area close to the edge of the tile.
- The removal of the back-texture can be parallel (see image A) or 45° (see image B) according to the diamond wheel in use.
- When working with 45° diamond wheel (see image A) the machine removes a thin layer of "back-tile-texture". The result is a clean area (free from back-texture) close to the edge of the tile. In this way just a layer of material is removed resulting in a very thin joint once the tile is installed.
- When working with 90° diamond wheel (see image B) the machine produces a small 45° bevel on the back of the tile-edge. This allows to remove the tile back-texture creating a joint (bigger or smaller according with the depth of the bevel) once the tile is installed.
- Heavy duty water pumps provides superior wheel cooling.
- Supplied with: user and maintenance manual, keys kit.

MODEL SPECIFICATIONS

| Part No. | Barcode | Box | Lightning Bolt | M | Motor | Motor | Wheel | Wheel |
|---------------------|---------------|-----|----------------|--------------|-----------------|-------|-------|-------|
| 427 BARIOHEU | 8024648094179 | 1 | 230V 50 Hz | Single-phase | 1,5 HP / 1,1 kW | 2800 | - | 2800 |
| 427 BARIOHBR | 8024648094629 | 1 | 230V 60 Hz | Single-phase | 1,5 HP / 1,1 kW | 3360 | - | 3360 |
| 427 BARIOHUS | 8024648094391 | 1 | 110V 60 Hz | Single-phase | 1,5 HP / 1,1 kW | 3360 | - | 3360 |
| 427 BARIOHGB | 8024648094186 | 1 | 110V 50 Hz | Single-phase | 1,5 HP / 1,1 kW | 2800 | - | 2800 |

CUTTING SPECIFICATIONS AND MACHINE DIMENSIONS / WEIGHT

| Model | Profile | Max length of cut | Max tile width | Machine Dimensions | Weight | Case Dimensions | Weight |
|---|---------|-------------------|------------------|--|-----------------|--|----------------------|
| BACK-FINISHER FOR CONNECTION IN LINE | | 120 cm 47 1/4" | 60 cm 23 5/8" | 63x75x h 90 cm 25"x29 1/2"x h 35 1/2" | 41 Kg 90 lbs | 90x72x h 90 cm 35 1/2"x28 1/8"x h 35 1/2" | 56,5 Kg 124.6 lbs |

CONNECTION SCHEME ACCORDING TO THE BULLDOG/BI-BULLDOG VERSION AND THE RESULT YOU WANT TO ACHIEVE *


- Back-Finisher-Bulldog for connection in line needs to be used necessarily connected with Bulldog or BiBulldog.
- Back-Finisher Bulldog cannot be connected to automatic versions of the Bulldog and Bi-Bulldog.
- On the contrary it fits both manual and wheel-feed-kit versions.
- Since once connected with a Bi-Bulldog the machines combo is quite long, it is strongly recommended to equip the system with the wheel-feed-kit. Please be sure to have the machine equipped with "120 cm universal table" (part no. 039CA00ABB) otherwise the wheel-feed-kit does not work. If not equipped with the "universal table", this can be add as accessory.
- When connecting to a single head manual Bulldog and want the wheel-feed-kit system it is necessary to equip the machines with the "universal table" and the side extensions (unless those parts have been already bought in the past as accessories). Otherwise the wheel-feed-kit does not work.
- When connected to a wheel-feed-kit machines (being it single or double head), it is not necessary to buy a new wheel feed-kit but it is enough to replace the belt with a longer one (art. 286DT14D and 286DT15D).
- Given the huge number of variables involved, you should always consult Raimondi experts to check and choose the proper parts to connect in line your machine with the Back-Finisher-Bulldog.

| What machine do I have | What do I add | | | | | | What do I obtain |
|---------------------------|---|-----------|----------|----------------|-------------------|-----------------|--|
| | Back-Finisher for connection | Guides | Belts | Wheel-Feed-Kit | Universal Trolley | Side extensions | |
| Automatic Bi-Bulldog | It is not possible to connect the back-finisher to automatic versions | | | | | | |
| Bi-Bulldog wheel-feed-kit | 427 BARIOHEU | 114TOK05A | 286DT14D | standard | standard | standard | Back-Finisher-Bulldog and Bi-Bulldog in line with wheel-feed-kit |
| Bi-Bulldog manual | 427 BARIOHBR 427 BARIOHUS | 114TOK05A | - | 419AVBU BBRIH | standard | standard | Back-Finisher-Bulldog and Bi-Bulldog in line with wheel-feed-kit |
| Bi-Bulldog manual | 427 BARIOHGB | 114TOK05A | - | standard | standard | standard | Back-Finisher-Bulldog and Bi-Bulldog in line with manual feed |
| Automatic Bulldog | It is not possible to connect the back-finisher to automatic versions | | | | | | |
| Bulldog wheel-feed-kit | 427 BARIOHEU | 114TOK06A | 286DT15D | standard | standard | standard | Back-Finisher-Bulldog and Bi-Bulldog in line with wheel-feed-kit |
| Bulldog manual | 427 BARIOHBR 427 BARIOHUS | 114TOK06A | - | 419AVBU BURIH | 039CA00ABB | 438PRO3A | Back-Finisher-Bulldog and Bi-Bulldog in line with wheel-feed-kit |
| Bulldog manual | 427 BARIOHGB | 114TOK06A | - | standard | standard | standard | Back-Finisher-Bulldog and Bi-Bulldog in line with manual feed |

*Given the huge number of variables involved, you should always consult Raimondi experts to verify the correct configuration.

ACCESSORIES/SPARE PARTS FOR BULLDOG, BI-BULLDOG AND BACK-FINISHER BULL-DOG


MADE IN ITALY




114TOK05A
114TOK06A



419AVBU



039CA00ABB



428PR03A

MACHINES FOR SPECIAL JOBS

ACCESSORIES FOR BACK-FINISHER BULLDOG FOR CONNECTION IN LINE

| Part No. | | | Description | | | |
|---------------------|---------------|---|--|----------------|------------|-------------------|
| 114TOK05A | 8024648061577 | 1 | Pair of guides (1.653 mm) to connect back-finisher with Bi-Bulldog | 170x10xh 10 cm | 67"x4"xh4" | 5,8 Kg 12.8 lbs |
| 114TOK06A | 8024648093219 | 1 | Pair of guides (1.415 mm) to connect back-finisher with Bulldog | | | 5,2 Kg 11.5 lbs |
| 286DT14D | 8024648094551 | 1 | Belt for updating wheel-feed-kit (back-finisher + Bi-Bulldog) | - | - | - - |
| 286DT15D | 8024648094568 | 1 | Belt for updating wheel-feed-kit (back-finisher + Bulldog) | - | - | - - |
| 419AVBU BBRH | 8024648094452 | 1 | Wheel-feed-kit for Back-finisher + Bi-Bulldog | - | - | - - |
| 419AVBU BURH | 8024648094476 | 1 | Wheel-feed-kit for Back-finisher + Bulldog | - | - | - - |

TABLES FOR BULLDOG ADV, BI-BULLDOG ADV AND BACK-FINISHER BULLDOG FOR CONNECTION IN LINE

| Part No. | | | Description | | | |
|-------------------|---------------|---|--|---------------|-------------------------|-------------------|
| 039CA00AB | 8024648082756 | 1 | "Universal table" for tiles max length 80 cm (31 1/2"), width 40/60 cm (15 3/4" - 23 5/8") and height ≥ 4 cm (1 1/2") | 90x25xh 9 cm | 35 1/2"x9 7/8"xh 3 1/2" | 7,5 Kg 16.5 lbs |
| 039CA00ABB | 8024648082763 | 1 | "Universal table" for tiles max length 120 cm (47 1/4"), width 40/60 cm (15 3/4" - 23 5/8") and height ≥ 4 cm (1 1/2") | 137x25xh 9 cm | 54"x9 7/8"xh 3 1/2" | 9,5 Kg 21 lbs |

SIDE EXTENSIONS FOR BULLDOG ADV, BI-BULLDOG ADV AND BACK-FINISHER BULLDOG

| Part No. | | | Description | | | |
|-----------------|---------------|---|--|---------------|----------------------|------------------|
| 428PR03A | 8024648062161 | 1 | Side extensions (pair) for Bulldog Adv, Bi-Bulldog Adv and Back-finisher Bulldog | 80x33xh 21 cm | 31 1/2"x13"xh 8 1/4" | 13 Kg 28.6 lbs |


ACCESSORIES/MACHINES COMBINATIONS

| Part No. | Description | BULLDOG ADV | BI-BULLDOG ADV | BI-BULLDOG ADV W/ WHEEL FEED KIT | BI-BULLDOG ADV AUTO | STAND ALONE BACK-FINISHER | BACK-FINISHER FOR CONNECTION IN LINE |
|---------------------|--|-------------|----------------|----------------------------------|---------------------|---------------------------|--------------------------------------|
| 114TOK05A | Pair of guides (1.415 mm) to connect back-finisher with Bulldog | - | • | • | - | - | • |
| 114TOK06A | Pair of guides (1.415 mm) to connect back-finisher with Bulldog | • | - | - | - | - | • |
| 286DT14D | Belt for updating wheel-feed-kit (back-finisher + Bi-Bulldog) | - | - | • | - | - | • |
| 286DT15D | Belt for updating wheel-feed-kit (back-finisher + Bulldog) | - | - | - | - | - | • |
| 419AVBU BBRH | Wheel-feed-kit for back-finisher + Bi-Bulldog | - | • | - | - | - | • |
| 419AVBU BURH | Wheel-feed-kit for back-finisher + Bulldog | • | - | - | - | - | • |
| 039CA00AB | "Universal table" for tiles max length 80 cm (31 1/2") | standard | - | - | - | - | • |
| 039CA00ABB | "Universal table" for tiles max length 120 cm (47 1/4") | •* | standard | standard | standard | standard | • |
| 428PR03A | Side extensions (pair) for Bulldog Adv, Bi-Bulldog Adv and Back-finisher Bulldog | • | standard | standard | standard | standard | • |

*The "universal" table length 120 cm can be mounted on Bull-Dog Adv only in combination with the side extensions (cod.428PR03A).



429KITV



429KIT 428
429KIT 428US

REMOVABLE TANK KIT AND PUMP FOR BULLDOG ADV E BI-BULLDOG ADV

| Part No. | | | Description | | |
|----------------------|---------------|---|---|---|---|
| 429KITVA230 | 8024648071835 | 1 | Removable tank kit and pump for Bulldog Adv 230V 50 Hz | - | - |
| 429KITVA220H6 | 8024648075093 | 1 | Removable tank kit and pump for Bulldog Adv 230V 60 Hz | - | - |
| 429KITVA110 | 8024648071828 | 1 | Removable tank kit and pump for Bulldog Adv 110V 50 Hz | - | - |
| 429KITVA110/6 | 8024648081278 | 1 | Removable tank kit and pump for Bulldog Adv 110V 60 Hz | - | - |
| 429KITV 230 | 8024648072108 | 1 | Removable tank kit and pump for Bi-Bulldog Adv 230V 50 Hz | - | - |
| 429KITV 230BB | 8024648071811 | 1 | Removable tank kit and pump for Bi-Bulldog Adv 230V 60 Hz | - | - |
| 429KITV 110BB | 8024648071804 | 1 | Removable tank kit and pump for Bi-Bulldog Adv 110V 50 Hz | - | - |
| 429KITV 110B6 | 8024648081261 | 1 | Removable tank kit and pump for Bi-Bulldog Adv 110V 60 Hz | - | - |

AUTOMATION KIT FOR BULLDOG ADV AND BI-BULLDOG ADV

| Part No. | | | Description | | |
|---------------------|---------------|---|---|---------------------------------|-----------------|
| 429KIT 428 | 8024648071200 | 1 | Automation kit for Bi-Bulldog ADV 230V 50/60 Hz | 240x65xh 70 cm 94"x25"xh 27" | 86 Kg 190 lbs |
| 429KIT 428US | 8024648071798 | 1 | Automation kit for Bi-Bulldog ADV 110V 50/60 Hz | | 90 Kg 198 lbs |

MANUAL FEED KIT WITH WHEEL FOR BULLDOG ADV AND BI-BULLDOG ADV

| Part No. | | | Description | | |
|---------------------|---------------|---|---|---|---|
| 419AVBU BULL | 8024648073785 | 1 | Manual feed kit with wheel for Bulldog Adv | - | - |
| 419AVBU BIBU | 8024648073778 | 1 | Manual feed kit with wheel for Bi-Bulldog Adv | - | - |

ACCESSORIES/MACHINES COMBINATIONS

| Part No. | Description | BULLDOG ADV | BI-BULLDOG ADV | BI-BULLDOG ADV W/ WHEEL FEED KIT | BI-BULLDOG ADV AUTO |
|----------------------|---|-------------|----------------|----------------------------------|---------------------|
| 429KITVA230 | Removable tank kit and pump for Bulldog Adv 230V 50 Hz | • | - | - | - |
| 429KITVA220H6 | Removable tank kit and pump for Bulldog Adv 230V 60 Hz | • | - | - | - |
| 429KITVA110 | Removable tank kit and pump for Bulldog Adv 110V 50 Hz | • | - | - | - |
| 429KITVA110/6 | Removable tank kit and pump for Bulldog Adv 110V 60 Hz | • | - | - | - |
| 429KITV 230 | Removable tank kit and pump for Bulldog Adv 110V 50 Hz | - | • | • | standard |
| 429KITV 230BB | Removable tank kit and pump for Bi-Bulldog Adv 230V 60 Hz | - | • | • | standard |
| 429KITV 110BB | Removable tank kit and pump for Bi-Bulldog Adv 110V 50 Hz | - | • | • | standard |
| 429KITV 110B6 | Removable tank kit and pump for Bi-Bulldog Adv 110V 60 Hz | - | • | • | standard |
| 429KIT 428 | Automation kit for Bi-Bulldog ADV 230V 50/60 Hz | - | • | • | standard |
| 429KIT 428US | Automation kit for Bi-Bulldog ADV 110V 50/60 Hz | - | • | • | standard |
| 419AVBU BULL | Manual feed kit with wheel for Bulldog Adv | • | - | - | - |
| 419AVBU BIBU | Manual feed kit with wheel for Bi-Bulldog Adv | - | • | standard | - |

MACHINES FOR SPECIAL JOBS

DIAMOND WHEELS AND DIAMOND BELTS



| Part No. | Barcode | Box | Profile | Profile | BULLDOG | BULLDOG | BULL FINISHING | Profile | Profile | Box | Weight | Weight |
|---|---------------|-----|---|--------------------------------------|---------|---------|----------------|---------------|---------|--------------------------------------|--------|---------|
| FULL BULLNOSE SEGMENTED DIAMOND WHEEL FOR SHAPING FOR BULLDOG AND BI-BULLDOG | | | | | | | | | | | | |
| 179BUTOH22GG | 8024648093974 | 1 | | 11 mm 7/16" | • | – | – | 125 mm 5" | GG* | 13x13xh 4 cm 5 3/8"x5 3/8" xh 1 5/8" | 2 Kg | 4.4 lbs |
| FULL BULLNOSE SEGMENTED DIAMOND WHEEL FOR FINISHING FOR BULLDOG AND BI-BULLDOG | | | | | | | | | | | | |
| 179BUTOH22GF | 8024648093967 | 1 | | 11 mm 7/16" | • | – | – | 125 mm 5" | GF* | 13x13xh 4 cm 5 3/8"x5 3/8" xh 1 5/8" | 2 Kg | 4.4 lbs |
| 1/2 BULLNOSE MILLING DIAMOND WHEELS CONTINUOUS RIM FOR BULLDOG AND BI-BULLDOG | | | | | | | | | | | | |
| 179BULL15FC | 8050532011618 | 1 | | 15 mm 5/8" | • | – | – | 125 mm 5" | GSG* | 13x13xh 4 cm 5 3/8"x5 3/8" xh 1 5/8" | 2 Kg | 4.4 lbs |
| 179BULL12FC | 8050532011595 | 1 | | 12 mm 15/32" | • | – | 125 mm 5" | GSG* | | | | |
| 179BULL10FC | 8050532011571 | 1 | | 10 mm 3/8" | • | – | 120 mm 4 3/4" | GSG* | | | | |
| 179BULL08FC | 8050532011557 | 1 | | 8 mm 5/16" | • | – | 115 mm 4 1/2" | GSG* | | | | |
| 1/2 BULLNOSE SEGMENTED DIAMOND WHEELS FOR SHAPING FOR BULLDOG AND BI-BULLDOG | | | | | | | | | | | | |
| 179BULL30 | 8024648061690 | 1 | | 30 mm 1 3/16" | • | – | – | 160 mm 6 1/4" | GG* | 17x17xh 5 cm 6 5/8"x6 5/8" xh 2" | 2 Kg | 4.4 lbs |
| 179BULL20 | 8024648060563 | 1 | | 20 mm 3/4" | • | – | – | 150 mm 5 7/8" | GG* | | 1,4 Kg | 3.1 lbs |
| 179BULL15-125 | 8024648067227 | 1 | | 15 mm 5/8" | • | – | – | 130 mm 5 1/8" | GG* | 13x13xh 4 cm 5 3/8"x5 3/8" xh 1 5/8" | 900 gr | 31.8 oz |
| 179BULL12 | 8024648087959 | 1 | | 12 mm 15/32" | • | – | – | 125 mm 5" | GG* | | | |
| 179BULL10 | 8024648011398 | 1 | | 10 mm 3/8" | • | – | – | 120 mm 4 3/4" | GG* | | | |
| 1/2 BULLNOSE CONTINUOUS RIM DIAMOND WHEELS FOR FINISHING FOR BULLDOG AND BI-BULLDOG | | | | | | | | | | | | |
| 179BU30RF | 8024648061874 | 1 | | 30 mm 1 3/16" | • | – | – | 160 mm 6 1/4" | GF* | 17x17xh 5 cm 6 5/8"x6 5/8" xh 2" | 2 Kg | 4.4 lbs |
| 179BU20RF | 8024648061751 | 1 | | 20 mm 3/4" | • | – | – | 150 mm 5 7/8" | GF* | | 1,4 Kg | 3.1 lbs |
| 179BULL15RF | 8050532011625 | 1 | | 15 mm 5/8" | • | – | – | 130 mm 5 1/8" | GF* | 13x13xh 4 cm 5 3/8"x5 3/8" xh 1 5/8" | 900 gr | 31.8 oz |
| 179BULL12RF | 8050532011601 | 1 | | 12 mm 15/32" | • | – | – | 125 mm 5" | GF* | | | |
| 179BULL10RF | 8050532011588 | 1 | | 10 mm 3/8" | • | – | – | 120 mm 4 3/4" | GF* | | | |
| 179BULL08RF | 8050532011564 | 1 | | 8 mm 5/16" | • | – | – | 115 mm 4 1/2" | GF* | | | |
| 179BU30LA | 8024648061829 | 1 | | 30 mm 1 3/16" | • | – | – | 160 mm 6 1/4" | 400 | | | |
| 179BU30LB | 8024648061836 | 1 | | 30 mm 1 3/16" | • | – | – | 160 mm 6 1/4" | 800 | | | |
| 179BU15LA | 8024648013897 | 1 | | 15 mm 5/8" | • | – | – | 125 mm 4 7/8" | 400 | | | |
| 179BU15LB | 8024648013927 | 1 | | 15 mm 5/8" | • | – | – | 125 mm 4 7/8" | 800 | | | |
| 179BU15LC | 8024648054364 | 1 | | 15 mm 5/8" | • | – | – | 125 mm 4 7/8" | 1500 | | | |
| 179BU15LD | 8024648054371 | 1 | | 15 mm 5/8" | • | – | – | 125 mm 4 7/8" | 1800 | | | |
| 179BU15LE | 8024648054388 | 1 | | 15 mm 5/8" | • | – | – | 125 mm 4 7/8" | 3500 | | | |
| 179BU10LA | 8024648013903 | 1 | | 10 mm 3/8" | • | – | – | 120 mm 4 3/4" | 400 | | | |
| 179BU10LB | 8024648013934 | 1 | | 10 mm 3/8" | • | – | – | 120 mm 4 3/4" | 800 | | | |
| SEGMENTED DIAMOND WHEEL 45° PROFILE FOR JOLLY AND BEVEL FOR BULLDOG AND BI-BULLDOG | | | | | | | | | | | | |
| 179BULL45FC | 8050532011663 | 1 | | 15 mm 5/8" | • | – | – | 120 mm 4 3/4" | GSG* | 13x13xh 4 cm 5 3/8"x5 3/8" xh 1 5/8" | 830 gr | 29.3 oz |
| CONTINUOUS RIM DIAMOND WHEEL 45° PROFILE JOLLY AND BEVEL FOR FINISHING FOR BULLDOG, BI-BULLDOG AND BACK-FINISHER BULLDOG | | | | | | | | | | | | |
| 179BULL45RF | 8050532012103 | 1 | | 15 mm 5/8" | • | • | – | 120 mm 4 3/4" | GF* | 13x13xh 4 cm 5 3/8"x5 3/8" xh 1 5/8" | 1.4 Kg | 3.1 lbs |
| FLAT (90°EDGE) SEGMENTED DIAMOND WHEEL (SHAPING) FOR BULLDOG, BI-BULLDOG AND BACK-FINISHER BULLDOG | | | | | | | | | | | | |
| 179BU16SC | 8024648016904 | 1 | | 16 mm 5/8" | • | • | – | 120 mm 4 3/4" | GG* | 13x13xh 4 cm 5 3/8"x5 3/8" xh 1 5/8" | 900 gr | 31.8 oz |
| 179BU30SC | 8024648061881 | 1 | | 32 mm 1 1/4" | • | – | – | 120 mm 4 3/4" | GG* | 13x13xh 4 cm 5 3/8"x5 3/8" xh 1 5/8" | 1,4 Kg | 3.1 lbs |
| FLAT (90°EDGE) DIAMOND BAND (FINISHING AND POLISHING) FOR BULLDOG AND BI-BULLDOG | | | | | | | | | | | | |
| 179BUN100 | 8024648016775 | 1 | | 38 mm 1 1/2" | • | – | – | 100 mm 4" | D100 | 13x13xh 4 cm 5 3/8"x5 3/8" xh 1 5/8" | 100 gr | 3.4 oz |
| 179BUN400 | 8024648016782 | 1 | | 38 mm 1 1/2" | | | | | D400 | | | |
| 179BUN800 | 8024648016799 | 1 | | 38 mm 1 1/2" | | | | | D800 | | | |
| RUBBER DRUM HOLDER FOR DIAMOND BAND FOR BULLDOG AND BI-BULLDOG | | | | | | | | | | | | |
| Part No. | Barcode | Box | Description | Box | Weight | Weight | | | | | | |
| 179BUPNA | 8024648016935 | 1 | Rubber drum holder Ø 100 mm h 38 mm - 1 1/2" | 13x13xh 4 cm 5 3/8"x5 3/8" xh 1 5/8" | 500 gr | 17 oz | | | | | | |
| DRESSING/SHARPENING STONES | | | | | | | | | | | | |
| 288 L | 8024648013965 | 6 | Dressing stone 30x200x10 mm (1 3/16"x7 7/8"x13/32") | 10x 20xh 2 cm 4"x8"xh 25/32" | 450 gr | 15.9 oz | | | | | | |

*1CG=very coarse grit *C=course grit *FC=fine grit

MACHINES FOR SPECIAL JOBS

DIAMOND BLADES

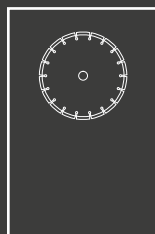


DIAMOND BLADES

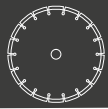
CONTINUOUS RIM AND TURBO DIAMOND BLADES (FOR CERAMIC) ... D2
 TURBO AND SEGMENTED DIAMOND BLADES (FOR BUILDING MATERIALS,
 MARBLE AND GRANITE) D3
 DIAMOND DISCS FOR CUT, BEVEL, GROOVES D4



A selection of quality diamond discs for the processing of many different materials. From segmented discs for cutting building materials, tufa, granite and cement, to those for cutting, bevel and cutting simultaneously and grooving (creation of anti-slip channels) specifically designed for porcelain tiles. As well as discs for cutting ceramic: from the most delicate continual crown, to the "turbo" discs, an effective compromise between performance and quality of the cut.



CONTINUOUS RIM AND TURBO DIAMOND BLADES (FOR CERAMIC AND PORCELAIN TILES)



DIAMOND BLADES




179CC350



179CC300



179CC200



179CC200E



179CC150



179CC115



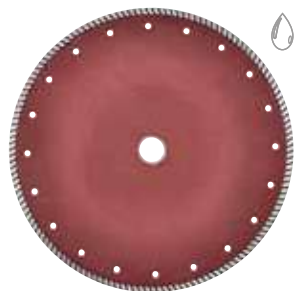
179CC150SE



179CCL115



179CCT350



179CCT300



179CCT250



179CCT125



179CCT115

CONTINUOUS RIM DIAMOND BLADES FOR CERAMIC (WET USE)

| Part No. | Barcode | Box | Diagram 1 | Diagram 2 | Rim height | | Weight 1 | Weight 2 |
|------------|---------------|-----|---------------|---------------------------|------------|--------|----------|----------|
| 179CC350 | 8024648004048 | 1 | 350 mm 14" | 30 / 25,4 mm 1 3/16" / 1" | 7 mm | 9/32" | 1,40 Kg | 3 lbs |
| 179CC300 | 8024648004055 | 1 | 300 mm 12" | 30 / 25,4 mm 1 3/16" / 1" | 10 mm | 13/32" | 1 Kg | 2.2 lbs |
| 179CC200 | 8024648004079 | 1 | 200 mm 8" | 25,4 mm 1" | 7 mm | 9/32" | 400 gr | 14.1 oz |
| 179CC200E | 8024648004086 | 1 | 200 mm 8" | 25,4 mm 1" | 10 mm | 13/32" | 400 gr | 14.1 oz |
| 179CC150 | 8024648004109 | 1 | 150 mm 6" | 25,4 mm 1" | 10 mm | 13/32" | 170 gr | 6.0 oz |
| 179CC150SE | 8024648007171 | 1 | 150 mm 6" | 22,2 mm 7/8" | 8 mm | 5/16" | 230 gr | 8.1 oz |
| 179CC115 | 8024648004192 | 1 | 115 mm 4 1/2" | 20 mm 5/8" | 6 mm | 1/4" | 110 gr | 3.8 oz |

TURBO DIAMOND BLADES FOR CERAMIC

| Part No. | Barcode | Box | Diagram 1 | Diagram 2 | Rim height | | Weight 1 | Weight 2 |
|-----------|---------------|-----|---------------|---------------------------|------------|--------|----------|----------|
| 179CCT350 | 8024648003980 | 1 | 350 mm 14" | 30 / 25,4 mm 1 3/16" / 1" | 7 mm | 9/32" | 1,55 Kg | 3.4 lbs |
| 179CCT300 | 8024648003997 | 1 | 300 mm 12" | 30 / 25,4 mm 1 3/16" / 1" | 7 mm | 9/32" | 900 gr | 31.7 oz |
| 179CCT250 | 8024648004000 | 1 | 250 mm 10" | 25,4 mm 1" | 7 mm | 9/32" | 700 gr | 24.7 oz |
| 179CCT125 | 8024648075703 | 1 | 125 mm 5" | 22,2 mm 7/8" | 7 mm | 9/32" | 110 gr | 3.9 oz |
| 179CCL115 | 8050532012110 | 1 | 115 mm 4 1/2" | 22,2 mm 7/8" | 10 mm | 13/32" | 90 gr | 3.2 oz |
| 179CCT115 | 8024648004024 | 1 | 115 mm 4 1/2" | 20 mm 5/8" | 6 mm | 1/4" | 110 gr | 3.8 oz |



SEGMENTED DIAMOND BLADES (FOR BUILDING MATERIALS, MARBLE AND GRANITE)



DIAMOND BLADES



179CCT350E



179CCT250E



179SET600



179SET500



179SET400TU



179SET360E



179SET350G



179SET300G

SEGMENTED TURBO DIAMOND BLADES FOR BUILDING MATERIALS

| Part No. | Barcode | Box | Diagram 1 | Diagram 2 | Rim height | | Weight 1 | Weight 2 | | | | |
|-------------------|---------------|-----|-----------|-----------|--------------|--------------|----------|----------|--------|---------|--------|---------|
| 179CCT350E | 8050532002333 | 1 | 350 mm | 14" | 30 / 25,4 mm | 1 3/16" / 1" | 7 mm | 9/32" | 1 Kg | 2.2 lbs | 1,2 Kg | 2.6 lbs |
| 179CCT250E | 8050532002319 | 1 | 250 mm | 10" | 25,4 mm | 1" | 7 mm | 9/32" | 1,6 Kg | 3.5 lbs | 1,8 Kg | 4 lbs |

SEGMENTED DIAMOND BLADES FOR BUILDING MATERIALS

| Part No. | Barcode | Box | Diagram 1 | Diagram 2 | Rim height | | Weight 1 | Weight 2 | | | | |
|-------------------|---------------|-----|-----------|-----------|--------------|--------------|----------|----------|--------|----------|--------|----------|
| 179SET600 | 8024648059536 | 1 | 630 mm | 24 7/8" | 30 mm | 1 3/16" | 10 mm | 13/32" | 8,5 Kg | 18.7 lbs | 9,3 Kg | 20.5 lbs |
| 179SET500 | 8024648017925 | 1 | 500 mm | 20" | 30 mm | 1 3/16" | 7 mm | 9/32" | 4,5 Kg | 9.8 lbs | 4,9 Kg | 10.8 lbs |
| 179SET360E | 8024648054166 | 1 | 360 mm | 14 3/16" | 30 / 25,4 mm | 1 3/16" / 1" | 7 mm | 9/32" | 1,7 Kg | 3.7 lbs | 2,5 Kg | 5.5 lbs |

SEGMENTED DIAMOND BLADES FOR GRANITE AND MARBLE

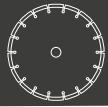
| Part No. | Barcode | Box | Diagram 1 | Diagram 2 | Rim height | | Weight 1 | Weight 2 | | | | |
|-------------------|---------------|-----|-----------|-----------|--------------|--------------|----------|----------|--------|---------|--------|---------|
| 179SET350G | 8024648005946 | 1 | 350 mm | 14" | 30 / 25,4 mm | 1 3/16" / 1" | 7 mm | 9/32" | 1,6 Kg | 3.5 lbs | 1,8 Kg | 4 lbs |
| 179SET300G | 8024648004147 | 1 | 300 mm | 12" | 30 / 25,4 mm | 1 3/16" / 1" | 7 mm | 9/32" | 1 Kg | 2.2 lbs | 1,2 Kg | 2.6 lbs |

SEGMENTED DIAMOND BLADES FOR TUFA

| Part No. | Barcode | Box | Diagram 1 | Diagram 2 | Rim height | | Weight 1 | Weight 2 | | | | |
|--------------------|---------------|-----|-----------|-----------|------------|----|----------|----------|--------|-------|--------|---------|
| 179SET400TU | 8024648065667 | 1 | 406 mm | 16" | 25,4 mm | 1" | 7 mm | 9/32" | 2,3 Kg | 5 lbs | 2,8 Kg | 6.2 lbs |



DIAMOND DISCS FOR CUT, BEVEL, GROOVES



DIAMOND BLADES



179SET300BS



179SET250SP



179SET200SP



179SET350B



179SET300B



179SET300BH20



179SET250BE



179CC250B



179SCAN4D300

SPECIAL SEGMENTED DIAMOND BLADES FOR PORCELAIN WITH MULTILAYER TECHNOLOGY ("SANDWICH")

| Part No. | Barcode | Box | Disc | Disc | Disc | Rim height | Weight | Weight | | |
|-------------|---------------|-----|--------|------|------------|--------------|--------|--------|----------------|----------------|
| 179SET300BS | 8024648076076 | 1 | 300 mm | 12" | 30/25,4 mm | 1 3/16" / 1" | 10 mm | 13/32" | 1 Kg 2.2 lbs | 1,2 Kg 2.6 lbs |
| 179SET250SP | 8024648080912 | 1 | 250 mm | 10" | 25,4 mm | 1" | 10 mm | 13/32" | 780 gr 27.5 oz | 1 Kg 2.2 lbs |
| 179SET200SP | 8024648076137 | 1 | 200 mm | 8" | 25,4 mm | 1" | 10 mm | 13/32" | 574 gr 20.2 oz | 1,2 Kg 2.6 lbs |

SEGMENTED DIAMOND BLADES FOR PORCELAIN AND CERAMIC TILES

| Part No. | Barcode | Box | Disc | Disc | Disc | Rim height | Weight | Weight | | |
|-------------|---------------|-----|--------|------|------------|--------------|--------|--------|----------------|----------------|
| 179SET350B | 8024648011022 | 1 | 350 mm | 14" | 30/25,4 mm | 1 3/16" / 1" | 10 mm | 13/32" | 1,3 Kg 2.9 lbs | 1,6 Kg 3.5 lbs |
| 179SET300B | 8024648004154 | 1 | 300 mm | 12" | 30/25,4 mm | 1 3/16" / 1" | 10 mm | 13/32" | 1 Kg 2.2 lbs | 1,2 Kg 2.6 lbs |
| 179SET250BE | 8024648054166 | 1 | 250 mm | 10" | 25,4 mm | 1" | 10 mm | 13/32" | 574 gr 20.2 oz | 1,2 Kg 2.6 lbs |

SEGMENTED DIAMOND BLADES FOR PORCELAIN (SPECIFIC FOR 20 mm THICKNESS MATERIAL)

| Part No. | Barcode | Box | Disc | Disc | Disc | Rim height | Weight | Weight | | |
|---------------|---------------|-----|--------|------|------------|--------------|--------|--------|----------------|----------------|
| 179SET300BH20 | 8050532010994 | 1 | 300 mm | 12" | 30/25,4 mm | 1 3/16" / 1" | 20 mm | 25/32" | 1,1 Kg 2.4 lbs | 1,3 Kg 2.8 lbs |

CONTINUOUS RIM DIAMOND BLADES 45° PROFILE FOR BEVEL

| Part No. | Barcode | Box | Profile | Disc | Disc | Disc | Rim height | Weight | Weight | | |
|-----------|---------------|-----|---------|--------|------|-------|------------|--------|--------|----------------|--------------|
| 179CC250B | 8024648004161 | 1 | 45° | 250 mm | 10" | 30 mm | 1 3/16" | 10 mm | 13/32" | 600 gr 21.2 oz | 650 gr 23 oz |

DIAMOND BLADES FOR CHANNEL CUT / ANTI-SLIP GROOVE

| Part No. | Barcode | Box | Profile | Disc thickness | Disc | Disc | Rim height | Weight | Weight | |
|--------------|---------------|-----|---------|----------------|-------|------------|---------------|---------------|--------------|----------------|
| 179SCAN4D300 | 8024648071415 | 1 | Channel | 4 mm | 5/32" | 300 mm 12" | 30 mm 1 3/16" | 30 mm 1 3/16" | 1 Kg 2.2 lbs | 1,2 Kg 2,6 lbs |



TOOLS FOR FAÇADES



TOOLS FOR FAÇADES

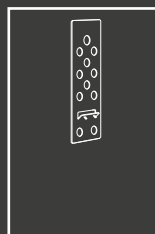
| | |
|--|----|
| RAI-FIX SYSTEM | E2 |
| RAI-FIX AND RAI-CUT | E3 |
| FORACOSTE | E4 |
| SLOT | E5 |
| ACCESSORIES FOR FORACOSTE AND SLOT | E6 |



Line of products for the application of the porcelain or natural stones tiles/slabs in the façades.

The RAI-FIX Safety withholding hook provides a simple and effective solution to prevent the fall of the tiles (applied with adhesive) in case of detachment from the wall.

Foracoste and Slot allow you to make the necessary work to install slabs and tiles with ventilated façade systems di-rectly on the building site.



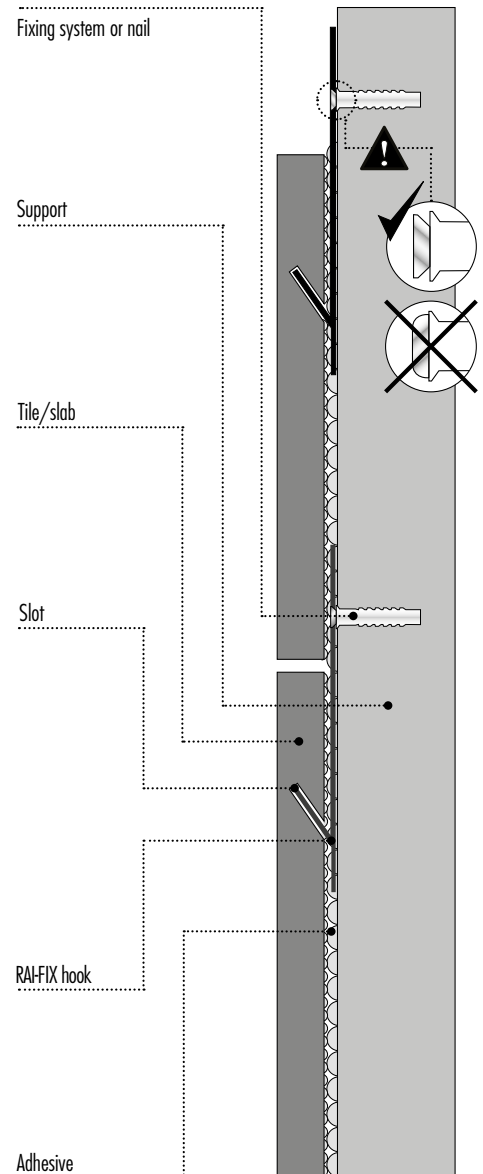


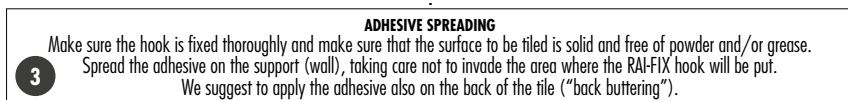

WHAT IS RAI-FIX SYSTEM

- The safety withholding hook RAI-FIX is a simple and effective device that prevents the tile/slab (set with adhesive) to fall down in the event of detachment from the wall.
- When installing tiles/slabs bigger that 30 cm - 12" (being them in ceramic, porcelain or natural stone) in façade with adhesive, it is required to use a mechanical safety system which prevents the tile / slab to fall down in the event of detachment of the adhesive.*
- Indeed adhesives guarantee perfect anchorage of the tile/slab only if perfectly applied. But this is not always the case. In addition to that, it is hard to predict the strains the tile/slab will have to bear because of building's settlement as well as expansion for temperature range, extreme weather conditions, earthquake and so on...
- Therefore, the safety withholding hook RAI-FIX is a crucial ally of the architect/designer (and of course of the buyer) to assure the maximum safety. In addition to that RAI-FIX expands the design possibilities since tiles and slabs of any size can be now used.
- Aesthetically speaking, RAI-FIX is the perfect solution since it is completely invisible once the façade is done. In fact RAI-FIX has to be placed between the tile / slab and the wall and therefore it is

- 100% hidden.
- The safety withholding hook RAI-FIX is made of stainless steel and can be used with tiles / slabs of minimum thickness 5 mm (3/16").
- Size of the RAI-FIX hook: 40x120 mm; number of holes: 11 (10 holes Ø 8 mm and 1 hole Ø 9 mm for inserting the screws).
- The RAI-FIX hooks are inserted in the incisions made on the back of the tiles/slabs through of a special toothed "wing" (in the models 8 and 6 mm): The "wing" is realized so that it can not be deployed under the weight of the slab. The teeth prevent the RAI-FIX hook from pulling out of the incision during the laying of the tile/slab in addition to guaranteeing a better mechanical anchorage to the slab even when installed
- The installation is very simple and is carried out directly on the jobsite in a few seconds.

* Regulations may vary from Country to Country. Therefore it is necessary to refer to the legislation in force in the area where the building / jobsite rises.

HOW TO USE IT




INDICATIVE CONSUMPTION

- The suggested consumption is purely indicative.
- In any case it is the designer's task to determine the number of hooks per tile/slabs according to

the regulations in force and the specific variables of the each jobsite, including consistency of the substrate and type of anchors used.

| | | | | | | | | PIECES PER TILE | |
|------------------|----------------|--|----------|---|----------|---|----------|-----------------|--|
| | | RAI-FIX 5 mm with MS polymer adhesive | | RAI-FIX 6 mm without MS polymer adhesive | | RAI-FIX 8 mm without MS polymer adhesive | | | |
| 0 < x ≤ 60 cm | 0" < x ≤ 24" | 33 Kg* | 72 lbs* | 45 Kg* | 99 lbs* | 37 Kg* | 81 lbs* | 1 | |
| 60 < x ≤ 200 cm | 24" < x ≤ 79" | 66 Kg* | 145 lbs* | 90 Kg* | 198 lbs* | 74 Kg* | 163 lbs* | 2 | |
| 200 < x ≤ 320 cm | 79" < x ≤ 126" | 99 Kg* | 218 lbs* | 135 Kg* | 297 lbs* | 111 Kg* | 244 lbs* | 3 | |

* Conservatively, in the tables it has been considered halved loads for 6 and 8 mm hooks and equal to 25% loads for 5 mm hooks compared to the maximum potential measured by the laboratory.



RAI-FIX 8 mm (5/16") - SAFETY WITHHOLDING HOOK

- RAI-FIX hook for tiles and slabs of minimum thickness 8 mm (5/16").
- Made in premium quality stainless steel.
- Tensile strength tests: 75 Kg – 165 lbs (without MS polymer adhesive).
- With 10 holes Ø 8 mm (5/16") and one hole Ø 9 mm (1/3") for inserting the anchor screw.

| Part No. | Barcode | Box | Description | Diagram | Pcs per box | packaging | Dimensions (mm) | Dimensions (in) | Weight (Kg) | Weight (lbs) |
|----------------|---------------|-----|----------------------|-------------------------------------|-------------|-----------|-----------------|-----------------|-------------|--------------|
| 299 | 8024648075604 | 1 | RAI-FIX 8 mm (0.31") | tile thickness minimum 8 mm (0.31") | 70 | blister | 24x18xh 5 cm | 9 1/2"x7"xh 2" | 1,2 Kg | 2.6 lbs |
| 299C120 | 8024648076267 | 1 | RAI-FIX 8 mm (0.31") | | 120 | Box | 27x15xh 10 cm | 10 1/2"x6"xh 4" | 2,1 Kg | 4.6 lbs |
| 299C500 | 8024648078230 | 1 | RAI-FIX 8 mm (0.31") | | 500 | Box | 33x23xh 17 cm | 13"x9"xh 7" | 9 Kg | 19.8 lbs |

RAI-FIX 6 mm (1/4") - SAFETY WITHHOLDING HOOK

- RAI-FIX hook for tiles and slabs with thickness lower than 8 mm (0.31"), min 6 mm (0.24").
- Made in premium quality stainless steel.
- Tensile strength tests: 85 Kg – 187 lbs (without MS polymer adhesive).
- With 10 holes Ø 8 mm (5/16") and one hole Ø 9 mm (1/3") for inserting the anchor screw.

| Part No. | Barcode | Box | Description | Diagram | Pcs per box | packaging | Dimensions (mm) | Dimensions (in) | Weight (Kg) | Weight (lbs) |
|------------------|---------------|-----|----------------------|--|-------------|-----------|-----------------|-----------------|-------------|--------------|
| 2996MM120 | 8024648081582 | 1 | RAI-FIX 6 mm (0.24") | tile thickness lower than 8 mm (0.31"), min 6 mm (0.24") | 120 | Box | 27x15xh 10 cm | 10 1/2"x6"xh 4" | 2,1 Kg | 4.6 lbs |
| 2996MM500 | 8024648081681 | 1 | RAI-FIX 6 mm (0.24") | | 500 | Box | 33x23xh 17 cm | 13"x9"xh 7" | 9,3 Kg | 20.5 lbs |

RAI-FIX 5 mm (3/16") - SAFETY WITHHOLDING HOOK

- RAI-FIX hook for tiles and slabs with thickness lower than 6 mm (0.24"), min 5 mm (0.20").
- Made in premium quality stainless steel.
- Tensile strength tests: 130 Kg – 286 lbs (with MS polymer adhesive).
- With 10 holes Ø 8 mm (5/16") and one hole Ø 9 mm (1/3") for inserting the anchor screw.

| Part No. | Barcode | Box | Description | Diagram | Pcs per box | packaging | Dimensions (mm) | Dimensions (in) | Weight (Kg) | Weight (lbs) |
|------------------|---------------|-----|----------------------|--|-------------|-----------|-----------------|------------------|-------------|--------------|
| 2995MM120 | 8050532002906 | 1 | RAI-FIX 5 mm (0.20") | tile thickness lower than 6 mm (0.24"), min 5 mm (0.20") | 120 | Box | 27x15xh 10 cm | 10 1/2"x6"x h 4" | 2,1 Kg | 4.6 lbs |
| 2995MM500 | 8050532002913 | 1 | RAI-FIX 5 mm (0.20") | | 500 | Box | 33x23xh 17 cm | 13"x9"xh 7" | 8,6 Kg | 18.9 lbs |

RAI-CUT

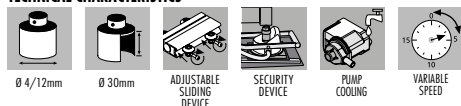
- The RAI-CUT device is part of the RAI-FIX system and it is fundamental to create the slot in the back of the tile/slab. Slot where to insert the RAI-FIX hook.
- RAI-CUT works on tiles/slabs with min thickness of 5 mm (0.20").
- RAI-CUT is made of stainless steel and it is provided with clutch hole for connecting a vacuum dust extractor (Ø 38 mm - 1 1/2").
- RAI-CUT can be supplied with or without angle grinder (power 900W).
- Thanks to its semi-universal attachment, RAI-CUT is compatible with the most popular brands and models of angle grinders.
- RAI-CUT cuts dry with diamond disc Ø 125 mm (5").

| Part No. | Barcode | Box | Description | Diagram | Power | Dimensions (mm) | Dimensions (in) | Weight (Kg) | Weight (lbs) |
|----------------------|---------------|-----|---|---------|----------------------|---------------------------------------|-----------------|-------------|--------------|
| 299RAICUTUN | 8024648092236 | 1 | RAI-CUT with angle grinder | ⚡ | 900W - 230V 50/60 Hz | 40x40xh 15 cm 15 3/4"x15 3/4"xh 6" | - | 5,6 Kg | 12.3 lbs |
| 299RAICUT110V | 8024648077516 | 1 | RAI-CUT with angle grinder with US plug | | 780W - 110V 50/60 Hz | | | 5,6 Kg | 12.3 lbs |
| 299RAICUTGB | 8024648083531 | 1 | RAI-CUT with angle grinder with GB plug | | 780W - 110V 50/60 Hz | | | 5,6 Kg | 12.3 lbs |
| 299PFLEX UN | 8024648087621 | 1 | RAI-CUT without angle grinder | ⚡ | - | 40x40xh 15 cm 15 3/4"x15 3/4"xh 6" | - | 2,2 Kg | 4.9 lbs |
| 179CCT125 | 8024648075703 | 1 | Ø 125 mm (5") diamond disc (dry cut) | ⚡ | - | - | - | - | - |



PRODOTTI PER FACCIATE

TECHNICAL CHARACTERISTICS



ACCESSORIES



PACKAGE



- To make holes on the side of tiles, porcelain slabs, marble, granite, natural stone, etc.
- Holes Ø: minimum 4 mm (5/32"); maximum 12 mm (1/2").
- Maximum hole depth: 30 mm (1 3/16").
- Tile thickness: maximum 30 mm (1 3/16"); minimum 20 mm (13/16").
- It works on tiles of any size.
- To operate Foracoste has to be fixed to a bench (with table of maximum thickness 40 mm - 1 5/8") and a height not exceeding 94 cm - 37"). It is recommended the modular bench BM180^{MkII} (Art. 394MA RAI) and previous versions.
- Adjustable height (from the ground) from 64 to 94 cm (25"-37") by telescopic monopod.
- Internal cooling of the diamond bits with water (pump).
- Polypropylene tank equipped with wheels. Capacity 80 liters (21 gals).
- Variable speeds from 260 to 1050 rpm.
- It is possible to use two Foracoste simultaneously on the same tile/slab. The minimum distance between the holes is 400 mm (15 3/4").
- Accessories: Squares kit + 2 stand-alone tile holders (applicable only on the modular bench BM180^{MkII} - Art. 394MA RAI) and previous versions, diamond bits.
- Supplied with manual use and maintenance, keys kit.

MODELS, SPECIFICATIONS, DIMENSIONS, WEIGHT

| | | | | | | | | | | | | | |
|----------|---------------|---|--------------|--------------|--------|------------|---|------------------|------------------------------|---|-------------------|--------------------------------|---------------------|
| Part No. | | | | | | | | | | | | | |
| 210F EU | 8024648088277 | 1 | 230V 50/60Hz | single-phase | 1100 W | 260 / 1050 | • | 30 mm 1 3/16" | 4 mm - 12 mm 5/32" - 1/2" | 72x45x h 47 cm 28 3/8"x17 3/4"xh 18 1/2" | 25 Kg 55.1 lbs | 74x58xh 41 cm 29"x23"xh 16" | 28,2 Kg 62.2 lbs |


PERFORMANCE

| Model | MINIMUM HOLE Ø | | MAXIMUM HOLE Ø | | MAXIMUM TILE THICKNESS | | MINIMUM TILE THICKNESS | | MAXIMUM HOLE DEPTH | | MAX TILE LENGTH | MAX TILE WIDTH |
|-----------|----------------|-------|----------------|------|------------------------|---------|------------------------|--------|--------------------|---------|-----------------|----------------|
| FORACOSTE | 4 mm | 5/32" | 12 mm | 1/2" | 30 mm | 1 3/16" | 20 mm | 13/16" | 30 mm | 1 3/16" | ∞ | ∞ |





209SLOT



209SLOT OH

AVAILABLE BLADES



CONTINUAL CROWN DISC

ACCESSORIES



SQUARES KIT + TILE HOLDERS

TECHNICAL CHARACTERISTICS



Ø 150mm



Ø 22mm

PACKAGE



CARTON BOX

- To create slots/incisions on the side of tiles, porcelain slabs, marble, granite, natural stone, etc.
- Tile thickness: maximum 30 mm (1 3/16"); minimum 20 mm (13/16").
- It works on tiles of any size.
- Maximum incision/slot length: 130 mm (5 1/8").
- Maximum slot depth: 15 mm (5/8").
- Dry cut.
- Diamond disc Ø 150 mm (6").
- Provided with clutch hole for dust extraction.


- Slot has to operate on a bench/table. The modular bench BM180 MkII (Art. 394MA RAI) is recommended.
- Available with or without angle grinder.
- Equipped with semi-universal attachment: compatible with angle grinders of the most popular brand.
- Accessories: squares kit + 2 stand-alone tile holders (applicable only on the modular bench BM180 MkII and previous versions).
- Supplied with manual use and maintenance, keys kit and diamond disc Ø 150 mm (6").

MODELS, SPECIFICATIONS, DIMENSIONS, WEIGHT

| Codice | Barcode | Description | ⚡ | M | 🔌 | 🔌 | 📏 | 📦 | 📏 |
|---------------------|---------------|---|--------------|----------|-------|--------|-----------------|-------------------|------------------|
| 209SLOT 230V | 8024648093004 | Slot equipped with 900W angle grinder (230V 50/60 Hz) | 230V 50/60Hz | monofase | 900 W | 11.000 | 9,4 Kg 20.7 lbs | 49x39xh 25 cm | 10,3 Kg 22.7 lbs |
| 209SLOT OH | 8024648092984 | Slot supplied without angle grinder | - | - | - | - | 6,7 Kg 14.8 lbs | 19"x15 1/3"xh 10" | 7,6 Kg 16.8 lbs |

PERFORMANCE

| Model | ⊘ | MAXIMUM TILE THICKNESS | | MINIMUM TILE THICKNESS | | MAXIMUM INCISION/SLOT LENGTH | | INCISION DEPTH | | MAX TILE LENGTH | MAX TILE WIDTH |
|-------------|-----------|------------------------|---------|------------------------|--------|------------------------------|--------|----------------|------|-----------------|----------------|
| SLOT | 150 mm 6" | 30 mm | 1 3/16" | 20 mm | 13/16" | 130 mm | 5 1/8" | 15 mm | 5/8" | ∞ | ∞ |





394MA RAI



394BLOPIACP



209KIT



179CC150SE



181D4

181D6

181D8

181D10

181D12

ACCESSORIES, RELATED PRODUCTS AND DIAMOND TOOLS

| Codice | Barcode | Description | FORACOSTE | SLOT |
|-------------|---------------|--|-----------|------|
| 394MA RAI | 8050532000995 | BM180 MkII Modular bench (worktop dimensions 180x90 cm – 3'x6'; max load 150 Kg – 331 lbs) | • | • |
| 209KIT | 8024648093523 | Squares kit + 2 stand-alone tile holders for BM180 MkII (and previous versions) | • | • |
| 394BLOPIACP | 8024648096678 | Stand-alone tile holder for BM180 MkII (and previous versions) – pair | • | • |
| 179CC150SE | 8024648087171 | Continuous rim diamond disc Ø 150 mm (6") – dry use | – | • |
| 181D4 | 8024648075123 | Diamond bit (wet use) Ø 4 mm (5/32") | • | – |
| 181D6 | 8024648003973 | Diamond bit (wet use) Ø 6 mm (1/4") | • | – |
| 181D8 | 8024648003966 | Diamond bit (wet use) Ø 8 mm (5/16") | • | – |
| 181D10 | 8024648003959 | Diamond bit (wet use) Ø 10 mm (3/8") | • | – |
| 181D12 | 8024648003942 | Diamond bit (wet use) Ø 12 mm (1/2") | • | – |



DEVICES FOR TILES DRILLING



HOLE CUTTING MACHINES

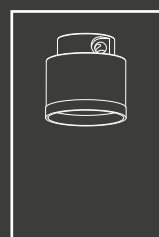
| | |
|--|----|
| FORASPEED | F2 |
| BUCANIERE | F3 |
| QUICK CHANGE DIAMOND CORE-DRILLS | F4 |

DIAMOND BITS

| | |
|--|----|
| DIAMOND CORE-DRILL FOR DRY DRILLING..... | F5 |
| "HUMID USE" DIAMOND BITS | F6 |



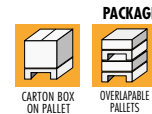
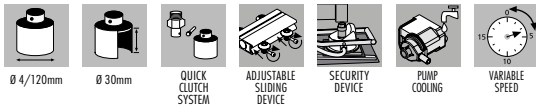
Our range of machines and diamond core-bits offers ideal solutions for drilling, before and after installation, porcelain tiles and slabs (even 3 mm thick), single and double fired, marble, granite, natural stones, etc. ... up to a maximum diameter of 120 mm (4 3/4"), starting from 4 mm (5/32"). From the super-professional drilling machines, ideal for a comfortable and simple drilling up to simpler solutions, but certainly not less effective, such as humid use diamond bits.





DEVICES FOR TILES DRILLING

TECHNICAL CHARACTERISTICS



- For pre-drilling holes on: marble, porcelain, single and double fired, granite, glass, etc....
- Clearance between the center of the drills and the frame: 35 cm - 14" (see image A).
- Perform drilling also on installed floors.
- Put it on the tiles directly (by removing the tank) for drilling tiles of any size.
- Maximum thickness of tile: 30 mm (1 3/16").
- Maximum wheel: Ø 120 mm (4 3/4"); smallest: Ø 4 mm (5/32").
- Variable speed from 260 to 1050 rpm.

- Through bit cooling via pump.
- Tile holder with splash guard.
- Quick Change core drills.
- Exclusive rotating tile support plates (patented).
- Supplied with: tile support plates, hex keys, dressing stone, user and maintenance manual.

MODEL SPECIFICATIONS

| | | | | | | | | | |
|----------------|---------------|---|----------------|--------------|-----------------|---------|---|---|----------|
| Part No. | | | | | | | | | |
| 205F EU | 8050532000834 | 1 | 230 V 50/60 Hz | Single-phase | 1,5 HP / 1,1 kW | 243-854 | • | - | 260/1050 |

CUTTING SPECIFICATIONS AND MACHINE DIMENSIONS/WEIGHT

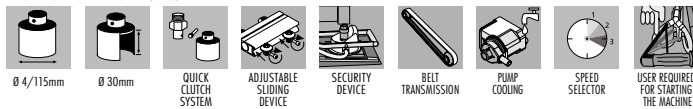
| | | | | | | | | |
|------------------|------------------------------|------------------|---------------|---|--------------------------------|---------------------|--------------------------------------|-------------------|
| Model | | | | | | | | |
| FORASPEED | 4 - 120 mm 5/32" - 4 3/4" | 30 mm 1 3/16" | 350 mm 14" | ∞ | 65x43x48 cm 25 1/2"x17"x19" | 21,1 Kg 46.5 lbs | 76x54x65 cm 30"x21 1/4" x 25 1/2" | 26,3 Kg 58 lbs |





DEVICES FOR TILES DRILLING

TECHNICAL CHARACTERISTICS



PACKAGE



- For pre-drilling holes on: marble, porcelain, single and double fired, granite, glass, etc....
- Clearance between the center of the drills and the frame: 30 cm (12").
- Maximum thickness of tile: 30 mm (1 3/16").
- Maximum wheel: Ø 115 mm (4 1/2"); smallest: Ø 6 mm (1/4").
- Gear ratio of motor to wheel 2.5 ÷ 1. Drive belt type poly V.

- Dual speed.
- Through bit cooling via pump.
- Tile holder with splash guard.
- Quick Change core drills
- Supplied with: tile support plates, hex keys, dressing stone, user and maintenance manual.

MODEL SPECIFICATIONS

| | | | | | | | | |
|------------|---------------|---|-------------|--------------|------------------|-----------|---|----------|
| Part No. | | | | | | | | |
| 422 | 8024648007629 | 1 | 230 V 50 Hz | Single-phase | 0,6 HP / 0,35 kW | 1400/2800 | - | 560/1120 |

CUTTING SPECIFICATIONS AND MACHINE DIMENSIONS/WEIGHT

| | | | | | | | | |
|------------------|------------------------------|------------------|---------------|---|--|-------------------|--|-------------------|
| Model | | | | | | | | |
| BUCANIERE | 4 -115 mm 5/32" - 4 1/2 " | 30 mm 1 3/16" | 350 mm 14" | ∞ | 62x32xh 50 cm 24 3/8"x12 5/8"xh 19 5/8" | 33 Kg 72.8 lbs | 65x35xh 55 cm 25 3/8"x13 3/4"xh 21 5/8" | 35 Kg 77.2 lbs |



QUICK CHANGE DIAMOND CORE-DRILLS



MADE IN ITALY



181D120



181D115



181D110



181D100



181D90



181D80



181D75



181D70



181D65



181D60



181D55



181D50



181D45



181D40



181D35



181D30



181D25



181D22



181D20



181D12



181D10



181D8



181D6



181D4

DEVICES FOR TILES DRILLING

QUICK CHANGE DIAMOND CORE-DRILLS AND BITS

| Part No. | Barcode | Box | Drill | Bit | Weight | Dimensions |
|----------|---------------|-----|--------|---------|--------|------------|
| 181D120 | 8024648006981 | 1 | 120 mm | 4 3/4" | 460 gr | 16.2 oz |
| 181D115 | 8024648010445 | 1 | 115 mm | 4 1/2" | 440 gr | 15.5 oz |
| 181D110 | 8024648010575 | 1 | 110 mm | 4 3/8" | 420 gr | 14.8 oz |
| 181D100 | 8024648006899 | 1 | 100 mm | 4" | 400 gr | 14.1 oz |
| 181D90 | 8024648011237 | 1 | 90 mm | 3 1/2" | 380 gr | 13.4 oz |
| 181D85 | 8024648076229 | 1 | 85 mm | 3 1/16" | 290 gr | 10.3 oz |
| 181D80 | 8024648006974 | 1 | 80 mm | 3 1/8" | 270 gr | 9.5 oz |
| 181D75 | 8024648007049 | 1 | 75 mm | 3" | 250 gr | 8.8 oz |
| 181D70 | 8024648006967 | 1 | 70 mm | 2 3/4" | 230 gr | 8.1 oz |
| 181D65 | 8024648006950 | 1 | 65 mm | 2 9/16" | 210 gr | 7.4 oz |
| 181D60 | 8024648007032 | 1 | 60 mm | 2 3/8" | 200 gr | 7.0 oz |
| 181D55 | 8024648007025 | 1 | 55 mm | 2 1/8" | 190 gr | 6.7 oz |

QUICK CHANGE DIAMOND CORE-DRILLS AND BITS

| Part No. | Barcode | Box | Drill | Bit | Weight | Dimensions |
|----------|---------------|-----|-------|---------|--------|------------|
| 181D50 | 8024648006943 | 1 | 50 mm | 2" | 180 gr | 6.3 oz |
| 181D45 | 8024648007018 | 1 | 45 mm | 1 3/4" | 170 gr | 6.0 oz |
| 181D40 | 8024648006936 | 1 | 40 mm | 1 5/8" | 150 gr | 5.3 oz |
| 181D35 | 8024648006929 | 1 | 35 mm | 1 3/8" | 140 gr | 4.9 oz |
| 181D30 | 8024648006912 | 1 | 30 mm | 1 3/16" | 130 gr | 4.6 oz |
| 181D25 | 8024648006905 | 1 | 25 mm | 1" | 120 gr | 4.2 oz |
| 181D22 | 8024648007001 | 1 | 22 mm | 7/8" | 100 gr | 3.5 oz |
| 181D20 | 8024648006998 | 1 | 20 mm | 5/8" | 100 gr | 3.5 oz |
| 181D12 | 8024648003942 | 1 | 12 mm | 15/32" | 44 gr | 1.5 oz |
| 181D10 | 8024648003959 | 1 | 10 mm | 13/32" | 38 gr | 1.3 oz |
| 181D8 | 8024648003966 | 1 | 8 mm | 5/16" | 26 gr | 0.9 oz |
| 181D6 | 8024648007032 | 1 | 6 mm | 1/4" | 24 gr | 0.8 oz |
| 181D4 | 8024648075123 | 1 | 4 mm | 5/32" | 22 gr | 0.7 oz |





- For cutting holes on porcelain, marble, single and double fired ceramic tiles, granite, marble, ect...
- Dry use only (no need to cool with water via pump).
- Apply them on grinder (min 11.000 rpm) and perform the hole-cut.
- Long life.
- Available in Ø from 6 up to 75 mm (from 1/4" up to 1 3/8").

TECHNICAL SPECIFICATIONS

| Part No. | Barcode | Box | Description | Ø | Length | Weight | Box Dimensions |
|----------|---------------|-----|--|------------------|-----------------|--------------------|--|
| 181S06* | 8024648057174 | 1 | Diamond core-drill for dry drilling (14MA screw) | 6 mm 1/4" | 35 mm 1 3/8" | 70 gr 2.5 lbs | 8 x 8 x h7 cm 3 1/8" x 3 1/8" x h2 3/4" |
| 181S08* | 8024648057181 | 1 | Diamond core-drill for dry drilling (14MA screw) | 8 mm 5/16" | 35 mm 1 3/8" | 74 gr 2.6 lbs | 8 x 8 x h7 cm 3 1/8" x 3 1/8" x h2 3/4" |
| 181S10* | 8024648057198 | 1 | Diamond core-drill for dry drilling (14MA screw) | 10 mm 3/8" | 35 mm 1 3/8" | 74 gr 2.6 lbs | 8 x 8 x h7 cm 3 1/8" x 3 1/8" x h2 3/4" |
| 181S12* | 8024648057204 | 1 | Diamond core-drill for dry drilling (14MA screw) | 12 mm 1/2" | 35 mm 1 3/8" | 78 gr 2.8 lbs | 8 x 8 x h7 cm 3 1/8" x 3 1/8" x h2 3/4" |
| 181S14* | 8024648057211 | 1 | Diamond core-drill for dry drilling (14MA screw) | 14 mm 9/16" | 35 mm 1 3/8" | 82 gr 2.9 lbs | 8 x 8 x h7 cm 3 1/8" x 3 1/8" x h2 3/4" |
| 181S20 | 8024648057228 | 1 | Diamond core-drill for dry drilling (14MA screw) | 20 mm 3/4" | 35 mm 1 3/8" | 86 gr 3.0 lbs | 8 x 8 x h7 cm 3 1/8" x 3 1/8" x h2 3/4" |
| 181S27 | 8024648057235 | 1 | Diamond core-drill for dry drilling (14MA screw) | 27 mm 1 1/16" | 35 mm 1 3/8" | 154 gr 5.4 lbs | 8 x 8 x h7 cm 3 1/8" x 3 1/8" x h2 3/4" |
| 181S35 | 8024648057242 | 1 | Diamond core-drill for dry drilling (14MA screw) | 35 mm 1 3/8" | 35 mm 1 3/8" | 184 gr 6.5 lbs | 8 x 8 x h7 cm 3 1/8" x 3 1/8" x h2 3/4" |
| 181S40 | 8024648057259 | 1 | Diamond core-drill for dry drilling (14MA screw) | 40 mm 1 9/16" | 35 mm 1 3/8" | 204 gr 7.2 lbs | 8 x 8 x h7 cm 3 1/8" x 3 1/8" x h2 3/4" |
| 181S50 | 8024648057266 | 1 | Diamond core-drill for dry drilling (14MA screw) | 50 mm 2" | 35 mm 1 3/8" | 250 gr 8.8 lbs | 8 x 8 x h7 cm 3 1/8" x 3 1/8" x h2 3/4" |
| 181S60 | 8024648057273 | 1 | Diamond core-drill for dry drilling (14MA screw) | 60 mm 2 3/8" | 35 mm 1 3/8" | 300 gr 10.6 lbs | 8 x 8 x h7 cm 3 1/8" x 3 1/8" x h2 3/4" |
| 181S65 | 8024648057280 | 1 | Diamond core-drill for dry drilling (14MA screw) | 65 mm 2 9/16" | 35 mm 1 3/8" | 328 gr 11.6 lbs | 8 x 8 x h7 cm 3 1/8" x 3 1/8" x h2 3/4" |
| 181S75 | 8024648057297 | 1 | Diamond core-drill for dry drilling (14MA screw) | 75 mm 3" | 35 mm 1 3/8" | 384 gr 13.5 lbs | 8 x 8 x h7 cm 3 1/8" x 3 1/8" x h2 3/4" |

DEVICES FOR TILES DRILLING



***CORRECT USE**
For obtaining the best output of the diamond core bits of diameter equal and/or less than 14 mm (9/16"), switch off the grinder and water-cool the bit after having made every hole (see picture right - top).



min rpm 11.000

"HUMID USE" DIAMOND BITS



181U100

181U090

181U075

181U050

181U045

181U035

181U025



181U020

181U012

181U010

181U008

181U006



DEVICES FOR TILES DRILLING

- For cutting holes on porcelain, marble, single and double fired ceramic tiles, granite, marble, ect...
- Suitable also for cutting holes on thin tiles (3-5 mm 1/8"-3/16")
- "Humid use". Drop water on area where hole is to be made.
- Apply them on cordless or standard drill (800-2500 RPM) and perform the hole-cut.
- Long life.
- Maximum tile thickness: 22 mm (7/8")
- Available in Ø from 6 mm (1/4") up to 100 mm (4").
- Shaft attachment Ø 10 mm (3/8").

TECHNICAL SPECIFICATIONS

| Part No. | Barcode | Box | Description | Ø | Length | Shaft | Box Dimensions | Box Content |
|----------|---------------|-----|---|--------|---------|------------|----------------|--------------------|
| 181U100 | 8024648068514 | 1 | "humid use" diamond bits (for cordless and standard drills) | 100 mm | 4" | 22 mm 7/8" | 16x12xh 5 cm | 6 1/4"x4 3/4"xh 2" |
| 181U090 | 8024648068507 | 1 | "humid use" diamond bits (for cordless and standard drills) | 90 mm | 3 1/2" | 22 mm 7/8" | 16x12xh 5 cm | 6 1/4"x4 3/4"xh 2" |
| 181U075 | 8024648068491 | 1 | "humid use" diamond bits (for cordless and standard drills) | 75 mm | 3" | 22 mm 7/8" | 16x12xh 5 cm | 6 1/4"x4 3/4"xh 2" |
| 181U070 | 8024648073525 | 1 | "humid use" diamond bits (for cordless and standard drills) | 70 mm | 2 3/4" | 22 mm 7/8" | 16x12xh 5 cm | 6 1/4"x4 3/4"xh 2" |
| 181U065 | 8024648073518 | 1 | "humid use" diamond bits (for cordless and standard drills) | 65 mm | 2 9/16" | 22 mm 7/8" | 16x12xh 5 cm | 6 1/4"x4 3/4"xh 2" |
| 181U060 | 8024648073501 | 1 | "humid use" diamond bits (for cordless and standard drills) | 60 mm | 2 3/8" | 22 mm 7/8" | 16x12xh 5 cm | 6 1/4"x4 3/4"xh 2" |
| 181U055 | 8024648076748 | 1 | "humid use" diamond bits (for cordless and standard drills) | 55 mm | 2 3/16" | 22 mm 7/8" | 16x12xh 5 cm | 6 1/4"x4 3/4"xh 2" |
| 181U050 | 8024648068484 | 1 | "humid use" diamond bits (for cordless and standard drills) | 50 mm | 2" | 22 mm 7/8" | 16x12xh 5 cm | 6 1/4"x4 3/4"xh 2" |
| 181U045 | 8024648068477 | 1 | "humid use" diamond bits (for cordless and standard drills) | 45 mm | 1 3/4" | 22 mm 7/8" | 16x12xh 5 cm | 6 1/4"x4 3/4"xh 2" |
| 181U040 | 8024648073334 | 1 | "humid use" diamond bits (for cordless and standard drills) | 40 mm | 1 5/8" | 22 mm 7/8" | 16x12xh 5 cm | 6 1/4"x4 3/4"xh 2" |
| 181U035 | 8024648068460 | 1 | "humid use" diamond bits (for cordless and standard drills) | 35 mm | 1 3/8" | 22 mm 7/8" | 16x12xh 5 cm | 6 1/4"x4 3/4"xh 2" |
| 181U030 | 8024648076731 | 1 | "humid use" diamond bits (for cordless and standard drills) | 30 mm | 1 3/16" | 22 mm 7/8" | 16x12xh 5 cm | 6 1/4"x4 3/4"xh 2" |
| 181U025 | 8024648068453 | 1 | "humid use" diamond bits (for cordless and standard drills) | 25 mm | 1" | 22 mm 7/8" | 16x12xh 5 cm | 6 1/4"x4 3/4"xh 2" |
| 181U020 | 8024648068446 | 1 | "humid use" diamond bits (for cordless and standard drills) | 20 mm | 3/4" | 22 mm 7/8" | 16x12xh 5 cm | 6 1/4"x4 3/4"xh 2" |
| 181U012 | 8024648068439 | 1 | "humid use" diamond bits (for cordless and standard drills) | 12 mm | 1/2" | 22 mm 7/8" | 16x12xh 5 cm | 6 1/4"x4 3/4"xh 2" |
| 181U010 | 8024648068422 | 1 | "humid use" diamond bits (for cordless and standard drills) | 10 mm | 3/8" | 22 mm 7/8" | 16x12xh 5 cm | 6 1/4"x4 3/4"xh 2" |
| 181U008 | 8024648068415 | 1 | "humid use" diamond bits (for cordless and standard drills) | 8 mm | 5/16" | 22 mm 7/8" | 16x12xh 5 cm | 6 1/4"x4 3/4"xh 2" |
| 181U006 | 8024648068408 | 1 | "humid use" diamond bits (for cordless and standard drills) | 6 mm | 1/4" | 22 mm 7/8" | 16x12xh 5 cm | 6 1/4"x4 3/4"xh 2" |



MIXERS



| | |
|---------------------|----|
| MIXERS | |
| IPERBET | G2 |
| IPERBET FLUID | G3 |

FLUID MATERIALS MIXERS

| | |
|-------------------------|----|
| FLUID MIX | G4 |
| FLUID MIX SPECIAL | G4 |

MIXERS

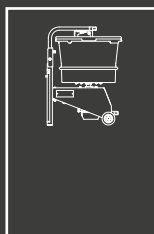
| | |
|---|----|
| MX2: MIXER WITH TWO VARIABLE SPEEDS | G5 |
|---|----|

BUCKETS AND MIXING PADDLES

| | |
|---|----|
| ACCESSORIES, BUCKETS AND MIXING PADDLES | G6 |
|---|----|



Compact mixers, mixing paddles, the innovative mixers with two variable speeds: a complete range of products for mixing adhesives and grout for ceramic tiles as well as concrete, quartz plaster, cement, mortars, screeds, epoxy resins. Furthermore, a range of products specifically designed for mixing and setting of fluid mixtures such as self-leveling, premixed, paint, etc.





MIXERS

OPTIONAL



MASS BREAKER TOOL



FLUID MIXTURE TOOL

TECHNICAL CHARACTERISTICS



ROTATING BUCKET



45 L



LEGS WITH WHEELS



REDUCER



DOUBLE BLADE TOOL

PACKAGE



CARTON BOX

- For mixing tile adhesives, thinsets, mortar for plasters, quartz plasters, concrete and etc...
- Production capacity 300 Kg/h (50 lbs - 100 lbs).
- Mixing at low rpms does not entrap air and provides a homogenous mix.
- Fixed paddle, rotating bucket. This system provides a higher level of operator safety and allows the operator to check the mix quality while mixing.
- Gear ratio of motor to bucket 25 ÷ 1.
- Supplied with: two buckets (45 lt/12 gal), standard mixing blade, hex key, user and maintenance manual.

MODEL SPECIFICATIONS

| Part No. | | | | | | | | |
|----------------|---------------|---|----------------|--------------|----------------|-----------|---------|----------------|
| 110 | 8024648003331 | 1 | 230 V 50/60 Hz | Single-phase | 0,5 HP/0,37 kW | 1400/1680 | 55 / 66 | 45 lt 12 gal |
| 110 USA | 8024648014092 | 1 | 110 V 60 Hz | Single-phase | 0,5 HP/0,37 kW | 1680 | 66 | 45 lt 12 gal |
| 110 GB | 8024648005403 | 1 | 110 V 50 Hz | Single-phase | 0,5 HP/0,37 kW | 1400 | 55 | 45 lt 12 gal |

DIMENSIONS AND WEIGHT

| Model | | | | | | | | |
|----------------|---------------|-----------------------|-------|--------|---------------|-----------------------------|-------|--------|
| IPERBET | 60x51xh 77 cm | 23 5/8"x20"xh 30 1/4" | 34 Kg | 75 lbs | 85x60xh 60 cm | 33 1/2" x23 5/8" xh 23 5/8" | 39 Kg | 86 lbs |





MIXERS

OPTIONAL



DOUBLE BLADE TOOL

TECHNICAL CHARACTERISTICS



ROTATING BUCKET



45 L



LEGS WITH WHEELS



REDUCER



FLUID MIXTURE TOOL

PACKAGE



CARTON BOX

- For mixing grout, tile adhesives and fluid material.
- Production capacity 300 Kg/h (50 lbs – 100 lbs)
- Mixing at low rpms does not entrap air and provides a homogenous mix.
- Paddle is comprised of: fixed blade to force the mixture toward the center and a rotating tool for lump-free consistency.

- Gear ratio of motor to bucket 25 ÷ 1.
- Supplied with: two buckets 45 lt (12 gal), paddle for fluid mixing, hex key, user and maintenance manual.

MODEL SPECIFICATIONS

| Part No. | | | | | | | | |
|------------------|---------------|---|----------------|--------------|----------------|-----------|---------|--------------|
| 110 FLUID | 8024648011374 | 1 | 230 V 50/60 Hz | Single-phase | 0,5 HP/0,37 kW | 1400/1680 | 55 / 66 | 45 lt 12 gal |
| 110 FLUUS | 8024648014948 | 1 | 110 V 60 Hz | Single-phase | 0,5 HP/0,37 kW | 1680 | 66 | 45 lt 12 gal |
| 110 FLUGB | 8024648014955 | 1 | 110 V 50 Hz | Single-phase | 0,5 HP/0,37 kW | 1400 | 55 | 45 lt 12 gal |

DIMENSIONS AND WEIGHT

| Model | | | | | |
|----------------------|---------------|-----------------------|----------------|---------------|--|
| IPERBET FLUID | 60x51xh 77 cm | 23 5/8"x20"xh 30 1/4" | 35 Kg 77.2 lbs | 85x60xh 60 cm | 33 1/2"x23 5/8"xh 23 5/8" 40 Kg 88.2 lbs |



FLUID MIX - FLUID MIX SPECIAL



238 EUN
FLUID MIX

238 UN
FLUID MIX SPECIAL

OPTIONAL



MIXER


TECHNICAL CHARACTERISTICS



75 L



LEGS WITH WHEELS



238 CV01A
(accessory for Fluid Mix Special)

PACKAGE



CARTON BOX

- For mixing fluid materials such as self-leveling, premixed, cement-based grout, paint and others.
- Perfect mixing, time for mixing cut off 50%, it eliminates fatigue for transporting the materials once mixed.
- Sturdy steel frame, rubber wheels, dust-free cap.
- Available in two versions:
Art. 238 UN: 4 swivel wheels and inclinable bucket which allows to pour the mixture uniformly.
Art. 238 EUN: 2 fixed wheels and two levers for pouring the mixture.

- Buckets (Art. 289LT75) capacity:
75 liters (20 gal) of mixed material;
75/100 Kg (34/45 lbs) of dry (still to be mixed) material.
- Universal attachment for drills/mixers from Ø 40 mm to Ø 60 mm (1 9/16" - 2 3/8").
- 3 spirals mixing-paddle (art.178389H); Ø 140 mm (5 1/2"); stem length: 680 mm (26 3/8"); screw attachment 14M.
- Equipped with: 1 bucket 75 liters (20 gal); 1 mixing-paddle, mixer not included.
- A conveyor for Fluid mix special bucket is available (Art. 238 CV01A).

MODEL SPECIFICATIONS

| Part No. | | | Description | | Screw attachment |
|----------------|---------------|---|--|--------------|------------------|
| 238 UN | 8024648061096 | 1 | Fluid mix special - with paddle; without mixer | 75 lt 20 gal | 14 M |
| 238 EUN | 8024648061089 | 1 | Fluid mix - with paddle; without mixer | 75 lt 20 gal | 14 M |

DIMENSIONS AND WEIGHT

| Model | Description | | | | |
|--------------------------|--|---------------|------------------------------|----------------|---|
| FLUID MIX SPECIAL | With mixing-paddle, mixer not included | 61x66xh 95 cm | 24"x26" xh 37 1/2" | 28 Kg 61.7 lbs | 85x60xh 70 cm 33 1/2"x23 5/8"xh 27 1/2" |
| FLUID MIX | With mixing-paddle, mixer not included | 54x60xh 77 cm | 21 1/4" x 23 1/2" xh 30 3/8" | 17 Kg 37.5 lbs | 29 Kg 63.9 lbs 18 Kg 39.7 lbs |

REPLACEMENT PARTS/ACCESSORIES

| Part No. | | | Description | | |
|------------------|---------------|---|---|----------------|------------------------|
| 238 CV01A | 8024648024299 | 1 | Conveyor for Fluid mix special bucket | 40x40x h 15 cm | 15 3/4"x15 3/4" x h 6" |
| 289LT75 | 8024648002495 | 1 | Buckets: capacity 75 liters (20 gal) | - | - |
| 178389H | 8024648001603 | 1 | 3 spirals mixing-paddle; Ø140 mm (5 1/2"); attachment 14M | - | - |



MX2 - MIXERS WITH 2 VARIABLE SPEEDS 1400/1600 WATT



BOX

301W1400V2V
301W1600V2V



TECHNICAL CHARACTERISTICS



SCREW 1.4 MM CLUTCH



Ø 140 mm
Ø 160 mm



SPEED SELECTOR



VARIABLE SPEED

PACKAGE



CARTON BOX

MIXERS

- For mixing mortar, floor screed, plasters, cement, concrete, grout and adhesive for tiles, epoxy resins and so on...
- Two variable speeds: first speed 180-460 rpm.; second speed 300-700 rpm.
- Dual rotation speeds with electronic speed control.
- Double spiral mixing paddle included (Ø 140 mm version 1.400 Watt; Ø 160 mm version 1.600 Watt).
- Ergonomic design (included handles provided with rubber inserts for optimal grip).
- Button for permanent run.
- Externally accessible brushes for greater serviceability and longer motor life.
- Mixing paddle with screw clutch M14.
- Attractive self-explaining packaging.
- 3,5 m (11.5 ft) neoprene cable.

MODEL SPECIFICATIONS

| Part No. | Barcode | Box | Lightning Bolt | Motor | Mixing Paddle | Ø | Speed Selector | Variable Speed | Screw Clutch |
|--------------------|---------------|-----|----------------|-------|-----------------|------------------|----------------|----------------|--------------|
| 301W1400V2V | 8050532000902 | 1 | 230 V 50/60 Hz | 1400W | 180/460-300/700 | 140 mm - 5 1/2" | • | • | • |
| 301W1600V2V | 8024648017857 | 1 | 230 V 50/60 Hz | 1600W | 180/460-300/700 | 160 mm - 6 5/16" | • | • | • |

DIMENSIONS AND WEIGHT

| Model | Height | Width | Weight | Volume | Depth | Depth | Weight | Weight |
|--------------------|---------------|-------------------------|--------|----------|--------------|-----------------------|--------|----------|
| MX2 - 1400W | 46x29xh 35 cm | 18"x11 13/32"xh 13 3/4" | 4,6 Kg | 10.1 lbs | 60x30xh 33cm | 23 5/8"x11 7/8"xh 13" | 5,6 Kg | 12.3 lbs |
| MX2 - 1600W | | | | | | | | |



ACCESSORIES AND BUCKETS FOR IPERBET, IPERBET FLUID AND MIXERS



243



239KITC01A



239UF02D



239VG02A



289IPER



178 389L
178 389F
178 389G



178 389E



178 S



178



178D60



178D80



197180CM

197CF

PACKAGE



CARTON BOX

ACCESSORIES FOR IPERBET, IPERBET FLUID AND MIXERS

| Part No. | Barcode | Box | Description | Weight | Volume | Dimensions | Dimensions | Weight | Volume |
|----------|---------------|-----|---|--------|---------|----------------|------------------|--------|----------|
| 243 | 802464807098 | 3 | Height-adjustable rake for self-leveling (without handle) | 1,6 Kg | 3.5 lbs | 71x23xh 12 cm | 28"x9"x h 4 1/2" | 5,2 Kg | 11.5 lbs |
| 243SL01A | 8050532012776 | 3 | Slides for rake 243 + screws (pair) | 135 gr | 4.8 | - | - | - | - |
| 197CF | 8024648000316 | 12 | Anodized aluminum pole with hole - length 133 cm | 420 gr | 14.8 oz | 140x25xh 10 cm | 55"x10"x4" | 5,5 Kg | 12.1 lbs |
| 197CM180 | 8024648000644 | 12 | Anodized aluminum pole with hole - length 180 cm | 540 gr | 19 oz | 180x25xh 25 cm | 71"x10"x10" | 7 Kg | 15.4 lbs |

TOOLS

| Part No. | Barcode | Box | Description | IPERBET | IPERBET FLUID | Weight | Volume | Dimensions | Dimensions | Weight | Volume |
|------------|---------------|-----|---------------------------|----------|---------------|--------|---------|---------------|----------------------|--------|---------|
| 239KITC01A | 8024648007094 | 1 | Tool kit for mixing fluid | • | standard | 2,9 Kg | 6.4 lbs | 58x30xh 25 cm | 23"x12"xh 10" | 3,4 Kg | 7.5 lb |
| 239UF02D | 8024648011442 | 1 | Double bladed tool | standard | • | 2 Kg | 4.4 lbs | 35x40xh 10 cm | 13 3/4"x15 3/4"xh 4" | 2,3 Kg | 5 lbs |
| 239VG02A | 8050532003774 | 1 | Mass (clump) breaker | • | - | 370 gr | 13 oz | 35x5xh 5 cm | 13 3/4"x2"xh 2" | 470 gr | 16.6 oz |

BUCKETS

| Part No. | Barcode | Box | Description | Lt | Gal | IPERBET | IPERBET FLUID | Weight | Volume | Dimensions | Dimensions | Weight | Volume |
|----------|---------------|-----|---------------------|-------|--------|----------|---------------|--------|--------|------------|------------|--------|--------|
| 289IPER | 8024648000989 | 1 | Bucket with handles | 45 lt | 12 gal | standard | standard | 2,3 Kg | 5 lbs | - | - | - | - |

MIXING PADDLES

- For mixing paints, thin set, grout, ready render, etc...
- Type of clutches: with profiled arm for quick-release screw arm 14M for screw-fit, hexagonal arm for blocking with chuck.
- Type of shape: reinforced double spiral, 4 shaped blades.
- Made of galvanized steel.

| Part No. | Barcode | Box | Description | Clutch | Clutch | Clutch | Weight | Volume | Dimensions | Dimensions | Weight | Volume |
|----------|---------------|-----|--|--------|--------|--------|--------|--------|---------------|----------------------|--------|----------|
| 178 389E | 8024648009814 | 1 | 4 bladed mixing paddle Ø 140 mm (5 3/4") | - | • | - | - | - | - | - | - | - |
| 178 389L | 8024648079541 | 1 | Double spiral mixing paddle Ø 160 mm (6 9/32") | - | • | - | - | - | - | - | - | - |
| 178 389F | 8024648017888 | 1 | Double spiral mixing paddle Ø 140 mm (5 3/4") | - | • | - | - | - | - | - | - | - |
| 178 389G | 8024648017895 | 1 | Double spiral mixing paddle Ø 120 mm (4 3/4") | - | • | - | - | - | - | - | - | - |
| 178 S | 8024648000392 | 10 | Double spiral mixing paddle Ø 90 mm (3 1/2") | - | - | • | - | - | 60x34xh 20 cm | 23 5/8"x13 3/8"xh 8" | 5,7 Kg | 12.6 lbs |
| 178 | 8024648000385 | 16 | 4 bladed mixing paddle Ø 120 mm (4 3/4") | - | - | • | - | - | - | - | 7,7 Kg | 17 lbs |
| 178D60 | 8024648056887 | 12 | Double spiral mixing paddle Ø60 mm (2 3/8") | - | - | • | - | - | 44x15xh 14 cm | 17 1/8"x6"xh 5 1/2" | 2,8 Kg | 6.2 lbs |
| 178D80 | 8024648058195 | 12 | Double spiral mixing paddle Ø80 mm (3 1/8") | - | - | • | - | - | 44x19xh 18 cm | 17 1/8"x7 1/2"xh 7" | 3,1 Kg | 6.8 lbs |



VIBRATORS AND ELECTRICAL BARS




VIBRATORS WITH ROLLERS
 MOLOSSOH2
 MASTINO AND TERRANOVAH3

VIBRATORS WITH PLATE
 VOLPINO ^{MKIII}H4
 LUPETTO.....H5

ELECTRICAL BARS
 SPRINTBETONH6



More than 40 years ago, the company's founder, Mirco Raimondi, prototyped the first tile-beater ("Lupetto") which became the first Raimondi product. From then on, Raimondi's tile-beaters are recognized as benchmark due to their effectiveness and reliability. The 5 models still in the catalog are produced for the tiles installation with the traditional "mud-bed" method, to which we added "Volpino ^{MKIII}", specifically designed to ensure a full bound when large format tiles are laid with adhesive. In addition to that, the vibrating-screed "Sprintbeton", is a compact and lightweight solution for easy laying the mortar base.

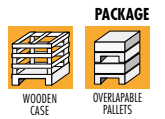





MOLOSSO

VIBRATORS AND ELECTRICAL BARS

TECHNICAL CHARACTERISTICS



- Designed for laying tiles 60x60 cm (23 5/8" x 23 5/8") of 20 mm (3/4") thickness in mud bed, using the vibration method.
- Sturdy structure and 0,9 HP - 0,66 kW motor; net weight: 85 Kg (187 lbs).
- Five vibration intensities.
- Equipped with 36 rollers (9 rows of 4 rollers each) Ø 55 mm (2").
- Telescopic handle.
- The high vibration frequency enables perfect levelling of the tiles and ensures the full bond of the mud to the tile.
- Steel roller holder.

MODEL SPECIFICATIONS

| Part No. | | | | | |
|-----------------|---------------|----------------|--------------|------------------|-------------|
| 350R9 UE | 8024648093820 | 230 V 50/60 Hz | Single-phase | 0,9 HP / 0,66 kW | 2800 / 3360 |
| 350R9 US | 8024648094094 | 110 V 60 Hz | | 0,9 HP / 0,66 kW | 3360 |
| 350R9 GB | 8024648096029 | 110 V 50 Hz | | 0,9 HP / 0,66 kW | 2800 |

DIMENSIONS AND WEIGHT

| Part No. | | | | | | | |
|----------------|---|-------|-----------|----------------|---------------------------|-------|------------|
| MOLOSSO | 1 | 85 Kg | 187.4 lbs | 90x72x h 63 cm | 35 1/2" x 28 1/8" x h 25" | 99 Kg | 218.26 lbs |






MASTINO




TERRANOVA



TECHNICAL CHARACTERISTICS MASTINO



TECHNICAL CHARACTERISTICS TERRANOVA



PACKAGE



- For laying tiles in mud bed, using the vibration method.
- The high vibration frequency (10000 rounds/min.) enables perfect levelling of the tiles and ensures the full bond of the mud to the tile.
- Three vibration speeds:
MASTINO: 5000/7000/10000 rounds/min;
TERRANOVA: 4000/6500/8600 rounds/min.

- Telescopic handle.
- Roller: Terranova with 44 rollers (11 rows of 4 rollers each) Ø 40 mm (1 5/8"); Mastino with 36 rollers (9 rows of 4 rollers each) Ø 40 mm (1 5/8").
- Steel roller holder.
- Supplied with: transformer from 230/110 Volt to 42 Volt.

MODEL SPECIFICATIONS MASTINO

| | | | | | | | |
|---------------|---------------|-------------------|--------------|-------|-------------|-------------------------|---|
| Part No. | | | | | | | |
| 349 | 8024648004314 | 230/42 V 50/60 Hz | Single-phase | 250 W | 10000/12000 | 49x56 cm 19 1/4"x22" | • |
| 349 US | 8024648089670 | 110/42 V 60 Hz | | | | | • |
| 349 GB | 8024648009425 | 110/42 V 50 Hz | | | | | • |

DIMENSIONS AND WEIGHT MASTINO

| | | | | |
|----------------|---|-------------------|--------------------------------|-----------------|
| Part No. | | | | |
| MASTINO | 1 | 56,6 Kg 124.8 lbs | 60x60xh 34 cm + 100x50xh 12 cm | 59 Kg 130.1 lbs |

MODEL SPECIFICATIONS TERRANOVA

| | | | | | | | |
|---------------|---------------|-------------------|--------------|-------|------------|-----------------------------|---|
| Part No. | | | | | | | |
| 105 | 8024648004321 | 230/42 V 50/60 Hz | Single-phase | 200 W | 8600/10300 | 47x52 cm 18 1/2"x20 1/2" | • |
| 105USA | 8024648009456 | 110/42 V 50/60 Hz | | | | | • |

DIMENSIONS AND WEIGHT TERRANOVA

| | | | | |
|------------------|---|-----------------|---------------|---------------|
| Part No. | | | | |
| TERRANOVA | 1 | 47 Kg 103.6 lbs | 80x50xh 30 cm | 49 Kg 108 lbs |





321

TECHNICAL CHARACTERISTICS



41x21 cm

PACKAGE



CARTON BOX

- Designed to vibrate surface of large format tiles and help any air pocket escaping from underneath the slab, ensuring a full bound to the adhesive.
- Compact design, lightweight (6,7 Kg - 14.8 lbs) and easy to handle, it comes with 3 ergonomic handles which allow a comfortable and secure grip during both usages on floors and walls.
- The constant and uniformly applied vibration does not damage the slab even in the most risky situations (for instance, when large holes and/or cuts have been previously performed on the slab).
- High vibration frequency (motor Rpm: 3000 at 50 Hz; 3600 at 60 Hz).
- Vibration level can be adjusted via mechanical removal of eccentrics.
- Single speed.
- Rigid PVC plate specifically designed to optimally transmit vibrations to the slab, thus ensuring the maximum effectiveness. Replaceable rectangular plate but with triangular point to easily reach the corners.
- Motor power: 25 Watt.

MODEL SPECIFICATIONS

| Part No. | Barcode | Lightning Bolt | Motor Symbol | Motor Icon | Motor Icon | PVC Plate Icon | Speedometer Icon | Speedometer Icon |
|----------------|---------------|----------------|--------------|------------|-------------|------------------------|------------------|------------------|
| 321 UE3 | 8050532010499 | 230 V 50/60 Hz | Single-phase | 25 W | 3000 / 3600 | 41x21 cm 16"x8 1/4" | 15 | 15 |
| 321 US3 | 8050532010505 | 110 V 60 Hz | | | 3600 | | - | - |
| 321 GB3 | 8050532010482 | 110 V 50 Hz | | | 3000 | | - | - |

DIMENSIONS AND WEIGHT

| Part No. | Box Icon | Weight Icon | Weight Icon | Dimensions Icon | Dimensions Icon | Weight Icon | Weight Icon |
|----------------------|----------|-------------|-------------|-----------------|-----------------|-------------|-------------|
| VOLPINO MkIII | 1 | 5,4 Kg | 11.9 lbs | 58x30xh 25cm | 23"x12"xh 10" | 6,1 Kg | 13.4 lbs |

ACCESSORIES


| Part No. | Barcode | Box Icon | Description | Weight Icon | Weight Icon | PVC Plate Icon | PVC Plate Icon | Weight Icon | Weight Icon |
|-----------------|---------------|----------|------------------------|-------------|-------------|----------------|----------------|-------------|-------------|
| 258V001A | 8050532008786 | 1 | PVC plate (spare part) | 0,6 Kg | 1.3 lbs | 41x21 cm | 16"x8 1/4" | 1,3 Kg | 2.8 lbs |



VIBRATORS AND ELECTRICAL BARS



LUPETTO



200LU01A
(accessory Lupetto)

TECHNICAL CHARACTERISTICS



150 W



25x45 cm



SPEED
SELECTOR

OPTIONAL



33 ROLLERS

PACKAGE



CARTON BOX

- For laying tiles in mud bed, using the vibration method.
- The high vibration frequency (8200 rounds/min.) enables the perfect levelling of the tiles and ensures the full bond of the mud to the tile.
- Ergonomic handle.

- Two vibration speeds: 6000/8200 rounds/min.
- Rectangular interchangeable plastic plate.
- Supplied with: transformer from 230/110 Volt to 42 Vol.

MODEL SPECIFICATIONS

| Part No. | | | | | | | |
|-----------------|---------------|-------------------|--------------|------|------|-------------------------|---|
| 116CC EU | 8024648084668 | 230/42 V 50/60 Hz | Single-phase | 90 W | 8200 | 25x45 cm 10"x17 3/4" | • |
| 116CC US | 8024648084675 | 110/42 V 60 Hz | | | 9800 | | • |
| 116CC GB | 8024648086709 | 110/42 V 50 Hz | | | 8200 | | • |

DIMENSIONS AND WEIGHT

| Part No. | | | | |
|----------------|---|--------------------|---------------------------------------|------------------|
| LUPETTO | 1 | 11,2 Kg 24.6 lbs | 60x30xh 25 cm 23 5/8"x11 7/8"xh 10" | 11,8 Kg 26 lbs |

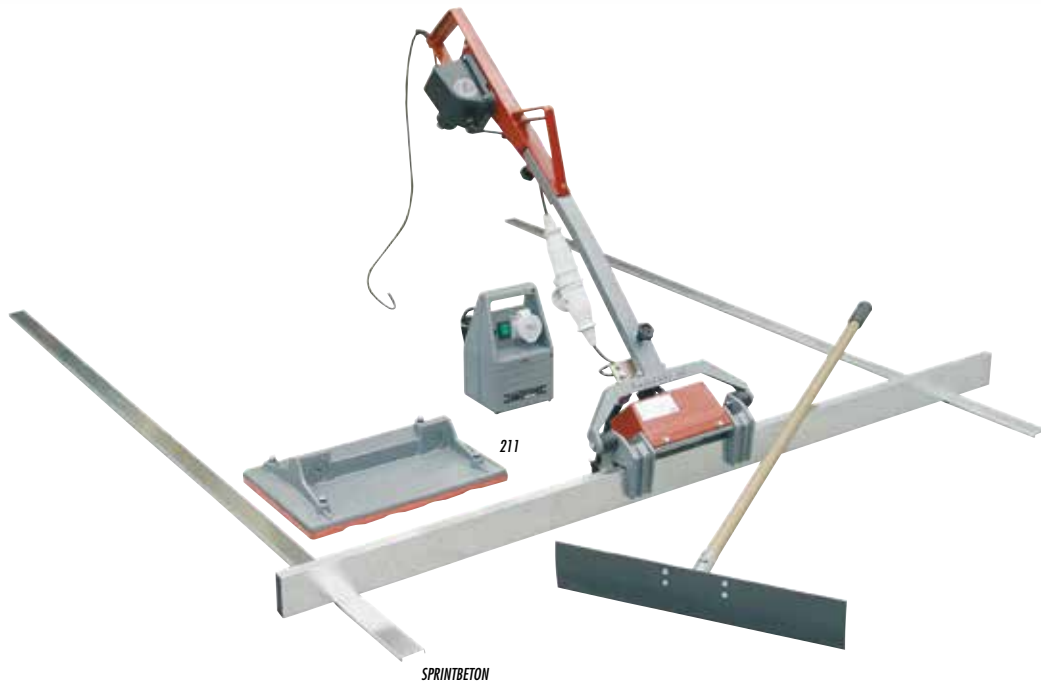
ACCESSORIES

| Part No. | | | Description | | | |
|-----------------|---------------|---|-----------------------------------|------------------|------------------------|------------------|
| 200LU01A | 8024648014467 | 1 | Complete rollers kit (spare part) | 13 Kg 28.6 lbs | 25x45 cm 10"x17 3/4" | 14 Kg 30.8 lbs |

VIBRATORS AND ELECTRICAL BARS



SPRINTBETON



SPRINTBETON

OPTIONAL



VIBRATING SURFACE

TECHNICAL CHARACTERISTICS



150 W

SPEED SELECTOR

PACKAGE



CARTON BOX

- For screeding mortar base and vibrating of tiles into mud beds.
- The screed bar can be replaced with an optional roller assembly to vibrate tiles into the mud bed.
- Low voltage motor assembly: 42 Volt.
- Supplied with: two aluminum bars 180 cm and 210 cm (70 7/8" and 82 5/8"), two steel shims

200 cm (78 3/8"), single mortarspreader 50 cm long (20"), transformer from 230/110 Volt to 42 Volt.

MODEL SPECIFICATIONS

| Part No. | Barcode | Box | Motor | Phase | Power | Speed | Bar | Weight | Dimensions | Weight |
|-----------------|---------------|-----|-------------------|--------------|-------|-------|-----------------------------------|---------------------|---|---------------------|
| 104CC EU | 8024648084521 | 1 | 230/42 V 50/60 Hz | Single-phase | 90 W | 8200 | 180 - 210 cm 70 7/8" - 82 5/8" | 25,6 Kg 56.4 lbs | 62x42xh 36 cm + 210x10xh 10 cm 24"x16"xh 14" + 82"x4"xh 4" | 27,7 Kg 61.1 lbs |
| 104CC US | 8024648084613 | 1 | 110/42 V 50/60 Hz | | | 9800 | | | | |

ALUMINUM BARS

| Part No. | Barcode | Box | Bar | Weight | Dimensions | Weight |
|-----------------|---------------|-----|----------------|--------|--|---------|
| 146ST01D | 8024648013774 | 1 | 180 cm 70 7/8" | 2,3 Kg | 180x8xh 3 cm 70 7/8"x3 1/8"xh 1 3/16" | 5.1 lbs |
| 146ST02D | 8024648013781 | 1 | 210 cm 82 5/8" | 2,7 Kg | 210x8xh 3 cm 82 5/8"x3 1/8"xh 1 3/16" | 6 lbs |
| 146ST03D | 8024648013798 | 1 | 250 cm 98 1/2" | 3,2 Kg | 250x8xh 3 cm 98 1/2"x3 1/8"xh 1 3/16" | 7.1 lbs |
| 146ST04D | 8024648013804 | 1 | 300 cm 118" | 3,8 Kg | 300x8xh 5 cm 118"x3 1/8"xh 1 3/16" | 8.4 lbs |

ACCESSORIES

| Part No. | Barcode | Box | Description | Weight | Dimensions | Weight |
|------------|---------------|-----|---|--------|--|---------|
| 145 | 8024648004840 | 1 | Steel shim 200 cm (78 3/4") | 1 Kg | 200x8xh 3 cm 78 3/4"x3 1/8"xh 1 3/16" | 2.2 lbs |
| 211 | 8024648013767 | 1 | Complete vibrating plate 30x45 cm (11 7/8"x17 3/4") | 5,9 Kg | 58x30xh 25 cm 23"x11 7/8"xh 10" | 13 lbs |



VIBRATORS AND ELECTRICAL BARS

FLOOR PREPARATION MACHINES



FLOOR PREPARATION MACHINES

| | |
|-----------------------|-----|
| IPERTITINA PLUS | i2 |
| IPERTITINA | i3 |
| MICROTITINA | i6 |
| MEGATITINA | i7 |
| MAXITITINA | i11 |
| SUPERTITINA | i12 |

ACCESSORIES FOR SINGLE ROTATING BRUSHES

| | |
|--|-----|
| ACCESSORIES FOR IPERTITINA PLUS AND IPERTITINA | i4 |
| ACCESSORIES FOR MAXITITINA AND SUPERTITINA | i13 |

TOOLS FOR SINGLE ROTATING BRUSHES

| | |
|--|-----|
| GEARED AND FREE-FLOATING PLANETARY | i5 |
| DIAMOND PADS WITH MAGNETIC ATTACHMENT | i9 |
| ZIRCONIUM ABRASIVE DISCS AND DIAMOND TOOLS | i8 |
| SUGGESTED SEQUENCES FOR POLISHING | i10 |
| BRUSHES WHIT NYLON, TINEX, STEEL AND VEGETABLE BRISTLES... i14 | |
| DISC HOLDERS AND FELT DISCS | i15 |
| DOUBLE FACE SILICON CARBIDE MESH, GROUTING, SPONGE DISCS AND STEEL DISCS..... | i16 |
| DISC HOLDER FOR ABRASIVE DISCS AND DOUBLE FACE ABRASIVE DISCS..... | i17 |
| ABRASIVE TOOLS..... | i18 |

Consisting in 6 different models of single-rotating-brush-machines and a wide range of accessories and tools, our range of products for surfaces preparation and treatment provides the proper solution for every need. This is valid both for medium and large surfaces as well as for smaller areas. The thousands possible combinations of machine, tools and accessories, makes the scope of our floor-preparation-machines portfolio almost unlimited: floor grouting, concrete, cement and natural stones restoring and polishing, adhesive removal, mortar-base smoothing, finishing, abrading, sanding, scarifying of cement, concrete, ceramic and porcelain tiles, wood, natural stones and much more.



IPERTITINA PLUS



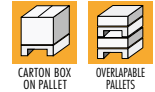
ACCESSORIES



TECHNICAL CHARACTERISTICS



PACKAGE



- Single rotating head for polishing and sanding surfaces, for restoring finish to marble and granite floors, for sanding wood floors, for smoothing of mortar base, for cleaning and treatment of Terracotta, for power grouting floors
- The oscillating motor assembly maximizes maneuverability and optimizes tools effectiveness.
- Telescopic handle with adjustable tilt.
- Magnetic Quick Change attachments, add on ballasts for extra weight, extra large water/liquid tank and dust sealing skirt are some of the features available.

- Double suction ports for dust extraction.
- Geared wheel for satellite tools available (increases RPM by a factor of 5x).
- 110 revolutions/min (135 for 60 Hz versions).
- Accommodates attachments with diameters from 49 cm (19 1/4") to 60 cm (23 5/8").
- Supplied with: hex key kit, user and maintenance manual.

MODEL SPECIFICATIONS

| Part No. | | | | | | | |
|---------------------|---------------|---|-------------|--------------|-----------------|------|-----|
| 108 BIL110 | 8024648000767 | 1 | 230 V 50 Hz | Single-phase | 3 HP / 2,2 kW | 2800 | 110 |
| 108 BIL110H6 | 8024648053718 | 1 | 230 V 60 Hz | Single-phase | 3 HP / 2,2 kW | 3360 | 132 |
| 108 BIL110GB | 8024648000781 | 1 | 110 V 50 Hz | Single-phase | 2,5 HP / 1,8 kW | 2800 | 110 |

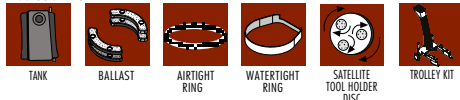
DIMENSIONS AND WEIGHT

| Model | | | | | | | | |
|------------------------|---|-------|---------|-----------------|---------------|---------------|---------------|---------------|
| IPERTITINA PLUS | 1 | 64 Kg | 141 lbs | 55x130xh 120 cm | 21"x51"xh 47" | 81x68x h 64cm | 32"x27"xh 25" | 74 Kg 163 lbs |

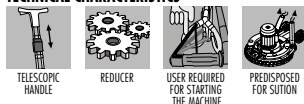




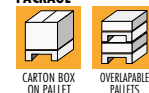
ACCESSORIES



TECHNICAL CHARACTERISTICS



PACKAGE



- Single rotating head for polishing and sanding surfaces, for restoring finish to marble and granite floors, for sanding wood floors, for smoothing of mortar base, for cleaning and treatment of Terracotta, for power grouting floors
- Telescopic handle with adjustable tilt.
- Magnetic Quick Change attachments, add on ballasts for extra weight, extra large water/liquid tank and dust sealing skirt are some of the features available.

- Double suction ports for dust extraction.
- Geared wheel for satellite tools available (increases RPM by a factor of 5x).
- 110 revolutions/min (135 for 60 Hz versions).
- Accommodates attachments with diameters from 49 cm (19 1/4") to 60 cm (23 5/8").
- Supplied with: hex key kit, user and maintenance manual.

MODEL SPECIFICATIONS

| Part No. | Barcode | Box | Lightning Bolt | M | Motor | Motor | Wheel |
|------------------|---------------|-----|----------------|--------------|-----------------|-------|-------|
| 108 110DK | 8024648037350 | 1 | 230 V 50 Hz | Single-phase | 3 HP / 2,2 kW | 2800 | 110 |
| 108 110H6 | 8024648015242 | 1 | 230 V 60 Hz | Single-phase | 3 HP / 2,2 kW | 3360 | 132 |
| 108 110GB | 8024648015266 | 1 | 110 V 50 Hz | Single-phase | 2,5 HP / 1,8 kW | 2800 | 110 |

DIMENSIONS AND WEIGHT

| Model | Box | Weight | Weight | Height | Width | Depth | Weight | Weight | |
|-------------------|-----|--------|-----------|---------------|---------------|---------------|---------------|--------|-----------|
| IPERTITINA | 1 | 46 Kg | 101.4 lbs | 53x73xh 80 cm | 21"x29"xh 31" | 81x68xh 64 cm | 32"x27"xh 25" | 56 Kg | 123.5 lbs |



ACCESSORIES FOR IPERTITINA PLUS AND IPERTITINA

MADE IN ITALY



121IP01A



121IP03A



361ASP3V



108GH02D



361ASP2V



361TUD40C



103PL



108KITBAS

ACCESSORIES FOR IPERTITINA PLUS AND IPERTITINA

- Suction ring: traps the airborne particles and increases the vacuum for virtually dustless sanding / grinding operations.
- Ballasts can be easily attached or detached to adjust the machine weight according to the application.
- Splash guard ring: contains the water during polishing applications. This water circulates inside the ring to flush and cool the diamond pads.

- Polypropylene tank capacity 16 liters (4.3 gals) equipped with device to adjust liquid supply.
- Ballasts can be easily attached or detached to adjust the machine weight according to the application.
- Polypropylene tank capacity 16 liters (4.3 gals) equipped with device to adjust liquid supply.
- Kit/trolley for transforming Iperitina into Iperitina Plus

| Part No. | Barcode | Box | Description | Weight | Dimensions | Weight | Dimensions |
|-----------|---------------|-----|--|-------------------|---------------|-------------------|-----------------------|
| 121IP01A | 8024648015327 | 1 | Suction ring | 760 gr / 25.7 oz | 68x66xh 10 cm | 2 Kg / 4.4 lbs | 26 3/4" x 26" x h 4" |
| 121IP03A | 8024648057068 | 1 | Liquid containment ring | 800 gr / 27 oz | 68x66xh 10 cm | 2.2 Kg / 4.8 lbs | 26 3/4" x 26" x h 4" |
| 361ASP3V | 8024648015594 | 1 | Connector Ø 50/44/40 mm for vacuum hose (2; 1 3/4"; 1 9/16") | 550 gr / 18.6 oz | 33x33xh 10 cm | 1 Kg / 2.2 lbs | 13" x 13" x h 4" |
| 361TUD40C | 8024648015600 | 2 | Vacuum hose Ø 40 mm (1 9/16"); 65 cm (25 9/16") length | 230 gr / 8 oz | 33x33xh 10 cm | 1 Kg / 2.2 lbs | 13" x 13" x h 4" |
| 361ASP2V | 8024648017376 | 1 | Connector for vacuum hose | 450 gr / 16 oz | 20x10xh 10 cm | 550 gr / 20 oz | 8" x 4" x h 4" |
| 108GH02D | 8024648015341 | 2 | 6 Kg (13.2 lbs) side ballast | 6,3 Kg / 13.9 lbs | 33x33xh 10 cm | 13 Kg / 28.7 lbs | 13" x 13" x h 4" |
| 103PL | 8024648015310 | 1 | Polypropylene tank capacity 16 liters (4.3 gals) | 4,2 Kg / 9.3 lbs | 62x42xh 36 cm | 6,3 Kg / 13.9 lbs | 24" x 16 1/2" x h 14" |
| 108KITBAS | 8024648000798 | 1 | Kit/trolley for transforming Iperitina into Iperitina Plus | 29 Kg / 63.9 lbs | 81x68xh 64 cm | 39 Kg / 86 lbs | 32" x 27" x h 25" |




FLOOR PREPARATION MACHINES



250PL6MONN



250PL3MONN



250PL4FO



501PD01A



501MV01C

GEARED AND FREE-FLOATING PLANETARY Ø 490 mm (19 5/16")

- Available in three versions: with 4 free-floating satellites, with 3 geared satellites, with 6 geared satellites.
- In the geared planetary, the tools spin in the opposite direction of plate rotation. The combined action reduces swirl marks and balances the torque from the machine's rotation.
- The gearing increases the satellite tool RPM by a factor of 5x.
- You can combine the 3 geared satellite heads (counter clockwise rotation) with 3 additional geared satellite heads (clockwise rotation) for a total of 6 heads or buy directly the 6 geared satellites planetary.
- The "quick clutch" flange allows for rapid changing of accessories (planetary, grout paddle, brush head, polishing, etc...).
- Changing the satellite tools is quick and easy thanks to the "magnetic" and/or "hook and loop" feature for attachments.
- The satellites of the geared planetary works very close to the walls (1 cm - 3/8").

| Part No. | | | Description | | | | |
|-------------------|---------------|---|---|---------|----------|---------------|----------------------|
| 250PL4FO | 8024648015532 | 1 | Planetary Ø490mm with 4 free floating satellites Ø 100mm (4") | 8,5 Kg | 18.7 lbs | 53x53xh 10 cm | 20 7/8"x20 7/8"xh 4" |
| 250PL3MONN | 8024648066725 | 1 | Planetary Ø 490mm with 3 geared satellites Ø 100 mm (4") | 12 Kg | 26.5 lbs | | |
| 250PL6MONN | 8024648066732 | 1 | Planetary Ø 490mm with 6 geared satellites Ø 100 mm (4") | 15,5 Kg | 34 lbs | | |
| 501PD01A | 8024648015570 | 1 | Ø 100mm (4") hook and loop / mousse disc holder | 250 gr | 8.5 oz | - | - |
| 501MV01C | 8024648015587 | 1 | Ø 100mm (4") disc mousse / hook and loop | 10 gr | 0.4 oz | - | - |

| Part No. | Description | | 108 55DK | 108 55H6 | 108 55GB | 108 55US | 108 110DK | 108 110H6 | 108 110H6 | 108 110US | 108 255 | 108 255H6 | 108 255GB | 108 255US |
|-------------------|--|--|----------|----------|----------|----------|-----------|-----------|-----------|-----------|---------|-----------|-----------|-----------|
| 250PL3MONN | Planetary with 3 geared satellites Ø 100 mm (4") | | 1400 | 1680 | 1400 | 1680 | 2800 | 3360 | 2800 | 3360 | 2800 | 3360 | 2800 | 3360 |
| | | | 55 | 66 | 55 | 66 | 110 | 132 | 110 | 132 | 255 | 300 | 255 | 300 |
| 250PL6MONN | Planetary with 6 geared satellites Ø 100 mm (4") | | 275 | 330 | 275 | 330 | 550 | 660 | 550 | 660 | 1275 | 1500 | 1275 | 1500 |
| | | | | | | | | | | | | | | |



MICROTITINA



MICROTITINA FULL ACCESSORIES



ACCESSORIES



TANK



BALLAST



14MA ATTACHMENT

TECHNICAL CHARACTERISTICS



MICROMETRIC LIFT



BELT TRANSMISSION



LEGS WITH WHEELS



TELESCOPIC LEGS



VELCRO ATTACHMENT



MAGNETIC ATTACHMENT

PACKAGE



CARTON BOX

FLOOR PREPARATION MACHINES

- Handy and powerful polishing machine for completing jobs in those areas which are otherwise not accessible for big and medium sized machines.
- Small dimension and light weight make the machine easy to use and to carry.
- Light and versatile it is perfect for performing reparation/restoration jobs as well as for grinding, finishing, polishing and crystallizing small areas such as steps, corners, "under-heaters" (minimum required height for underheaters: 100 mm - 4" - plus the tool thickness). Furthermore it is ideal for finishing treatments close to walls.
- According to needs, it can be used with short or long handles for working in upright position.
- It is provided with telescopic trolley for working on steps/stairs.
- Micrometric height adjustment with level bubble included.
- It fits tools with magnetic, "Velcro" and screw 14MA attachment (adapter for 14MA as accessory).
- Suitable for tools with diameter from Ø 100 mm (4") up to Ø 130 mm (5 1/8").
- Extra weight can be added thanks to the 5,9 Kg (6.4 lbs) ballast (accessory).
- Polypropylene liquid tank 12 lt (3.2 gal) available (accessory).
- Supplied with: user and maintenance manual, pair of short handles, pair of long handles, liquid protection ring, adapter for magnetic attachment tools, adapter for "Velcro" attachment with soft rubber shock absorber, key kit.

MODEL SPECIFICATIONS


| Part No. | Barcode | Box | Lightning Bolt | M | Motor | Motor | Wheels |
|------------------|---------------|-----|----------------|--------------|-----------------|-------|--------|
| 206 | 8024648006561 | 1 | 230V 50 Hz | Single-phase | 1,5 HP / 1,1 kW | 2800 | 4500 |
| 206 110GB | 8024648065964 | 1 | 110V 50 Hz | Single-phase | 1,3 HP / 1 kW | 2800 | 4500 |
| 206 110US | 8024648065971 | 1 | 110V 60 Hz | Single-phase | 1,3 HP / 1 kW | 3360 | 5400 |

DIMENSIONS AND WEIGHT

| Model | Dimensions | Weight | Weight | Dimensions | Dimensions | Weight | Weight | |
|--------------------|-------------|------------------|--------|------------|---------------|-------------------|--------|----------|
| MICROTITINA | 53x40x33 cm | 21"x15 3/4"xh13" | 23 Kg | 50.7 lbs | 75x50xh 43 cm | 29 1/2"x20"xh 17" | 26 Kg | 57.3 lbs |

ACCESSORIES

| Part No. | Barcode | Box | Description | Dimensions | Dimensions | Weight | Weight |
|-----------------|---------------|-----|--|---------------|--------------------------|--------|---------|
| 219ZV01A | 8024648064578 | 1 | Ballasts kit 5,9 Kg (13 lbs) | 40x40xh 17 cm | 15 3/4"x15 3/4"xh 6 5/8" | 6,8 Kg | 15 lbs |
| 206FE01A | 8024648064035 | 1 | Adapter for tools with 14MA screw attachment | 27x15xh 10 cm | 10 5/8"x6"xh 4" | 0,7 Kg | 1.5 lbs |
| 103 M | 8024648064417 | 1 | Polypropylene tank 12 litres (3.17 gal) | 58x30xh 37 cm | 23"x11 7/8"xh 15" | 4 Kg | 8.8 lbs |
| 501PD02A | 8024648065285 | 1 | Ø 103 mm (4 1/16") disc velcro/mousse | 10x10xh 5 cm | 4"x4"xh 2" | 0,4 Kg | 0.9 lbs |

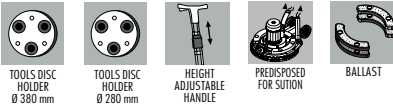




334 HT400V

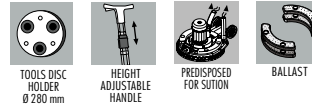
334 HT230V

TECHNICAL CHARACTERISTICS MEGATITINA 400V



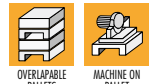
- Single-disc/head machine ideal both for scratching porcelain surfaces (but also marble, resin, concrete, etc.) as well as for sanding and smoothing irregular surfaces.
- Tiltable motor assembly for easy maneuverability and to optimize tools action.
- Handle with adjustable height and oscillating grips for operator's maximum comfort.
- Available in two versions:
 - 400 V three-phase (3P + T 16A plug) with Ø 380 mm and Ø 280 mm disc holder for segments.
 - 230 V single-phase with Ø 280 mm disc holder for segments.
- Suction port for dust extraction.
- Disc holders are suitable for tools with "Frankfurt" mounting interface (maximum 6).

TECHNICAL CHARACTERISTICS MEGATITINA 230V



- Sliding wheels and sliding handle, in combination with the disk guard which is adaptable to any situation, allow the machine to work very close to walls.
- It comes equipped with 2 ballast units (weighting 3 Kg each): they can be freely positioned next to the motor unit, behind the handle or, alternatively, be completely removable to adjust the amount of pressure to be applied on the surface.
- Folding handle for taking up a minimum amount of space and easy transportation.
- Motor assembly can be removed from the machine frame.
- It comes supplied with: ballast kit, wrench/tool set, segment / tool disc holder Ø 280 mm, segment / tool disc holder Ø 380 mm (only for 400 V version), use and maintenance manual.

PACKAGE



MODEL SPECIFICATIONS

| | | | | | | | | |
|-------------------|---------------|---|------------|--------------|--------------|-----------------|------|------|
| Part No. | | | | | | | | |
| 334 HT400V | 8050532005938 | 1 | 400V 50 Hz | ● 3P+E / 16A | Three-phase | 4 HP / 3 kW | 1400 | 1400 |
| 334 HT230V | 8050532005921 | 1 | 230V 50 Hz | ● 2P+E / 16A | Single-phase | 3,4 HP / 2,5 kW | 1400 | 1400 |

DIMENSIONS AND WEIGHT

| | | | | |
|------------------------|-----------------|--------------------|-------------------|-------------------------|
| Model | | | | |
| MEGATITINA 400V | 63x150x h 90 cm | 25"x59"x h 35 1/2" | 70 Kg / 154.3 lbs | 90,5x72,5x h 89 cm |
| MEGATITINA 230V | | | 67 Kg / 147.7 lbs | 35 5/8"x 28 1/2"x h 35" |



ZIRCONIUM ABRASIVE DISCS AND DIAMOND TOOLS

MADE IN ITALY



274CV100G24 274CV100G40 274CV100G60 274CV100G80
274CV100G100 274CV100G120



250PSDA



250P24G



250P48R



250P24GRCK



250P200N



250P01D



250P01PCD



250P01P24G



250P01P48R



250P01P24B

NEW

- The zirconium abrasive discs Ø 115 mm (4 1/2") must be used only with planetary (free floating or geared).
- The zirconium abrasive discs Ø 115 mm (4 1/2") allow the finishing / polishing of parquet, wood flooring, cement, marble, etc...
- The disk with diamond segments (grain 24/48) allows to remove / roughen surfaces in cement, marble, granite, porcelain, dry adhesives, etc.
- The disk with polycrystalline segments allows dry removal of surface layers of resins, varnishes, residues of gummy adhesives for carpets, linoleum, etc.

ZIRCONIUM ABRASIVE DISCS WITH VELCRO ATTACHMENT

| Part No. | Barcode | Box | Description | Disc | Grain | Dimensions | Attachment | Weight |
|--------------|---------------|-----|---|-----------------|-------|--------------|------------|----------------|
| 274CV100G24 | 8024648015617 | 24 | Zirconium abrasive discs with Velcro attachment | 115 mm - 4 1/2" | 24 | 10x10xh 5 cm | 4"x4"xh 2" | 0,5 Kg 16.9 oz |
| 274CV100G40 | 8024648015624 | 24 | Zirconium abrasive discs with Velcro attachment | 115 mm - 4 1/2" | 40 | 10x10xh 5 cm | 4"x4"xh 2" | 0,5 Kg 16.9 oz |
| 274CV100G60 | 8024648015631 | 24 | Zirconium abrasive discs with Velcro attachment | 115 mm - 4 1/2" | 60 | 10x10xh 5 cm | 4"x4"xh 2" | 0,4 Kg 13.2 oz |
| 274CV100G80 | 8024648015648 | 24 | Zirconium abrasive discs with Velcro attachment | 115 mm - 4 1/2" | 80 | 10x10xh 5 cm | 4"x4"xh 2" | 0,4 Kg 13.2 oz |
| 274CV100G100 | 8024648015938 | 24 | Zirconium abrasive discs with Velcro attachment | 115 mm - 4 1/2" | 100 | 10x10xh 5 cm | 4"x4"xh 2" | 0,3 Kg 10.1 oz |
| 274CV100G120 | 8024648015655 | 24 | Zirconium abrasive discs with Velcro attachment | 115 mm - 4 1/2" | 120 | 10x10xh 5 cm | 4"x4"xh 2" | 0,3 Kg 10.1 oz |

DISC HOLDER FOR DIAMOND SEGMENTS

| Part No. | Barcode | Box | Description | Disc | Weight | Dimensions | Attachment |
|----------|---------------|-----|--|------------|-----------------|---------------|--------------|
| 250PSDA | 8024648060259 | 1 | Disc holder for diamond segments (segments not included) | 530 mm 21" | 6,2 Kg 13.7 lbs | 53x53xh 10 cm | 21"x21"xh 4" |

FRANKFURT HOLDER

| Part No. | Barcode | Box | Description | Weight | Dimensions | Attachment |
|----------|---------------|-----|-----------------------------|--------------|-------------|-------------------|
| 250P01D | 8024648075550 | 6 | Frankfurt holder 37x70x6 mm | 61 gr 2.2 oz | 13x9xh 7 cm | 5"x3 1/2"x 2 3/4" |

DIAMOND TOOLS FRANKFURT/SCREW ATTACHMENT

| Part No. | Barcode | Box | Description | Grain | Applications | Dimensions | Attachment | Weight |
|------------|---------------|-----|---------------------------------------|-------|--|-------------|-------------------|----------------|
| 250P24G | 8024648060266 | 12 | Diamond segment 10x40xh10mm | 24 | For roughing, removing medium dry cement | 13x9xh 7 cm | 5"x3 1/2"x 2 3/4" | 1,9 Kg 4.1 lbs |
| 250P24GRCK | 8024648075246 | 12 | Diamond segment 10x40xh10mm | 24 | For very abrasive cement | 13x9xh 7 cm | 5"x3 1/2"x 2 3/4" | 1,9 Kg 4.1 lbs |
| 250P48R | 8024648060754 | 12 | Diamond segment 10x40xh10mm | 48 | For pre-finishing medium cement | 13x9xh 7 cm | 5"x3 1/2"x 2 3/4" | 1,9 Kg 4.1 lbs |
| 250P200N | 8024648074591 | 12 | Diamond segment 10x40xh10mm | 200 | For finishing cement | 13x9xh 7 cm | 5"x3 1/2"x 2 3/4" | 1,9 Kg 4.1 lbs |
| 250P01P24G | 8050532003835 | 3 | Diamond segment Frankfurt 10x40xh10mm | 24 | For roughing, removing medium dry cement | 13x9xh 7 cm | 5"x3 1/2"x 2 3/4" | 700 gr 24.7 oz |
| 250P01P24B | 8050532008915 | 3 | Diamond segment Frankfurt 10x40xh12mm | 24 | For very abrasive cement | 13x9xh 7 cm | 5"x3 1/2"x 2 3/4" | 690 gr 24.3 oz |
| 250P01P48R | 8050532005914 | 3 | Diamond segment Frankfurt 10x40xh10mm | 48 | For pre-finishing medium cement | 13x9xh 7 cm | 5"x3 1/2"x 2 3/4" | 690 gr 24.3 oz |
| 250P01PCD | 8024648076809 | 3 | Polycrystalline tool Frankfurt | - | For removing | 13x9xh 7 cm | 5"x3 1/2"x 2 3/4" | 410 gr 14.5 oz |

ACCESSORIES/MACHINES COMBINATIONS

| Part No. | Description | MEGATTINA | IPERTITINA PLUS | IPERTITINA | MAXITITINA | SUPERTITINA | MICROTTITINA |
|--------------|---|-----------|-----------------|------------|------------|-------------|--------------|
| 274CV100G24 | Zirconium abrasive discs Ø 115 mm (4 1/2") with Velcro attachment – grain 24 | - | • | • | - | - | • |
| 274CV100G40 | Zirconium abrasive discs Ø 115 mm (4 1/2") with Velcro attachment – grain 40 | - | • | • | - | - | • |
| 274CV100G60 | Zirconium abrasive discs Ø 115 mm (4 1/2") with Velcro attachment – grain 60 | - | • | • | - | - | • |
| 274CV100G80 | Zirconium abrasive discs Ø 115 mm (4 1/2") with Velcro attachment – grain 80 | - | • | • | - | - | • |
| 274CV100G100 | Zirconium abrasive discs Ø 115 mm (4 1/2") with Velcro attachment – grain 100 | - | • | • | - | - | • |
| 274CV100G120 | Zirconium abrasive discs Ø 115 mm (4 1/2") with Velcro attachment – grain 120 | - | • | • | - | - | • |
| 250PSDA | Disc holder for diamond segments (segments not included) Ø 530 mm (21") | - | • | • | • | - | - |
| 250P24G | Diamond segment 10x40xh 10 mm grain 24 | - | • | • | • | - | - |
| 250P24GRCK | Diamond segment 10x40xh 10 mm grain 24 | - | • | • | • | - | - |
| 250P48R | Diamond segment 10x40xh 10 mm grain 48 | - | • | • | • | - | - |
| 250P200N | Diamond segment 10x40xh 10 mm grain 200 | - | • | • | • | - | - |
| 250P01D | Frankfurt holder 37x70x6 mm | • | - | - | - | - | - |
| 250P01PCD | Polycrystalline tool Frankfurt 37x70xh 6mm | • | • | • | • | - | - |
| 250P01P24G | Diamond segment Frankfurt 10x40xh 10 mm grain 24 | • | - | - | - | - | - |
| 250P01P24R | Diamond segment Frankfurt 10x40xh 10 mm grain 48 | • | - | - | - | - | - |



DIAMOND PADS FOR IPERTITINA AND MICROTITINA WITH MAGNETIC ATTACHMENT

MADE IN ITALY



- The metal-bounded and resin-bounded diamond pads are available in several grits and allow the polishing and refinishing of marble, granite, terrazzo, "venetian" floors, cement, etc. . .
- The metal-bounded diamond pads (with diamond segments) allow the roughing / grinding

- of porcelain tiles, marble, granite, cement, etc. . .
- Changing the satellite tools is quick, easy and safe thanks to the "magnetic" attachments.
- Diamond pads must be used with the geared planetary only (3 or 6 satellites).

METAL-BOUNDED DIAMOND PADS WITH MAGNETIC ATTACHMENT

| Part No. | | | Description | | | | |
|--------------|---------------|---|--------------------------------------|---------------|---------|---------------------------------------|----------------|
| 274DG040/050 | 8024648056832 | 3 | Metal-bounded diam. pads - mag. att. | 115 mm 4 1/2" | 40/50 | 12x12x h 7 cm 4 3/4"x4 3/4"x h 2 3/4" | 1,7 Kg 3.7 lbs |
| 274DG100/120 | 8024648056849 | 3 | Metal-bounded diam. pads - mag. att. | 115 mm 4 1/2" | 100/120 | 12x12x h 7 cm 4 3/4"x4 3/4"x h 2 3/4" | 1,7 Kg 3.7 lbs |
| 274DM040/050 | 8024648056979 | 3 | Metal-bounded diam. pads - mag. att. | 115 mm 4 1/2" | 40/50 | 12x12x h 7 cm 4 3/4"x4 3/4"x h 2 3/4" | 1,7 Kg 3.7 lbs |
| 274DM100/120 | 8024648057976 | 3 | Metal-bounded diam. pads - mag. att. | 115 mm 4 1/2" | 100/120 | 12x12x h 7 cm 4 3/4"x4 3/4"x h 2 3/4" | 1,7 Kg 3.7 lbs |
| 274DC040/050 | 8024648056818 | 3 | Metal-bounded diam. pads - mag. att. | 115 mm 4 1/2" | 40/50 | 12x12x h 7 cm 4 3/4"x4 3/4"x h 2 3/4" | 1,7 Kg 3.7 lbs |
| 274DC100/120 | 8024648056825 | 3 | Metal-bounded diam. pads - mag. att. | 115 mm 4 1/2" | 100/120 | 12x12x h 7 cm 4 3/4"x4 3/4"x h 2 3/4" | 1,7 Kg 3.7 lbs |

RESIN-BOUNDED DIAMOND PADS CR TYPE WITH MAGNETIC ATTACHMENT

| Part No. | | | Description | | | | |
|-------------|---------------|---|---|---------------|-----|---------------------------------------|--------------|
| 274DTCR0030 | 8024648057570 | 3 | Resin-bounded diam. pads - mag. att. CR | 115 mm 4 1/2" | 30 | 12x12x h 7 cm 4 3/4"x4 3/4"x h 2 3/4" | 1,4 Kg 3 lbs |
| 274DTCR0075 | 8024648057587 | 3 | Resin-bounded diam. pads - mag. att. CR | 115 mm 4 1/2" | 75 | 12x12x h 7 cm 4 3/4"x4 3/4"x h 2 3/4" | 1,4 Kg 3 lbs |
| 274DTCR0150 | 8024648057594 | 3 | Resin-bounded diam. pads - mag. att. CR | 115 mm 4 1/2" | 150 | 12x12x h 7 cm 4 3/4"x4 3/4"x h 2 3/4" | 1,4 Kg 3 lbs |

RESIN-BOUNDED DIAMOND PADS EPK TYPE WITH MAGNETIC ATTACHMENT

| Part No. | | | Description | | | | |
|-------------|---------------|---|--|---------------|------|---------------------------------------|--------------|
| 274DTPK0050 | 8024648057600 | 3 | Resin-bounded diam. pads - mag. att. EPK | 115 mm 4 1/2" | 50 | 12x12x h 7 cm 4 3/4"x4 3/4"x h 2 3/4" | 1,4 Kg 3 lbs |
| 274DTPK0120 | 8024648057617 | 3 | Resin-bounded diam. pads - mag. att. EPK | 115 mm 4 1/2" | 120 | 12x12x h 7 cm 4 3/4"x4 3/4"x h 2 3/4" | 1,4 Kg 3 lbs |
| 274DTPK0220 | 8024648057624 | 3 | Resin-bounded diam. pads - mag. att. EPK | 115 mm 4 1/2" | 220 | 12x12x h 7 cm 4 3/4"x4 3/4"x h 2 3/4" | 1,4 Kg 3 lbs |
| 274DTPK0400 | 8024648057631 | 3 | Resin-bounded diam. pads - mag. att. EPK | 115 mm 4 1/2" | 400 | 12x12x h 7 cm 4 3/4"x4 3/4"x h 2 3/4" | 1,4 Kg 3 lbs |
| 274DTPK0600 | 8024648057648 | 3 | Resin-bounded diam. pads - mag. att. EPK | 115 mm 4 1/2" | 600 | 12x12x h 7 cm 4 3/4"x4 3/4"x h 2 3/4" | 1,4 Kg 3 lbs |
| 274DTPK0800 | 8024648057655 | 3 | Resin-bounded diam. pads - mag. att. EPK | 115 mm 4 1/2" | 800 | 12x12x h 7 cm 4 3/4"x4 3/4"x h 2 3/4" | 1,4 Kg 3 lbs |
| 274DTPK1800 | 8024648057716 | 3 | Resin-bounded diam. pads - mag. att. EPK | 115 mm 4 1/2" | 1800 | 12x12x h 7 cm 4 3/4"x4 3/4"x h 2 3/4" | 1,4 Kg 3 lbs |
| 274DTPK3500 | 8024648057679 | 3 | Resin-bounded diam. pads - mag. att. EPK | 115 mm 4 1/2" | 3500 | 12x12x h 7 cm 4 3/4"x4 3/4"x h 2 3/4" | 1,4 Kg 3 lbs |

RESIN-BOUNDED DIAMOND PADS EPR TYPE WITH MAGNETIC ATTACHMENT

| Part No. | | | Description | | | | |
|-------------|---------------|---|--|---------------|-----|---------------------------------------|--------------|
| 274DTPR0030 | 8024648057686 | 3 | Resin-bounded diam. pads - mag. att. EPR | 115 mm 4 1/2" | 30 | 12x12x h 7 cm 4 3/4"x4 3/4"x h 2 3/4" | 1,4 Kg 3 lbs |
| 274DTPR0080 | 8024648057693 | 3 | Resin-bounded diam. pads - mag. att. EPR | 115 mm 4 1/2" | 80 | 12x12x h 7 cm 4 3/4"x4 3/4"x h 2 3/4" | 1,4 Kg 3 lbs |
| 274DTPR0180 | 8024648057709 | 3 | Resin-bounded diam. pads - mag. att. EPR | 115 mm 4 1/2" | 180 | 12x12x h 7 cm 4 3/4"x4 3/4"x h 2 3/4" | 1,4 Kg 3 lbs |
| 274DTPR0600 | 8024648057716 | 3 | Resin-bounded diam. pads - mag. att. EPR | 115 mm 4 1/2" | 600 | 12x12x h 7 cm 4 3/4"x4 3/4"x h 2 3/4" | 1,4 Kg 3 lbs |
| 274DTPR1800 | 8024648057723 | 3 | Resin-bounded diam. pads - mag. att. EPR | 115 mm 4 1/2" | 800 | 12x12x h 7 cm 4 3/4"x4 3/4"x h 2 3/4" | 1,4 Kg 3 lbs |

LIQUIDS AND POWDERS

| Part No. | | | Description | | | | |
|--------------|---------------|---|--|--|--|---|-----------------|
| 130CRISTB5LT | 8024648074676 | 1 | Crystallizing liquid for marble and cement (tank capacity liters 5 / 1.32 gal) | | | 35x27xh 31 cm 13 3/4"x10 5/8"xh 12 1/4" | 6,5 Kg 14.3 lbs |
| 130CRISTPG | 8024648057952 | 1 | Polishing powder for granite (bucket capacity 5 Kg / 11 lbs) | | | 26x26x h 26 cm 10"x10"xh 10" | 5,8 Kg 12.8 lbs |
| 130CRISTPM | 8024648057969 | 1 | Polishing powder for marble and cement (bucket capacity 5 Kg / 11 lbs) | | | 26x26x h 26 cm 10"x10"xh 10" | 5,8 Kg 12.8 lbs |
| 130IND ASLT | 8024648086914 | 1 | Hardener liquid for cement (tank capacity liters 5 lt / 1.32 gal) | | | 35x27xh 31 cm 13 3/4"x10 5/8"xh 12 1/4" | 6,5 Kg 14.3 lbs |

SUGGESTED SEQUENCES FOR POLISHING

GRANITE (WET TREATMENT ONLY)

| ROUGHING | | POLISHING | | | | | | | | POLISHING |
|--------------|--------------|-------------|-------------|-------------|-------------|-------------|-------------|-------------|-------------|------------|
| 274DG040/050 | 274DG100/120 | 274DTCR0030 | 274DTCR0075 | 274DTCR0150 | 274DTPR0180 | 274DTPK0220 | 274DTPK0400 | 274DTPK0800 | 274DTPK1800 | 130CRISTPG |
| 40/50 | 100/120 | 30 | 75 | 150 | 180 | 220 | 400 | 800 | 1800 | POWDER |

MARBLE (WET TREATMENT ONLY)

| ROUGHING | | POLISHING | | | | | | | | POLISHING |
|--------------|--------------|-------------|-------------|-------------|-------------|-------------|-------------|---|---|--------------|
| 274DM040/050 | 274DM100/120 | 274DTPK0050 | 274DTPK0120 | 274DTPK0400 | 274DTPK0800 | 274DTPK1800 | 274DTPK3500 | - | - | 130CRISTB5LT |
| 40/50 | 100/120 | 50 | 120 | 400 | 800 | 1800* | 3500* | - | - | LIQUID |

*These grains are recommended for dark marbles only.

TERRAZZO/AGGLOMERATES (WET TREATMENT)

| ROUGHING | | POLISHING I° STEP | | | | POLISHING II° STEP | | | | CRYSTALLIZATION |
|--------------|--------------|-------------------|-------------|-------------|----------|--------------------|-------------|-------------|-------------|-----------------|
| 274DC040/050 | 274DC100/120 | 274DTPR0030 | 274DTPR0080 | 274DTPR0180 | 130IND A | 274DTPK0220 | 274DTPK0600 | 274DTPK1800 | 274DTPK3500 | 130CRISTB5LT |
| 40/50 | 100/120 | 30 | 80 | 180 | HARDENER | 220 | 600 | 1800 | 3500* | LIQUID |

*Grane necessarie solo per materiali scuri.

TERRAZZO/AGGLOMERATES (DRY TREATMENT)

| ROUGHING | | POLISHING I° STEP | | | | POLISHING II° STEP | | | | CRYSTALLIZATION |
|--------------|--------------|-------------------|-------------|-------------|----------|--------------------|-------------|---|---|-----------------|
| 274DC040/050 | 274DC100/120 | 274DTPR0030 | 274DTPR0080 | 274DTPR0180 | 130IND A | 274DTPR0600 | 274DTPR1800 | - | - | 130CRISTB5LT |
| 40/50 | 100/120 | 30 | 80 | 180 | HARDENER | 600 | 1800 | - | - | LIQUID |

CEMENT LAYERED WITH QUARTZ (WET TREATMENT)

| ROUGHING | | POLISHING I° STEP | | | POLISHING II° STEP | | | | | CRYSTALLIZATION |
|----------|---|-------------------|-------------|----------|--------------------|-------------|---|---|---|-----------------|
| - | - | 274DTPR0080 | 274DTPR0180 | 130IND A | 274DTPK0600 | 274DTPK1800 | - | - | - | 130CRISTB5LT |
| - | - | 80 | 180 | HARDENER | 600 | 1800 | - | - | - | LIQUID |

CEMENT LAYERED WITH QUARTZ (DRY TREATMENT)

| ROUGHING | | POLISHING I° STEP | | | POLISHING II° STEP | | | | | CRYSTALLIZATION |
|----------|---|-------------------|-------------|----------|--------------------|-------------|---|---|---|-----------------|
| - | - | 274DTPR0080 | 274DTPR0180 | 130IND A | 274DTPR0600 | 274DTPR1800 | - | - | - | 130CRISTB5LT |
| - | - | 80 | 180 | HARDENER | 600 | 1800 | - | - | - | LIQUID |

CEMENT (WET TREATMENT)

| ROUGHING | | POLISHING I° STEP | | | | POLISHING II° STEP | | | | | CRYSTALLIZATION |
|--------------|--------------|-------------------|-------------|-------------|----------|--------------------|-------------|-------------|---|---|-----------------|
| 274DC040/050 | 274DC100/120 | 274DTPR0030 | 274DTPR0080 | 274DTPR0180 | 130IND A | 274DTPK0600 | 274DTPK1800 | 274DTPK3500 | - | - | 130CRISTB5LT |
| 40/50 | 100/120 | 30 | 80 | 180 | HARDENER | 600 | 1800 | 3500 | - | - | LIQUID |

CEMENT (DRY TREATMENT)

| ROUGHING | | POLISHING I° STEP | | | | POLISHING II° STEP | | | | | CRYSTALLIZATION |
|--------------|--------------|-------------------|-------------|-------------|----------|--------------------|-------------|---|---|---|-----------------|
| 274DC040/050 | 274DC100/120 | 274DTPR0030 | 274DTPR0080 | 274DTPR0180 | 130IND A | 274DTPR0600 | 274DTPR1800 | - | - | - | 130CRISTB5LT |
| 40/50 | 100/120 | 30 | 80 | 180 | HARDENER | 600 | 1800 | - | - | - | LIQUID |





ACCESSORIES



TANK



BALLAST

TECHNICAL CHARACTERISTICS



TELESCOPIC HANDLE



REDUCER



USER REQUIRED FOR STARTING THE MACHINE



SPEED SELECTOR

PACKAGE



CARTON BOX

- Single rotating brush for grouting of floors with joints, for smoothing of mortar base,
- Dual rotation speeds 55/110 revolutions/min (66/132 for 60 Hz versions).
- For polishing and sanding surfaces, for cleaning and treatment of Terracotta.
- Accommodates attachments with diameters from 45 cm (17 3/4") to 60 cm (23 5/8").

- Telescopic handle with adjustable tilt.
- Supplied with: hex key kit, user and maintenance manual.
- Quick Change tools.

MODEL SPECIFICATIONS

| Part No. | | | | | | | |
|-----------------|---------------|---|-------------|--------------|-----------------|-------------|----------|
| 219 | 8024648004697 | 1 | 230 V 50 Hz | Single-phase | 1,2 HP / 0,9 kW | 1400 / 2800 | 55 / 110 |
| 219 60HZ | 8024648009760 | 1 | 230 V 60 Hz | Single-phase | 1,2 HP / 0,9 kW | 1680 / 3360 | 66 / 132 |
| 219GB110 | 8024648004727 | 1 | 110 V 50 Hz | Single-phase | 1,2 HP / 0,9 kW | 1400 / 2800 | 55 / 110 |
| 219US115 | 8024648004734 | 1 | 110 V 60 Hz | Single-phase | 1,2 HP / 0,9 kW | 1680 / 3360 | 66 / 132 |

DIMENSIONS AND WEIGHT

| Model | | | | | | | | |
|-----------------|---------------|---------------|-------|--------|---------------|-------------------|-------|--------|
| MAXITINA | 50x60xh 80 cm | 20"x23"xh 31" | 26 Kg | 57 lbs | 75x50xh 43 cm | 29 1/2"x20"xh 17" | 29 Kg | 64 lbs |



SUPERTITINA



ACCESSORIES



TANK



BALLAST

TECHNICAL CHARACTERISTICS



TELESCOPIC HANDLE



REDUCER



USER REQUIRED FOR STARTING THE MACHINE



SPEED SELECTOR

PACKAGE



CARTON BOX

- Single rotating brush for grouting of floors with joints, for smoothing of mortar base, for polishing and sanding surfaces, for cleaning and treatment of Terracotta.
- Telescopic handle with adjustable tilt.
- Quick Change tools.
- Dual rotation speeds 55/110 rounds/min (66/132 for 60 Hz versions).
- For use with tools with a diameter from 40 cm (15 3/4") to 51

MODEL SPECIFICATIONS

| Part No. | | | | | | | |
|-----------------|---------------|---|-------------|--------------|-----------------|-------------|----------|
| 122 | 8024648004680 | 1 | 230 V 50 Hz | Single-phase | 0,8 HP / 0,6 kW | 1400 / 2800 | 55 / 110 |
| 122GB110 | 8024648004703 | 1 | 110 V 50 Hz | Single-phase | 0,8 HP / 0,6 kW | 1400 / 2800 | 55 / 110 |

DIMENSIONS AND WEIGHT

| Model | | | | | | | |
|--------------------|---------------|---------------|-------|----------|---------------|-------------------|----------------|
| SUPERTITINA | 50x60xh 80 cm | 20"x23"xh 31" | 23 Kg | 50.7 lbs | 75x50xh 43 cm | 29 1/2"x20"xh 17" | 26 Kg 57.3 lbs |





103 SM



219ZV00A



219ZV02D



- Polypropylene tank capacity 12 liters (3.2 gals) equipped with device to adjust liquid supply.
- Ballasts for increasing weight. It is possible to mount up to two additional ballasts (weight Kg 3,5 / 7.7 lbs each) on the main-support ballast (weight Kg 6,8 / 14.9 lbs).

POLYPROPYLENE TANK EQUIPPED WITH DEVICE TO ADJUST LIQUID SUPPLY FOR MAXITITINA AND SUPERTITINA

| Part No. | Barcode | Box | Description | Weight | Dimensions | Weight |
|----------|---------------|-----|--|----------------|-------------------------------|------------------|
| 103 SM | 8024648058454 | 1 | Polypropylene tank capacity 12 liters (3.17 gal) | 3,2 Kg / 7 lbs | 58x30xh 38 cm / 23"x12"xh 15" | 3,8 Kg / 8.4 lbs |

BALLASTS FOR MAXITITINA AND SUPERTITINA

| Part No. | Barcode | Box | Description | Weight | Dimensions | Weight |
|----------|---------------|-----|---------------------------------|-------------------|-------------------------------------|-------------------|
| 219ZV00A | 8024648058485 | 1 | Main-support ballast with studs | 6,8 Kg / 14.9 lbs | 39x39xh15 cm / 15 3/8"x15 3/8"xh 6" | 7,5 Kg / 16.5 lbs |
| 219ZV02D | 8024648058508 | 1 | Additional ballast | 3,5 Kg / 7.7 lbs | 33x33xh10 cm / 13"x13"xh 4" | 4 Kg / 8.8 lbs |

ACCESSORIES/MACHINES COMBINATIONS

| Part No. | Description | IPERTITINA | MAXITITINA | SUPERTITINA |
|----------|--|------------|------------|-------------|
| 103 SM | Polypropylene tank capacity 12 liters (3.2 gals) | - | • | • |
| 219ZV00A | Main-support ballast with studs (weight Kg 6,8 / 14.9 lbs) | - | • | • |
| 219ZV02D | Additional ballast (weight Kg 3,5 / 7.7 lbs each) | - | • | • |



BRUSHES

MADE IN ITALY



335A 207A 165A
335B 207B 165B
207C 165C



335TINEX 207TINEX 165TINEX



337 209 166



338 208 228

PACKAGE



CARTON BOX

BRUSHES

| Part No. | | | Description | | | |
|-----------------|---------------|---|--|--------|---------|----------------------------------|
| 335A | 8024648015754 | 1 | Stiff nylon brush (bristle 080) | 3,6 Kg | 8 lbs | 47x47xh 9 cm 18"x18"xh 3 1/2" |
| 335B | 8024648015761 | 1 | Medium nylon brush (bristle 065) | 3,8 Kg | 8.4 lbs | |
| 207A | 8024648002518 | 1 | Stiff nylon brush (bristle 080) | 3 Kg | 6.6 lbs | |
| 207B | 8024648002525 | 1 | Medium nylon brush (bristle 065) | 3,2 Kg | 7 lbs | |
| 207C | 8024648002532 | 1 | Soft nylon brush (bristle 025) | 3,6 Kg | 8 lbs | |
| 165A | 8024648002549 | 1 | Stiff nylon brush (bristle 080) | 2,1 Kg | 4.6 lbs | |
| 165B | 8024648002556 | 1 | Medium nylon brush (bristle 065) | 2,4 Kg | 5.3 lbs | |
| 165C | 8024648002563 | 1 | Soft nylon brush (bristle 025) | 2,7 Kg | 6 lbs | |
| 335TINEX | 8024648015785 | 1 | Spazzola con setole abrasive (setole 1,5) | 3,8 Kg | 8.4 lbs | |
| 207TINEX | 8024648002631 | 1 | Brush with abrasive bristles (bristle 050) | 2,9 Kg | 6.4 lbs | |
| 165TINEX | 8024648002648 | 1 | | 2,5 Kg | 5.5 lbs | |
| 337 | 8024648015792 | 1 | | 4,3 Kg | 9.5 lbs | |
| 209 | 8024648002693 | 1 | Brass coated, steel-wire brush | 3,5 Kg | 7.7 lbs | |
| 166 | 8024648002709 | 1 | | 3,1 Kg | 6.8 lbs | |
| 338 | 8024648015808 | 1 | | 3,8 Kg | 8.4 lbs | |
| 208 | 8024648002655 | 1 | Brush with vegetable fiber bristles | 3,1 Kg | 6.8 lbs | |
| 228 | 8024648002662 | 1 | | 2,4 Kg | 5.3 lbs | |

| Part No. | Applications | | MACHINE | Part No. | Applications | | MACHINE | | | | |
|-------------|----------------------|--------|---------|-------------|-----------------|--------|---------|-----------------------------|--------|---------|------------|
| 335A | For general cleaning | 480 mm | 19" | IPERTITINA | 335TINEX | 480 mm | 19" | IPERTITINA PLUS, IPERTITINA | | | |
| 335B | | | | | 207TINEX | | | | 450 mm | 17 3/4" | MAXITITINA |
| 335C | | | | | 165TINEX | | | | | | |
| 207A | | 450 mm | 17 3/4" | MAXITITINA | 337 | 480 mm | 19" | IPERTITINA PLUS, IPERTITINA | | | |
| 207B | | | | | 209 | | | | 450 mm | 17 3/4" | MAXITITINA |
| 207C | | | | | 166 | | | | | | |
| 165A | | 430 mm | 17" | SUPERTITINA | 338 | 480 mm | 19" | IPERTITINA PLUS, IPERTITINA | | | |
| 165B | | | | | 208 | | | | 450 mm | 17 3/4" | MAXITITINA |
| 165C | | | | | 228 | | | | | | |





339VELCRO
213VELCRO
168VELCRO



339PELO
213PELO
168PELO



340N
248N
170N

340V
248V
170V

340B
248B
170B



DISC HOLDERS AND FELT DISCS

| Part No. | | | Description | | | |
|------------------|---------------|---|---|--------|---------|----------------|
| 339VELCRO | 8024648015815 | 1 | Disc holder for felt and sponge discs with Velcro | 3,1 Kg | 6.8 lbs | 3,5 Kg 7.7 lbs |
| 339PELO | 8024648015822 | 1 | Disc holder for felt and sponge discs with points | 2,6 Kg | 5.7 lbs | 2,9 Kg 6.4 lbs |
| 213VELCRO | 8024648002730 | 1 | Disc holder for felt and sponge discs with Velcro | 2,5 Kg | 5.5 lbs | 2,8 Kg 6.2 lbs |
| 213PELO | 8024648007193 | 1 | Disc holder for felt and sponge discs with points | 2,4 Kg | 5.3 lbs | 2,7 Kg 6 lbs |
| 168PELO | 8024648007209 | 1 | Disc holder for felt and sponge discs with points | 1,9 Kg | 4.2 lbs | 2,2 Kg 4.9 lbs |
| 340N | 8024648015839 | 5 | Black felt disc (high abrasiveness) | 360 gr | 12.7 oz | 2,8 Kg 6.2 lbs |
| 340V | 8024648015853 | 5 | Green felt disc (medium abrasiveness) | 270 gr | 9.5 oz | 2,4 Kg 5.3 lbs |
| 340B | 8024648015846 | 5 | White felt disc (low abrasiveness) | 150 gr | 5.3 oz | 1,8 Kg 4 lbs |
| 248N | 8024648002778 | 5 | Black felt disc (high abrasiveness) | 340 gr | 12 oz | 2 Kg 4.4 lbs |
| 248V | 8024648002785 | 5 | Green felt disc (medium abrasiveness) | 260 gr | 9.2 oz | 1,6 Kg 3.5 lbs |
| 248B | 8024648002792 | 5 | White felt disc (low abrasiveness) | 140 gr | 5 oz | 1 Kg 2.2 lbs |
| 170N | 8024648002808 | 5 | Black felt disc (high abrasiveness) | 250 gr | 8.8 oz | 1,5 Kg 3.3 lbs |
| 170V | 8024648002815 | 5 | Green felt disc (medium abrasiveness) | 200 gr | 7 oz | 1,3 Kg 2.9 lbs |
| 170B | 8024648002822 | 5 | White felt disc (low abrasiveness) | 100 gr | 3.5 oz | 800 gr 28.2 oz |

| Part No. | Applications | | MACHINE | |
|------------------|--|----------------|-----------------|-------------|
| 339VELCRO | Disc holder for felt and sponge discs | 460 mm 18 1/8" | IPERTITINA PLUS | |
| 339PELO | | | IPERTITINA | |
| 213VELCRO | | 430 mm 17" | MAXITITINA | |
| 213PELO | | | 380 mm 15" | SUPERTITINA |
| 168VELCRO | | | | |
| 168PELO | | | | |
| 340N | Black felt for intensive cleaning | 483 mm 19" | IPERTITINA PLUS | |
| 340V | Green felt for medium trouble cleaning | | IPERTITINA | |
| 340B | White felt to wax and polish | | | |

| Part No. | Applications | | MACHINE |
|-------------|--|------------|-------------|
| 248N | Black felt for intensive cleaning | 456 mm 18" | MAXITITINA |
| 248V | Green felt for medium trouble cleaning | | |
| 248B | White felt to wax and polish | | |
| 170N | Black felt for intensive cleaning | 406 mm 16" | SUPERTITINA |
| 170V | Green felt for medium trouble cleaning | | |
| 170B | White felt to wax and polish | | |




MADE IN ITALY




274RT490G100 274RT490G120 274RT490G150 274RT490G180
274RT460G100 274RT460G120 274RT460G150 274RT460G180
274RT410G100 274RT410G120 274RT410G150 274RT410G180



212
167



219SPUSWE
122SPUSWE



219SPUWEL
122SPUWEL



214
388

PACKAGE



CARTON BOX

DOUBLE FACE SILICON CARBIDE MESH


| Part No. | Barcode | Box Icon | Description | Icon 1 | Icon 2 | Icon 3 | Icon 4 | Icon 5 | Icon 6 | |
|--------------|---------------|----------|---|--------|--------|---------|--------|--------|--------|-------|
| 274RT490G80 | 8024648017321 | 5 | Double face silicon carbide mesh for floor finishing (wooden floor, etc.) | 80 | 490 mm | 19 1/4" | 400 gr | 14 oz | 450 gr | 16 oz |
| 274RT490G220 | 8024648017291 | 5 | | 220 | | | | | | |
| 274RT460G80 | 8024648017246 | 5 | | 80 | 450 mm | 17 3/4" | 360 gr | 13 oz | 400 gr | 14 oz |
| 274RT460G220 | 8024648017215 | 5 | | 220 | | | | | | |
| 274RT410G80 | 8024648017161 | 5 | Grit 100/120/150/180 also available | 80 | 406 mm | 16" | 350 gr | 12 oz | 360 gr | 13 oz |
| 274RT410G220 | 8024648017130 | 5 | | 220 | | | | | | |

GROUTING PADDLE, SPONGE DISCS, STEEL DISCS

| Part No. | Barcode | Box Icon | Description | Icon 1 | Icon 2 | Icon 3 | Icon 4 | Icon 5 | Icon 6 |
|-----------|---------------|----------|--|--------|----------|---------------|---------------|--------|----------|
| 212 | 8024648002914 | 1 | Grouting paddle with non-abrasive rubber | 5,6 Kg | 12.4 lbs | 50x50xh 10 cm | 20"x20"xh 4" | 5,9 Kg | 13 lbs |
| 167 | 8024648002921 | 1 | | 4,4 Kg | 9.7 lbs | | | 4,7 Kg | 10.4 lbs |
| 272 8 | 8024648002945 | 1 | Replacement rubber grouting blades, set of 8 | 1,7 Kg | 3.8 lbs | 25x15xh 10 cm | 10"x6"xh 4" | 1,8 Kg | 4 lbs |
| 219SPUWEL | 8024648055774 | 5 | Sponge disc with Velcro | 200 gr | 7 oz | 47x47xh 25 cm | 18"x18"xh 10" | 1 Kg | 2.2 lbs |
| 219SPUSWE | 8024648087607 | 5 | Sweepex sponge disc with Velcro | 200 gr | 7 oz | | | 1 Kg | 2.2 lbs |
| 122SPUWEL | 8024648054241 | 5 | Sponge disc with Velcro | 160 gr | 5.6 oz | | | 800 gr | 28.2 oz |
| 219SPUSWE | 8024648082770 | 5 | Sweepex sponge disc with Velcro | 160 gr | 5.6 oz | 68x66xh 10 cm | 27"x26"xh 4" | 800 gr | 28.2 oz |
| 214 | 8024648002983 | 1 | Steel disc | 6 Kg | 13.2 lbs | | | 7 Kg | 15.4 lbs |
| 388 | 8024648002976 | 1 | | 4,5 Kg | 9.9 lbs | | | 5,2 Kg | 11.5 lbs |

| Part No. | Applications | Icon 1 | IPERTITINA PLUS | IPERTITINA | MAXITITINA | SUPERTITINA |
|-----------|---|--------|-----------------|------------|------------|-------------|
| 212 | For power grouting | 500 mm | 19 5/8" | • | • | • |
| 167 | | 420 mm | 16 1/2" | • | • | • |
| 219SPUWEL | Sponge disc to emulsify the residue of cement base grout after the grouting phase | 460 mm | 18 1/8" | • | • | • |
| 219SPUSWE | | 460 mm | 18 1/8" | • | • | • |
| 122SPUWEL | | 410 mm | 16" | • | • | • |
| 219SPUSWE | | 410 mm | 16" | • | • | • |
| 214 | For floating, smoothing of mortar base (mud beds) | 600 mm | 23 5/8" | • | • | • |
| 388 | | 510 mm | 20" | • | • | • |





279 490
279 450
279 400



27450G36 27445G36 27440G36 27450W16 27445W16 27440W16
27450G100 27445G100 27440G100 27450W24 27445W24 27440W24
27450W36 27445W36 27440W36



GR36



GR100



GR16



GR24



GR36

PACKAGE



CARTON BOX



FLOOR PREPARATION MACHINES

BASE-PLATE (DISC HOLDER FOR ABRASIVE DISCS) AND DOUBLE FACE ABRASIVE DISCS

| Part No. | Barcode | Box Icon | Description | Weight (Kg) | Weight (lbs) | Dimensions | Weight (Kg) | Weight (lbs) |
|-----------|---------------|----------|---|----------------------------------|--------------|--------------------------------|-------------|--------------|
| 279 490 | 8024648015877 | 1 | Disc holder for abrasive discs & sanding discs | 2,4 Kg | 5.3 lbs | 50x50xh 10 cm 20"x 20"xh 4" | 2,7 Kg | 6 lbs |
| 279 450 | 8024648002990 | 1 | | 2,2 Kg | 4.9 lbs | | 2,5 Kg | 5.5 lbs |
| 279 400 | 8024648003003 | 1 | | 1,8 Kg | 4 lbs | | 2,1 Kg | 4.6 lbs |
| 27450G36 | 8024648015884 | 5 | Double face abrasive disc made of silicon carbide | 330 gr | 11.7 oz | 50x50xh 10 cm 20"x 20"xh 4" | 1,9 Kg | 4.2 lbs |
| 27450G100 | 8024648015891 | 5 | | 200 gr | 7 oz | | 1,3 Kg | 2.9 lbs |
| 27445G36 | 8024648003027 | 5 | | 300 gr | 10.6 oz | | 1,8 Kg | 4 lbs |
| 27445G100 | 8024648008954 | 5 | | 180 gr | 6.4 oz | | 1,2 Kg | 2.6 lbs |
| 27440G36 | 8024648003041 | 5 | | 280 gr | 10 oz | | 1,5 Kg | 3.3 lbs |
| 27440G100 | 8024648003058 | 5 | | Grit 24/60/80/120 also available | 160 gr | | 5.7 oz | 1,1 Kg |
| 27450W16 | 8024648015907 | 2 | Double face abrasive disc made of wolfram carbide | 1,2 Kg | 2.6 lbs | 50x50xh 10 cm 20"x 20"xh 4" | 2,7 Kg | 6 lbs |
| 27450W24 | 8024648015914 | 2 | | 1,4 Kg | 3 lbs | | 3,1 Kg | 6.8 lbs |
| 27450W36 | 8024648015921 | 2 | | 1,3 Kg | 2.9 lbs | | 2,9 Kg | 6.4 lbs |
| 27445W16 | 8024648008923 | 2 | | 1,1 Kg | 2.4 lbs | | 2,5 Kg | 5.5 lbs |
| 27445W24 | 8024648008947 | 2 | | 1,3 Kg | 2.9 lbs | | 2,9 Kg | 6.4 lbs |
| 27445W36 | 8024648008930 | 2 | | 1,2 Kg | 2.6 lbs | | 2,7 Kg | 6 lbs |
| 27440W16 | 8024648008893 | 2 | | 950 gr | 33.5 oz | | 2,2 Kg | 4.9 lbs |
| 27440W24 | 8024648008909 | 2 | | 1 Kg | 2.2 lbs | | 2,3 Kg | 5 lbs |
| 27440W36 | 8024648008916 | 2 | | 700 gr | 24.7 oz | | 1,7 Kg | 3.8 lbs |

| Part No. | Applications | Disc Diameter | Disc Thickness | MACHINE | Part No. | Applications | Disc Diameter | Disc Thickness | MACHINE | | | | |
|-----------|---|---------------|----------------|--------------------------|--|--|---------------|----------------|--------------------|--|--------|---------|----------------|
| 279 490 | Disc holder for abrasive & sanding discs | 490 mm | 19 1/4" | - IPERT. PLUS/IPERTITINA | 27450W16 27450W24 27450W36 | For grinding of cement, resin, terracotta, metal | 500 mm | 20" | 16 IPERTITINA PLUS | | | | |
| 279 450 | | 450 mm | 17 3/4" | - MAXITITINA | | | | | 24 IPERTITINA | | | | |
| 279 400 | | 400 mm | 15 3/4" | - SUPERTITINA | | | | | 36 IPERTITINA | | | | |
| 27450G36 | For sanding and abrading applications & light surface preparation | 500 mm | 20" | 36 IPERTITINA PLUS | 27445W16 27445W24 27445W36 27440W16 27440W24 27440W36 | For scarifying (scratching) surfaces to improve the bonding of adhesives and to remove sealers | 450 mm | 17 3/4" | 16 MAXITITINA | | | | |
| 27450G100 | | | | 100 IPERTITINA | | | | | 24 MAXITITINA | | | | |
| 27445G36 | | 450 mm | 17 3/4" | 36 MAXITITINA | | | | | 36 MAXITITINA | | | | |
| 27445G100 | | | | 100 MAXITITINA | | | | | 16 SUPERTITINA | | | | |
| 27440G36 | | 400 mm | 15 3/4" | 36 SUPERTITINA | | | | | 24 SUPERTITINA | For removing overspray, thinsets, etc... | 400 mm | 15 3/4" | 16 SUPERTITINA |
| 27440G100 | | | | 100 SUPERTITINA | | | | | 36 SUPERTITINA | | | | |



ABRASIVE TOOLS

MADE IN E.U.



250IPER
250

249IPER
249

250PMIPER
250PMOLE

230

229

230PMOLE



273W16

273W6



273

158GF03D



27418G16C
27418G24C
27418G36C

27418G60C
27418G80C
27418G100C

PACKAGE



CARTON BOX

DISC / GRINDSTONE HOLDER FOR ABRASIVE DISCS, CUPWHEELS, & CARBIDE PLATES

| Part No. | Barcode | Box Icon | Description | Weight (Kg) | Weight (lbs) | Dimensions (cm) | Dimensions (in) | Weight (Kg) | Weight (lbs) |
|------------------|---------------|----------|---|-------------|--------------|-----------------|-----------------|-------------|--------------|
| 250IPER | 8024648015990 | 1 | Blade with 5 silicon carbide abrasive grindstones grit 16 | 9,6 Kg | 21.2 lbs | 50x50xh 10 cm | 20"x20"x h 4" | 10 Kg | 22 lbs |
| 250 | 8024648003126 | 1 | Blade with 5 silicon carbide abrasive grindstones grit 16 | 9,6 Kg | 21.2 lbs | | | 10 Kg | 22 lbs |
| 230 | 8024648003133 | 1 | Blade with 3 silicon carbide abrasive grindstones grit 16 | 6,6 Kg | 14.6 lbs | 50x50xh 10 cm | 20"x20"x h 4" | 7 Kg | 15.4 lbs |
| 249IPER | 8024648016010 | 1 | Blade with 5 silicon carbide abrasive flap discs grit 16 | 7,3 Kg | 16 lbs | | | 7,6 Kg | 17.7 lbs |
| 249 | 8024648003157 | 1 | Blade with 5 silicon carbide abrasive flap discs grit 16 | 7,3 Kg | 16 lbs | 50x50xh 10 cm | 20"x20"x h 4" | 7,6 Kg | 17.7 lbs |
| 229 | 8024648003164 | 1 | Blade with 3 silicon carbide abrasive flap discs grit 16 | 5,2 Kg | 11.5 lbs | | | 5,5 Kg | 12 lbs |
| 250PMIPER | 8024648016027 | 1 | Abrasive disc / grindstone holder (nr.5) | 6,2 Kg | 13.7 lbs | 50x50xh 10 cm | 20"x20"x h 4" | 6,5 Kg | 10.3 lbs |
| 250PMOLE | 8024648003089 | 1 | Abrasive disc / grindstone holder (nr.5) | 6,2 Kg | 13.7 lbs | | | 6,5 Kg | 10.3 lbs |
| 230PMOLE | 8024648003096 | 1 | Abrasive disc / grindstone holder (nr.3) | 4,6 Kg | 10.2 lbs | | | 4,9 Kg | 10.8 lbs |

| Part No. | Applications | Diamond Icon | Grindstone Icon | IPERTITINA PLUS | IPERTITINA | MAXITITINA | SUPERTITINA |
|------------------|---|--------------|-----------------|-----------------|------------|------------|-------------|
| 250IPER | For abrading and polishing cement, resin, terracotta surfaces. For grinding smooth surfaces to improve the bonding of adhesives. For removal of old grout / thinset residue when removing old floors. | 16 | 490 mm | 19 1/4" | • | • | – |
| 250 | | 16 | 490 mm | 19 1/4" | – | – | • |
| 230 | | 16 | 420 mm | 16 1/2" | – | – | • |
| 249IPER | | 16 | 490 mm | 19 1/4" | • | • | – |
| 249 | | 16 | 490 mm | 19 1/4" | – | – | • |
| 229 | | 16 | 420 mm | 16 1/2" | – | – | • |
| 250PMIPER | | – | 490 mm | 19 1/4" | • | • | – |
| 250PMOLE | | – | 490 mm | 19 1/4" | – | – | • |
| 230PMOLE | | – | 420 mm | 16 1/2" | – | – | • |

ABRASIVE TOOLS

| Part No. | Barcode | Box Icon | Description | Weight (Kg) | Weight (lbs) | Dimensions (cm) | Dimensions (in) | Weight (Kg) | Weight (lbs) |
|-------------------|---------------|----------|--|-------------|--------------|-----------------|-----------------------|-------------|--------------|
| 273W16 | 8024648003102 | 5 | Wolfram carbide plate grit 16 | 1 Kg | 2.2 lbs | 25x15xh 10 cm | 10"x20"xh 4" | 5 Kg | 11 lbs |
| 273W6 | 8024648003119 | 5 | Wolfram carbide plate grit 6 | 1 Kg | 2.2 lbs | | | | |
| 273 | 8024648003140 | 5 | Silicon carbide cup wheel grit 6 (14 MA fitting) | 600 gr | 21.2 oz | 25x25xh 10 cm | 10"x10"xh 4" | 3 Kg | 6.6 lbs |
| 27418G16C | 8024648014139 | 5 | Single face silicon carbide flap wheel grit 16 | 150 gr | 5.3 oz | | | | |
| 27418G24C | 8024648079596 | 5 | Single face silicon carbide flap wheel grit 24 | 150 gr | 5.3 oz | 20x20xh 5 cm | 7 7/8" x 7 7/8" xh 2" | 750 gr | 26.5 oz |
| 27418G36C | 8024648014146 | 5 | Single face silicon carbide flap wheel grit 36 | 150 gr | 5.3 oz | | | | |
| 27418G60C | 8024648060273 | 5 | Single face silicon carbide flap wheel grit 60 | 140 gr | 4.9 oz | | | 700 gr | 24.6 oz |
| 27418G80C | 8024648061072 | 5 | Single face silicon carbide flap wheel grit 80 | 140 gr | 4.9 oz | | | 700 gr | 24.6 oz |
| 27418G100C | 8024648058447 | 5 | Single face silicon carbide flap wheel grit 100 | 130 gr | 4.6 oz | | | 650 gr | 22.9 oz |
| 158GF03D | 8024648017413 | 5 | 14 MA metal flange for abrasive wheels/discs | 45 gr | 1.6 oz | | | 225 gr | 7.9 oz |

| Part No. | Applications | Diamond Icon | Grindstone Icon | Number of tools for blade | | | |
|-------------------|--|--------------|-----------------|---------------------------|---------|--------|---------|
| | | | | 490 mm | 19 1/4" | 420 mm | 16 1/2" |
| 273W16 | For removing thinsets, adhesive, overspray, etc... For abrading and polishing cement, resin, terracotta surfaces. For scarifying smooth surfaces to improve the bonding of adhesives. For removal of grout residue when removing old floors. | 16 | 125 mm | 5" | 5 | 3 | |
| 273W6 | | 6 | 125 mm | 5" | 5 | 3 | |
| 27418G16C | | 16 | 178 mm | 7" | 5 | 3 | |
| 27418G24C | | 24 | 178 mm | 7" | 5 | 3 | |
| 27418G36C | | 36 | 178 mm | 7" | 5 | 3 | |
| 27418G60C | | 60 | 178 mm | 7" | 5 | 3 | |
| 27418G80C | | 80 | 178 mm | 7" | 5 | 3 | |
| 27418G100C | | 100 | 178 mm | 7" | 5 | 3 | |



FLOOR PREPARATION MACHINES

ELECTROSPONGES



ELECTROSPONGES

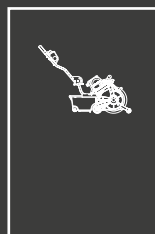
| | |
|-----------------|----|
| BERTA ADV | L2 |
| ROSINA | L3 |

ACCESSORIES AND TOOLS FOR ELETTROSPONGES

| | |
|--|----|
| SPONGE ROLLERS AND ANTIFOAM LIQUID | L4 |
|--|----|

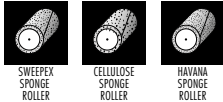


For cleaning the joints after grouting on medium and large-sized areas our range of electrosponges is the perfect solution. "Berta ADV" and "Rosina" leave the floor clean (whether it is porcelain, single or double-fired ceramic tiles, porphyry, terracotta, marble, etc.) and do not pull the grout out from joints. They give an output up to 100 sq. meter per hour and they allow to work in upright position, so, with the maximum comfort. That is to say that our electrosponges give perfect results, cut time, and cut to zero physical effort. Both with cement-based and epoxy-based grout. In addition to that, the pump-free exclusive system for transporting the water from the tank to the sponge roller, ensures matchless reliability and effectiveness.





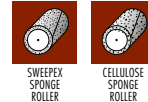
AVAILABLE SPONGE



TECHNICAL CHARACTERISTICS



ACCESSORIES



PACKAGE



- Sponge-machine for cleaning grout (cement based or epoxy resin) from floors: terracotta, porcelain, double-fired and single-fired tiles, marble, porphyry, natural stone, quarry tile, treaded tile, etc. during the grouting phase.
- Does not pull grout from the joints.
- Performance: 100 sq m/h for medium difficulty surfaces (800 - 1500 s.f. per hour in general).
- Sponge rollers can last from 150 to 2000 sq m (1600 - 21000 s.f.).
- Water is fed to the roller via a foam-reducing rubber belt. So, no pump is needed resulting in no clog up.
- Moisture level of the sponge roller is adjustable via the easy-to-use pressure adjustment lever.
- Separate lever adjusts the front wheels height.
- Easy-to-replace sponge roller thanks to the magnetic "quick clutch" system.
- The handle folds down for transport and storage. Also thanks to its ergonomic design, handle is fully adjustable for height and angle according to the user(s) needs.
- Die cast aluminium body reduces weight while increasing overall strength and durability.
- Easy-to-remove water-tank (15 liters/4 gal) made of impact resistant plastic to prevent breakage.
- Supplied with: sponge roller for cement based grout, anti-foaming liquid, user and maintenance.
- Sponge roller for epoxy-based grouts available as accessory.

MODEL SPECIFICATIONS

| Part No. | Barcode | Box | Lightning Bolt | M | Motor | Roller | Roller | Roller | Roller |
|--------------------|---------------|-----|----------------|--------------|-------------------|-----------|-----------------|--------|---------|
| 399 ADV | 8024648004529 | 1 | 230 V 50/60 Hz | Single-phase | 0,16 HP / 0,12 kW | 2800/3360 | | | 21 / 25 |
| 399 ADV GB | 8024648009685 | 1 | 110 V 50 Hz | Single-phase | 0,16 HP / 0,12 kW | 2800 | "Havana" sponge | | 21 |
| 399 ADV USA | 8024648009692 | 1 | 110 V 60 Hz | Single-phase | 0,16 HP / 0,12 kW | 3360 | | | 25 |

DIMENSIONS AND WEIGHT

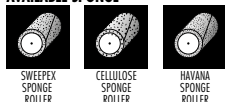
| Model | Dimensions | Dimensions | Weight | Weight | Dimensions | Dimensions | Weight | Weight |
|------------------|---------------|---------------------------|--------|--------|---------------|---------------------------|--------|----------|
| BERTA ADV | 65x55xh 50 cm | 25 3/8" x 21 5/8" x h 20" | 29 Kg | 64 lbs | 73x60xh 55 cm | 29" x 23 5/8" x h 21 5/8" | 32 Kg | 70.5 lbs |



ELECTROSPONGES



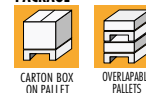
AVAILABLE SPONGE



ACCESSORIES



PACKAGE



TECHNICAL CHARACTERISTICS



- Electro-sponge for cleaning grout (cement based or epoxy resin) from floors: Terracotta, porcelain, double-fired and single-fired tiles, marble, clinker, porphyry, natural stone, quarry tile, treaded tile, etc. during the grouting phase.
- Does not pull grout from the joints. Suggested for medium and large surfaces
- Performance: 100 sm/h for medium difficulty surfaces (800 - 1500 s.f. per hour in general).
- Sponge rollers can last from 150 to 2000 sm (1600 - 21000 s.f.).
- Variable pressure wringer allows for manual adjustment of the water saturation level of the sponge.

- Sponge roller pressure on the floor is adjustable (for textured or treaded surfaces).
- Water is fed to the roller via a foam reducing belt (no pump to clog up).
- Folding, ergonomic handle with adjustable working angle. This handle also doubles as a storage stand when the machine is not in use.
- Removable tank (16 liters).
- Supplied with: sponge roller for cement based grout, user and maintenance manual.

MODEL SPECIFICATIONS

| | | | | | | | | |
|--------------|---------------|---|----------------|--------------|-----------------|------------|-----------------|---------|
| Part No. | | | | | | | | |
| 380DF | 8024648003249 | 1 | 230 V 50/60 Hz | Single-phase | 0,5 HP /0,37 kW | 1400 /1680 | "Havana" sponge | 18 / 22 |

DIMENSIONS AND WEIGHT

| | | | | |
|---------------|----------------|-------------------|-----------------|--|
| Model | | | | |
| ROSINA | 100x50xh 55 cm | 40"x20"xh 21 5/8" | 56 Kg 123.5 lbs | 100x60xh 75 cm 40"x23"xh 29" 67 Kg 147.7 lbs |



SPONGE ROLLERS AND ANTIFOAM LIQUID

MADE IN ITALY



380RULLO



AVANA



380RULSWE



SWEEPEX



380RULEPO



CELLULOSA



380ANTISC400



380ANTISC

PACKAGE



CARTON BOX

- Sponge roller "Havana" (brown) for cement based grout.
- Sponge roller "Sweepex" (soft yellow) high absorption for cement based grout.
- Sponge roller "Cellulose" (dense yellow) for epoxy resin based grout.

- Antifoaming liquid for use on heavy latex modified grouts to avoid foaming.
- Dosage 5 ml x liter of water (1/2 oz. - 1 oz. per Gallon)
- Available in 100 gr and 400 gr (3.5 and 14 oz) bottles.

SPONGE ROLLER

| Part No. | | | Sponge | Roller dimension | | | | | | | |
|------------------|---------------|---|-----------|------------------|-------------------|--------|---------|---------------|-------------------|---------|----------|
| 380RULLO | 8024648004925 | 4 | Havana | Ø 295x400 mm | Ø 11 5/8"x15 3/4" | 1,9 Kg | 4.2 lbs | 70x55xh 40 cm | 27 1/2"x22"xh 15" | 9,6 Kg | 21.2 lbs |
| 380RULSWE | 8024648003263 | 4 | Sweepex | | | 2 Kg | 4.4 lbs | | | 10 Kg | 22 lbs |
| 380RULEPO | 8024648003270 | 4 | Cellulose | | | 2,3 Kg | 5 lbs | | | 11,2 Kg | 24.7 lbs |

ANTIFOAMING

| Part No. | | | | | | | | | | |
|---------------------|---------------|----|--------|--------|--------|---------|---------------|-----------------|--------|---------|
| 380ANTISC400 | 8024648011800 | 5 | 400 gr | 14 oz | 470 gr | 16.6 oz | 20x20xh 15 cm | 8"x8"xh 6" | 3 Kg | 6.6 lbs |
| 380ANTISC | 8024648003256 | 10 | 100 gr | 3.5 oz | 120 gr | 4.2 oz | 27x10xh 15 cm | 10 5/8"x4"xh 6" | 1,3 Kg | 2.9 lbs |

ELECTROSPONGES

WASH BASINS, SPONGE FLOATS AND SPONGES



WASH BASINS

| | |
|-----------------|----|
| PEDALÒ | M2 |
| RAMBO | M3 |
| PULIRAPID | M4 |
| EASY | M5 |
| SMART | M6 |
| SKIPPER | M7 |



SPONGE FLOATS AND SPONGES

| | |
|--|-----|
| SPONGE FLOATS 13 x 30 cm - INTERCHANGEABLE SPONGE | M8 |
| SPONGE FLOATS 17 x 34 cm - INTERCHANGEABLE SPONGE | M9 |
| SPONGE FLOATS 13 x 42 cm E 13 x 29 cm - INTERCHANGEABLE SPONGE | M10 |
| CARVED FLOATS FLOATS - INTERCHANGEABLE SPONGE | M11 |
| ONE PIECE SPONGE FLOATS | M11 |
| SPONGES | M12 |



6 wash basins designed and built for the professional. Within them, the innovative and eco-friendly "Easy" is provided with removable plastic bag, which makes "easy" to remove grout residual as well as dirty water with no to clean the wash bucket after use. The top-of-range "Pedalò", designed for clean floor with ease and comfort thanks to the unique pedal-system for squeezing the pole-sponge. All of them built with premium quality plastic for maximum sturdiness and reliability. Together with the wide range of sponge floats with interchangeable (and not) sponge, both for cement and epoxy based grouts, our lines of wash basins meets the needs of every professional installer. To complete the offer, our sponge are available in 7 different versions.





EQUIPPED WITH



PACKAGE



- For cleaning grout from floors and walls.
- The pole sponge enables you to work in an upright position on both floors and walls.
- The pedal eases and speeds the squeezing action of the sponge while allowing the user to remain upright.
- The sponge float with handle can be used on smaller floor and wall areas.
- The high-capacity tank (40 Lt - 10.5 gal) reduces the need for frequent water changing.
- The high absorption sponge "Sweepex" allows for a perfect cleaning.
- Supplied with: pole sponge "Sweepex" with aluminum handle, "Sweepex" sponge float with handle, grating, wheels Ø 100 mm (4").

MODEL SPECIFICATIONS

| Part No. | Barcode | Box Qty | Capacity | Dimensions | Weight | SPONGE |
|-----------|---------------|---------|----------|--------------------------|----------|-------------------|
| 356 NSWEE | 8024648007414 | 1 | 40 Lt | 13x42x3 cm | 10.6 gal | Sweepex |
| 356 NSWET | 8024648007407 | 1 | | 5 1/8"x16 1/2"xh 1 3/16" | | Sweepex with cuts |

DIMENSIONS AND WEIGHT

| Model | Dimensions | Weight | Capacity | Dimensions | Weight |
|---------|----------------|-------------------|----------|---------------------------|----------|
| PEDALO' | 69x54x h 38 cm | 27"x21 1/4"xh 15" | 10,8 Kg | 70x55xh 40 cm | 23,8 lbs |
| | | | | 27 1/2"x21 5/8"xh 15 3/4" | 12,8 Kg |
| | | | | | 28.2 lbs |

SPONGE FLOATS AND REPLACEMENT SPONGES

| Part No. | Barcode | Box Qty | Description | Part No. | Barcode | Box Qty | Description |
|------------|---------------|---------|---|------------|---------------|---------|--|
| 355FSMOH | 8024648001191 | 5 | "Avana" sponge float without handle | 336 | 8024648001221 | 10 | "Avana" sponge float |
| 355FSSWOH | 8024648005427 | 5 | "Sweepex" sponge float without handle | 336SWE | 8024648007353 | 10 | "Sweepex" sponge float |
| 355FSSWOHT | 8024648009807 | 5 | "Sweepex" sponge float with cuts without handle | 336SWET | 8024648007438 | 10 | "Sweepex" sponge float with cuts |
| 355RIC | 8024648001061 | 20 | "Avana" replacement sponge | 336RIC | 8024648001047 | 15 | "Avana" replacement sponge |
| 355RICSWE | 8024648007384 | 20 | "Sweepex" replacement sponge | 336RICSWE | 8024648005335 | 15 | "Sweepex" replacement sponge |
| 355RICSWET | 8024648007391 | 20 | "Sweepex" replacement sponge with cuts | 336RICSWET | 8024648005342 | 15 | "Sweepex" replacement sponge with cuts |
| 355RICCEL | 8024648014108 | 20 | "Cellulose" replacement sponge for Epoxy | 336RICCEL | 8024648014122 | 15 | "Cellulose" replacement sponge for Epoxy |



WASH BASINS, SPONGE FLOATS AND SPONGES



EQUIPPED WITH



PACKAGE



- For cleaning grout from floors and walls.
- The pole sponge enables you to work in an upright position on both floors and walls.
- The sponge float with handle can be used on smaller floor and wall areas.
- The high-capacity tank (40 Lt - 10.5 gal) reduces the need for frequent water changing.
- The high absorption sponge "Sweepex" allows for a perfect cleaning.
- Supplied with: pole sponge "Sweepex" with aluminum handle, "Sweepex" sponge float with handle, grating, wheels Ø 100 mm (4").

MODEL SPECIFICATIONS

| Part No. | Barcode | Box Icon | Capacity Icon | Dimensions Icon | Dimensions Icon | SPONGE |
|-------------------|---------------|----------|---------------|--------------------------|-------------------------|-------------------|
| 355 NSWE E | 8024648007421 | 1 | 40 Lt | 13x42x3 cm | 17x34x4 cm | Sweepex |
| 355 NSWE T | 8024648015372 | 1 | 10.6 gal | 5 1/8"x16 1/2"xh 1 3/16" | 6 5/8"x13 3/8"xh 1 5/8" | Sweepex with cuts |

DIMENSIONS AND WEIGHT

| Model | Dimensions Icon | Dimensions | Weight Icon | Weight | Dimensions Icon | Dimensions | Weight Icon | Weight |
|--------------|-----------------|-------------|-------------|-------------------|-----------------|-----------------------|-------------|--|
| RAMBO | | 60x50x30 cm | | 8,8 Kg 19.4 lbs | | 23 5/8"x20"xh 11 7/8" | | 65x50x32 cm 25 3/8"x20"xh 12 5/8" 10,3 Kg 22.7 lbs |

SPONGE FLOATS AND REPLACEMENT SPONGES

| Part No. | Barcode | Box Icon | Sponge Icon |
|-------------------|---------------|----------|---|
| 355FSMOH | 8024648001191 | 5 | "Avana" sponge float without handle |
| 355FSSWOH | 8024648005427 | 5 | "Sweepex" sponge float without handle |
| 355FSSWOHT | 8024648009807 | 5 | "Sweepex" sponge float with cuts without handle |
| 355RIC | 8024648001061 | 20 | "Avana" replacement sponge |
| 355RICSWE | 8024648007384 | 20 | "Sweepex" replacement sponge |
| 355RICSWET | 8024648007391 | 20 | "Sweepex" replacement sponge with cuts |
| 355RICCEL | 8024648014108 | 20 | "Cellulose" replacement sponge for Epoxy |

| Part No. | Barcode | Box Icon | Sponge Icon |
|-------------------|---------------|----------|--|
| 336 | 8024648001221 | 10 | "Avana" sponge float |
| 336SWE | 8024648007353 | 10 | "Sweepex" sponge float |
| 336SWET | 8024648007438 | 10 | "Sweepex" sponge float with cuts |
| 336RIC | 8024648001047 | 15 | "Avana" replacement sponge |
| 336RICSWE | 8024648005335 | 15 | "Sweepex" replacement sponge |
| 336RICSWET | 8024648005342 | 15 | "Sweepex" replacement sponge with cuts |
| 336RICCEL | 8024648014122 | 15 | "Cellulose" replacement sponge for Epoxy |





EQUIPPED WITH



SPONGE SWEEPEX

PACKAGE



CARTON BOX

- For cleaning grout from walls and floor.
- Bucket is made of impact resistant plastic for longer life.
- Three plastic rollers are mounted on steel axels directly into the bucket and should never need replacement under normal use.
- The high-capacity tank (20 lt - 5.3 gal) reduces the need for frequent water changes.
- The high absorption sponge "Sweepex" allows for a perfect cleaning.
- Supplied with "Sweepex" sponge float with handle, grating, steel handle, wheel Ø 80 mm (Ø 3 1/8").

MODEL SPECIFICATIONS

| Part No. | Barcode | Box Icon | Box Icon | Box Icon | Box Icon | Box Icon | SPONGE |
|-----------|---------------|----------|----------|----------|--------------|--------------------------|-------------------|
| 216 SWE | 8024648006684 | 1 | 20 lt | 5.3 gal | 13x30xh 3 cm | 5 1/8"x11 7/8"xh 1 3/16" | Sweepex |
| 216 SWE T | 8024648015389 | 1 | | | | | Sweepex with cuts |

DIMENSIONS AND WEIGHT


| Model | Box Icon | Box Icon | Box Icon | Box Icon | Box Icon | Box Icon | | |
|-----------|---------------|---------------------------|----------|----------|---------------|-------------------|------|--------|
| PULIRAPID | 60x30xh 30 cm | 23 5/8"x11 7/8"xh 11 7/8" | 4,1 Kg | 9 lbs | 60x33xh 33 cm | 23 5/8"x13"xh 13" | 5 Kg | 11 lbs |

SPONGE FLOATS AND REPLACEMENT SPONGES

| Part No. | Barcode | Box Icon | Description | Box Icon | Box Icon | Box Icon | Box Icon | | |
|-------------|---------------|----------|--|--|----------|----------|--------------------------------|--------|----------|
| 217 | 8024648001238 | 15 | "Avana" sponge float | 13x30xh 3 cm 5 1/8"x11 7/8"xh 1 3/16" | 300 gr | 10.6 oz | 58x30xh 38 cm 23"x12"xh 15" | 5 Kg | 11 lbs |
| 217 SWE | 8024648007360 | 15 | "Sweepex" sponge float | | | | | | |
| 217 SWET | 8024648007377 | 15 | "Sweepex" sponge float with cuts | | | | | | |
| 217 RIC | 8024648001139 | 30 | "Avana" replacement sponge | 13x30xh 3 cm 5 1/8"x11 7/8"xh 1 3/16" | 160 gr | 5.6 oz | 45x40xh 30 cm 17"x15"xh 12" | 5,4 Kg | 11.9 lbs |
| 217 RICSWE | 8024648005311 | 30 | "Sweepex" replacement sponge | | | | | | |
| 217 RICSWGT | 8024648005328 | 30 | "Sweepex" replacement sponge with cuts | | | | | | |
| 217 RICCEL | 8024648014115 | 30 | "Cellulose" replacement sponge for Epoxy | | 210 gr | 7.4 oz | | 6,8 Kg | 15 lbs |



WASH BASINS, SPONGE FLOATS AND SPONGES



EQUIPPED WITH



SPONGE SWEEPEX

PACKAGE



CARTON BOX

DISPLAY BOX

- Wash basin equipped with the exclusive removable plastic bag which makes easy to remove and dispose grout residual as well as dirty water. Now, it is not more necessary to clean the wash bucket after use. It allows to dispose the grouting residual in the respect of waste separation regulations.
- The three rollers mounted on wear resistant sockets have 15° inclination, which prevents the sponge float to touch the bucket rim and so avoiding water dripping.
- The special roller edges are made in relief for avoiding water dripping when squeezing the sponge float.
- The special edge bucket in relief is made for avoiding water dripping when squeezing the sponge float.

- The wise size and large diameter of the wheels are made for not enter the joints and ruin the job. Wheels specs: Ø 63 mm (Ø 2 1/2") - width 25 mm (1").
- The wash bucket structure is made of high quality plastic and equipped with an high load resistance grating, it's an absolutely reliable, long lasting and sturdy product.
- It can also be used without bag. The bucket shape is designed free of sharp edges (only rounded) and so it is really easy to be cleaned in case it is used without bag.
- The high absorption sponge "Sweepex" allows for a perfect cleaning.
- Equipped with 5 bags for the collection of the grouting residual, 'Sweepex' sponge float, grating, handle for transport, wheels Ø 63 mm (Ø 2 1/2").

MODEL SPECIFICATIONS

| Part No. | Barcode | Carton Box | Display Box | Weight | Volume | Dimensions | Accessories |
|------------|---------------|------------|-------------|--------|---------|------------------------|-------------|
| 244ADV | 8024648074584 | 8 | | 10 lb | 2,7 gal | 13x30xh 3 cm | Sponge |
| 244ADVSWE4 | 8024648077400 | 4 | | | | 5 1/8"x11 7/8"xh 3/16" | Sweepex |

DIMENSIONS AND WEIGHT

| Model | Dimensions | Weight | Volume | Dimensions | Weight |
|--------------|----------------|----------------|----------------|---------------------------|------------------|
| EASY (8 pcs) | 57x30x h 25 cm | 2,7 Kg / 6 lbs | 60x35xh 105 cm | 23 5/8"x13 3/4"xh 41 3/8" | 24 Kg / 53 lbs |
| EASY (4 pcs) | | 2,7 Kg / 6 lbs | 60x35xh 60 cm | 23 5/8"x13 3/4"xh 23 5/8" | 12 Kg / 26.5 lbs |

SPARE BAGS

| Part No. | Barcode | Carton Box | Volume | Description |
|----------|---------------|------------|-----------------|--|
| 244SC01A | 8024648075796 | 1 | 20 lt / 5.2 gal | Drip-proof bags for EASY (20 pcs pack) |

SPONGE FLOATS AND REPLACEMENT SPONGES

| Part No. | Barcode | Carton Box | Description | Dimensions | Weight | Dimensions | Weight |
|------------|---------------|------------|--|--------------------------|------------------|-------------------------------|-------------------|
| 217 | 8024648001238 | 15 | "Avana" sponge float | 13x30xh 3 cm | 300 gr / 10.6 oz | 58x30xh 38 cm / 23"x12"xh 15" | 5 Kg / 11 lbs |
| 217 SWE | 8024648007360 | 15 | "Sweepex" sponge float | 5 1/8"x11 7/8"xh 1 3/16" | | | |
| 217 SWET | 8024648007377 | 15 | "Sweepex" sponge float with cuts | | | | |
| 217 RIC | 8024648001139 | 30 | "Avana" replacement sponge | 13x30xh 3 cm | 160 gr / 5.6 oz | 45x40xh 30 cm / 17"x15"xh 12" | 5,4 Kg / 11.9 lbs |
| 217 RICSWE | 8024648005311 | 30 | "Sweepex" replacement sponge | 5 1/8"x11 7/8"xh 1 3/16" | | | |
| 217 RICSWG | 8024648005328 | 30 | "Sweepex" replacement sponge with cuts | | | | |
| 217 RICCEL | 8024648014115 | 30 | "Cellulose" replacement sponge for Epoxy | | 210 gr / 7.4 oz | | 6,8 Kg / 15 lbs |



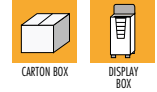
MADE IN ITALY



EQUIPPED WITH



PACKAGE



- For cleaning grout from walls and floor.
- The two rollers mounted on wear resistant sockets have 15° inclination, which prevents the sponge float to touch the bucket rim and so avoiding water dripping.
- The special roller edges are made in relief for avoiding water dripping when squeezing the sponge float.
- The high-capacity tank reduces the need for frequent water changes.

- The high absorption sponge "Sweepex" allows for a perfect cleaning.
- The wash bucket structure is made of high quality plastic and equipped with a high load resistance grating, it's an absolutely reliable, long lasting and sturdy product.
- The bucket shape is designed free of sharp edges (only rounded) and so it is really easy to be cleaned.
- Equipped with 'Sweepex' sponge float, grating, handle for transport, wheels Ø 63 mm (Ø 2 1/2").

MODEL SPECIFICATIONS

| Part No. | Barcode | Carton Box | Display Box | Capacity | Dimensions | Accessories |
|----------|---------------|------------|-------------|----------|------------------------|-------------|
| 244 | 8024648074577 | 8 | 10 lt | 2,7 gal | 13x30xh 3 cm | Sponge |
| 244SWE4 | 8024648077394 | 4 | | | 5 1/8"x11 7/8"xh 3/16" | Sweepex |

DIMENSIONS AND WEIGHT

| Model | Dimensions | Capacity | Weight | Roller Dimensions | Roller Weight |
|---------------|----------------|-----------------------|---------|---------------------------|---------------|
| SMART (8 pcs) | 57x30x h 25 cm | 22 1/2"x11 7/8"xh 10" | 2,2 Kg | 60x35xh 105 cm | 20 Kg |
| SMART (4 pcs) | | | 4,9 lbs | 23 5/8"x13 3/4"xh 41 3/8" | 44.1 lbs |
| | | | | 60x35xh 60 cm | 10 Kg |
| | | | | 23 5/8"x13 3/4"xh 23 5/8" | 22 lbs |

SPONGE FLOATS AND REPLACEMENT SPONGES

| Part No. | Barcode | Carton Box | Description | Dimensions | Weight | Roller Dimensions | Roller Weight |
|-------------|---------------|------------|--|--------------------------|---------|-------------------|---------------|
| 217 | 8024648001238 | 15 | "Avana" sponge float | 13x30xh 3 cm | 300 gr | 58x30xh 38 cm | 5 Kg |
| 217 SWE | 8024648007360 | 15 | "Sweepex" sponge float | 5 1/8"x11 7/8"xh 1 3/16" | 10.6 oz | 23"x12"xh 15" | 11 lbs |
| 217 SWET | 8024648007377 | 15 | "Sweepex" sponge float with cuts | | | | |
| 217 RIC | 8024648001139 | 30 | "Avana" replacement sponge | 13x30xh 3 cm | 160 gr | 45x40xh 30 cm | 5,4 Kg |
| 217 RICSWE | 8024648005311 | 30 | "Sweepex" replacement sponge | 5 1/8"x11 7/8"xh 1 3/16" | 5.6 oz | 17"x15"xh 12" | 11.9 lbs |
| 217 RICSWGT | 8024648005328 | 30 | "Sweepex" replacement sponge with cuts | | | | |
| 217 RICCEL | 8024648014115 | 30 | "Cellulose" replacement sponge for Epoxy | | 210 gr | | 6,8 Kg |
| | | | | | 7.4 oz | | 15 lbs |



WASH BASINS, SPONGE FLOATS AND SPONGES



EQUIPPED WITH



SPONGE SWEEPEX

PACKAGE



CARTON BOX

DISPLAY BOX

- For cleaning grout from walls and floor.
- The high-capacity tank (13 lt - 3.4 gal) reduces the need for frequent water changes.
- Bucket is made of impact resistant plastic for longer life.
- The high absorption sponge "Sweepex" allows for a perfect cleaning.

- Twin plastic rollers fitted with wear-resistant sockets.
- Supplied with "Sweepex" sponge float with handle, grating, steel handle, wheel Ø 80 mm (Ø 3 1/8").

MODEL SPECIFICATIONS

| Part No. | Barcode | Carton Box | Display Box | Dimensions | Weight | SPONGE |
|-------------|---------------|------------|---------------|--------------|--------------------------|---------|
| 242C/F SWE8 | 8024648009876 | 8 | | 13x30xh 3 cm | 5 1/8"x11 7/8"xh 1 3/16" | Sweepex |
| 242 | 8024648006219 | 8 | 13 lt 3.4 gal | - | - | - |
| 242C/ SWE4 | 8024648009869 | 4 | | 13x30xh 3 cm | 5 1/8"x11 7/8"xh 1 3/16" | Sweepex |

DIMENSIONS AND WEIGHT

| Model | Dimensions | Weight | Volume |
|-----------------|-----------------------|----------------|---------------------------|
| SKIPPER (8 pcs) | 56x30xh 30 cm | 2,5 Kg 5.5 lbs | 60x35xh 100 cm |
| SKIPPER (4 pcs) | 22"x11 7/8"xh 11 7/8" | | 60x35xh 60 cm |
| | | | 23 5/8"x13 3/4"xh 40" |
| | | | 23 5/8"x13 3/4"xh 23 5/8" |

SPONGE FLOATS AND REPLACEMENT SPONGES

| Part No. | Barcode | Carton Box | Description | Dimensions | Weight | Volume | Weight |
|-------------|---------------|------------|--|--------------------------|----------------|---------------|-----------------|
| 217 | 8024648001238 | 15 | "Avana" sponge float | 13x30xh 3 cm | 300 gr 10.6 oz | 58x30xh 38 cm | 5 Kg 11 lbs |
| 217 SWE | 8024648007360 | 15 | "Sweepex" sponge float | 5 1/8"x11 7/8"xh 1 3/16" | | 23"x12"xh 15" | |
| 217 SWET | 8024648007377 | 15 | "Sweepex" sponge float with cuts | | | | |
| 217 RIC | 8024648001139 | 30 | "Avana" replacement sponge | 13x30xh 3 cm | 160 gr 5.6 oz | 45x40xh 30 cm | 5,4 Kg 11.9 lbs |
| 217 RICSWE | 8024648005311 | 30 | "Sweepex" replacement sponge | 5 1/8"x11 7/8"xh 1 3/16" | | 17"x15"xh 12" | |
| 217 RICSWGT | 8024648005328 | 30 | "Sweepex" replacement sponge with cuts | | | | |
| 217 RICCEL | 8024648014115 | 30 | "Cellulose" replacement sponge for Epoxy | | 210 gr 7.4 oz | | 6,8 Kg 15 lbs |



SPONGE FLOATS 13x30 cm WITH QUICK CHANGE SYSTEM "EASY-LOCK"


MADE IN ITALY



217



217SWE




217SWET



217RIC



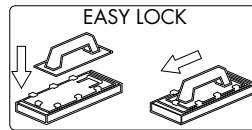
217RICSWE



217RICSWGT



217RICCEL



PACKAGE
CARTON BOX

QUICK CHANGE "EASY-LOCK" SPONGE FLOATS WITH INTERCHANGEABLE SPONGE

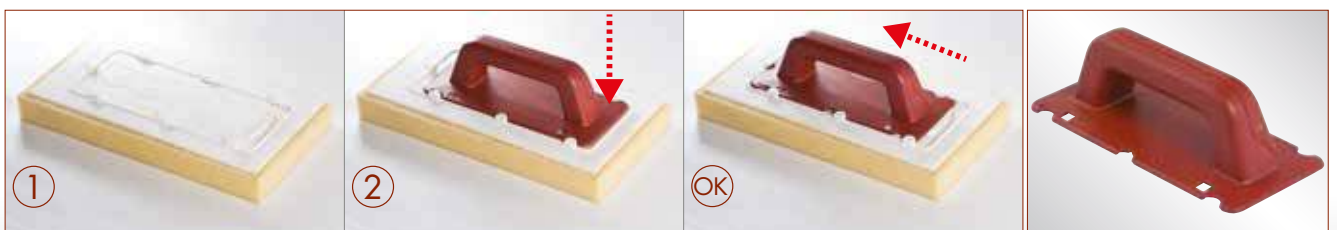
| Part No. | Barcode | Box Icon | Description | Type | Dimensions | Weight | Volume | Weight |
|-----------------|---------------|----------|----------------------------------|------|---|-------------------|--------------------------------|----------------|
| 217 | 8024648001238 | 15 | "Avana" sponge float | | 13x30xh 3cm 5 1/8"x11 7/8"xh 1 3/16" | 300 gr 10.6 oz | 58x30xh 38 cm 23"x12"xh 15" | 5 Kg 11 lbs |
| 217 SWE | 8024648007360 | 15 | "Sweepex" sponge float | | | | | |
| 217 SWET | 8024648007377 | 15 | "Sweepex" sponge float with cuts | | | | | |

QUICK CHANGE "EASY-LOCK" REPLACEMENT SPONGES

| Part No. | Barcode | Box Icon | Description | Type | Dimensions | Weight | Volume | Weight |
|--------------------|---------------|----------|--|------|--|------------------|--------------------------------|--------------------|
| 217 RIC | 8024648001139 | 30 | "Avana" replacement sponge | | 13x30xh 3 cm 5 1/8"x11 7/8"xh 1 3/16" | 160 gr 5.6 oz | 45x40xh 30 cm 17"x15"xh 12" | 5,4 Kg 11.9 lbs |
| 217 RICSWE | 8024648005311 | 30 | "Sweepex" replacement sponge | | | | | |
| 217 RICSWGT | 8024648005328 | 30 | "Sweepex" replacement sponge with cuts | | | | | |
| 217 RICCEL | 8024648014115 | 30 | "Cellulose" replacement sponge for Epoxy | | | | | |

QUICK CHANGE HANDLE "EASY-LOCK"

| Part No. | Barcode | Box Icon | Description | Dimensions | Weight | Volume | Weight |
|------------------|---------------|----------|---------------------------------|-------------------------|----------------|--|-----------------|
| 306IR20DN | 8024648087911 | 25 | Quick change handle "EASY-LOCK" | 24x10 cm 9 7/16"x 4" | 140 gr 5 oz | 35x27xh 31 cm 14"x10 5/8"xh 12 1/2" | 4 Kg 8.8 lbs |



WASH BASINS, SPONGE FLOATS AND SPONGES

SPONGE FLOATS 17x34 cm WITH QUICK CHANGE SYSTEM "EASY-LOCK"

MADE IN ITALY



336



336SWE



336SWET



336RIC



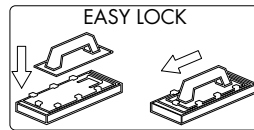
336RICSWE



336RICSWET



336RICCEL



QUICK CHANGE "EASY-LOCK" SPONGE FLOATS WITH INTERCHANGEABLE SPONGE


| Part No. | Barcode | Box Icon | Description | Type | Dimensions | Weight | Box Dimensions | Weight |
|----------|---------------|----------|----------------------------------|------|-------------------------|--------|----------------|--------|
| 336 | 8024648001221 | 10 | "Avana" sponge float | | 17x34xh 4 cm | 400 gr | 58x30xh 38 cm | 4,6 Kg |
| 336SWE | 8024648007353 | 10 | "Sweepex" sponge float | | 6 5/8"x13 3/8"xh 1 5/8" | 14 oz | 23"x12"xh 15" | 10 lbs |
| 336SWET | 8024648007438 | 10 | "Sweepex" sponge float with cuts | | | | | |

QUICK CHANGE "EASY-LOCK" REPLACEMENT SPONGES

| Part No. | Barcode | Box Icon | Description | Type | Dimensions | Weight | Box Dimensions | Weight |
|------------|---------------|----------|--|------|-------------------------|--------|----------------|-----------------|
| 336RIC | 8024648001047 | 15 | "Avana" replacement sponge | | 17x34xh 4 cm | 240 gr | 45x40xh 30 cm | 4 Kg |
| 336RICSWE | 8024648005335 | 15 | "Sweepex" replacement sponge | | 6 5/8"x13 3/8"xh 1 5/8" | 8.4 oz | 17"x15"xh 12" | 8.8 lbs |
| 336RICSWET | 8024648005342 | 15 | "Sweepex" replacement sponge with cuts | | | | | |
| 336RICCEL | 8024648014122 | 15 | "Cellulose" replacement sponge for Epoxy | | | 320 gr | 11.2 oz | 5,4 Kg 11.9 lbs |

QUICK CHANGE HANDLE "EASY-LOCK"

| Part No. | Barcode | Box Icon | Description | Dimensions | Weight | Box Dimensions | Weight |
|-----------|---------------|----------|---------------------------------|-----------------------|-------------|-------------------------------------|--------------|
| 306IR20DN | 8024648087911 | 25 | Quick change handle "EASY-LOCK" | 24x10 cm 9 7/16" x 4" | 140 gr 5 oz | 35x27xh 31 cm 14"x10 5/8"xh 12 1/2" | 4 Kg 8.8 lbs |



SPONGE FLOATS 13x42 cm - 13x29 cm

MADE IN ITALY




355FSMOH



355FSSWOH



355FSSWOHT




355RIC




355RICSWE



355RICSWET



355RICCEL



197SC



197



PACKAGE
CARTON BOX

QUICK CHANGE SPONGE FLOATS WITH INTERCHANGEABLE SPONGE

| Part No. | Barcode | Box Icon | Description | Type | Dimensions | Weight | Box Dimensions | Weight |
|------------|---------------|----------|--|------|--------------------------|-----------------|----------------------|--------------------|
| 355FSMOH | 8024648001191 | 5 | "Avana" sponge float without handle | | 13x42xh 3 cm | 1,4 Kg 3 lbs | 30x45xh 20 cm | 7,5 Kg 16.5 lbs |
| 355FSSWOH | 8024648005427 | 5 | "Sweepex" sponge float without handle | | 5 1/8"x16 1/2"xh 1 3/16" | | 11 7/8"x17"xh 8 1/4" | |
| 355FSSWOHT | 8024648009807 | 5 | "Sweepex" sponge float with cuts, without handle | | | | | |

REPLACEMENT SPONGES

| Part No. | Barcode | Box Icon | Description | Type | Dimensions | Weight | Box Dimensions | Weight |
|------------|---------------|----------|--|------|--|----------------|--------------------------------|-------------------|
| 355RIC | 8024648001061 | 20 | "Avana" replacement sponge | | 13x42xh 3 cm 5 1/8"x16 1/2"xh 1 3/16" | 260 gr | 45x40xh 30 cm 17"x15"xh 12" | 5,8 Kg |
| 355RICSWE | 8024648007384 | 20 | "Sweepex" replacement sponge | | | 9.2 oz | | 12.8 lbs |
| 355RICSWET | 8024648007391 | 20 | "Sweepex" replacement sponge with cuts | | | 400 gr | | 8,6 Kg |
| 355RICCEL | 8024648014108 | 20 | "Cellulose" replacement sponge for Epoxy | | | 14 oz | | 19 lbs |
| 331RIC | 8024648001030 | 20 | "Avana" replacement sponge | | 13x29xh 4 cm 5 1/8"x11 3/8"xh 1 5/8" | 200 gr 7 oz | | 4,5 Kg 9.9 lbs |

ANODIZED ALUMINUM HANDLE

| Part No. | Barcode | Box Icon | Description | Ø | Length | Weight | Box Dimensions | Weight |
|----------|---------------|----------|---------------------|---------|--------|------------------|----------------|-------------------|
| 197 | 8024648000637 | 12 | Without hole | 27 mm | 133 cm | 420 gr 14.8 oz | 140x20xh 10 cm | 5,5 Kg 12.1 lbs |
| 197SC | 8024648014511 | 12 | Sectional with hole | 1 1/16" | 52" | 530 gr 18.7 oz | 71x23xh 12 cm | 6,7 Kg 14.8 lbs |



WASH BASINS, SPONGE FLOATS AND SPONGES

CARVED SPONGE FLOATS AND ONE PIECE SPONGE FLOATS


MADE IN ITALY



355FSSWSCO



336SWESCO



217SWESCON



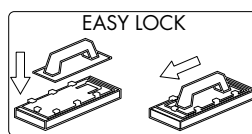
355RICSWESCO



336RICSWESCO



217RICSWESCO



PACKAGE



QUICK CHANGE SPONGE FLOATS WITH INTERCHANGEABLE CARVED SPONGE FLOAT

| Part No. | Barcode | Box Icon | Description | Type | Dimensions | Weight | Dimensions | Weight |
|------------|---------------|----------|--|------|--|-------------------|---------------------------------------|--------------------|
| 355FSSWSCO | 8024648017864 | 5 | Carved "Sweepex" sponge float without handle | | 13x42xh 3cm 5 1/8"x16 1/2"xh 1 3/16" | 1,4 Kg 3 lbs | 30x45xh 20 cm 11 7/8"x17"xh 8 1/4" | 7,5 Kg 16.5 lbs |
| 336SWESCO | 8024648017574 | 10 | Carved "Sweepex" sponge float "EASY-LOCK" | | 17x34xh 4 cm 6 5/8"x13 3/8"xh 1 5/8" | 300 gr 11.6 oz | 58x30xh 38 cm | 3,8 Kg 8.4 lbs |
| 217SWESCON | 8024648017567 | 15 | Carved "Sweepex" sponge float "EASY-LOCK" | | 13x30xh 3 cm 5 1/8"x11 7/8"xh 1 3/16" | 230 gr 8.1 oz | 23"x12"xh 15" | 4 Kg 8.8 lbs |

REPLACEMENT SPONGE

| Part No. | Barcode | Box Icon | Description | Type | Dimensions | Weight | Dimensions | Weight |
|--------------|---------------|----------|--|------|--|------------------|--------------------------------|--------------------|
| 355RICSWESCO | 8024648017871 | 20 | Carved "Sweepex" replacement sponge | | 13x42xh 3cm 5 1/8"x16 1/2"xh 1 3/16" | 260 gr 9.2 oz | | 5,8 Kg 12.8 lbs |
| 336RICSWESCO | 8024648017581 | 15 | Carved "Sweepex" replacement sponge "EASYLOCK" | | 17x34xh 4 cm 6 5/8"x13 3/8"xh 1 5/8" | 240 gr 8.4 oz | 45x40xh 30 cm 17"x15"xh 12" | 4 Kg 8.8 lbs |
| 217RICSWESCO | 8024648017598 | 30 | Carved "Sweepex" replacement sponge "EASYLOCK" | | 13x30xh 3 cm 5 1/8"x11 7/8"xh 1 3/16" | 160 gr 5.6 oz | | 5,4 Kg 11.9 lbs |



395U/G




395U/GCELL

PACKAGE



ONE PIECE SPONGE FLOATS

| Part No. | Barcode | Box Icon | Description | Type | Dimensions | Weight | Dimensions | Weight |
|------------|---------------|----------|--------------------------------------|------|--------------------------|---------------|---------------|--------------------|
| 395U/G | 8024648006318 | 24 | "Sweepex" sponge float | | 12x26xh 3 cm | 200 g 7 oz | 58x30xh 38 cm | 5,3 Kg 11.7 lbs |
| 395U/GCELL | 8024648080653 | 24 | "Cellulosa" sponge float (for Epoxy) | | 4 3/4"x10 3/8"xh 1 3/16" | | 23"x12"xh 15" | |



SPONGES

MADE IN ITALY



291SWENYL



BOX



291MAXIT



BOX



291



BOX



291SWERIG



BOX



291CELRIG



BOX



291EPOXI



BOX



291OVALE



BOX

PACKAGE



SPONGES

| Part No. | Barcode | Box Icon | Description | Type | Dimensions | Weight | Volume | Box Dimensions | Weight |
|-----------|---------------|----------|---|--------------|--------------|--------------------------|--------------|-----------------------------------|----------------|
| 291SWENYL | 8024648011060 | 50 | "Sweepex" sponge | Yellow | 16x12xh 7cm | 6 3/8" x 4 3/4" x 2 3/4" | 40 gr 1.4 oz | 61x34xh 36cm 24"x13 3/8"xh 14" | 2,6 Kg 5.7 lbs |
| 291MAXIT | 8024648001252 | 50 | "Avana" sponge | Brown | 19x12xh 7cm | 7 1/2" x 4 3/4" x 2 3/4" | 42 gr 1.5 oz | | 2,7 Kg 6 lbs |
| 291 | 8024648001245 | 72 | "Avana" sponge | Brown | 14x11xh 6 cm | 5 1/2" x 4 3/8" x 2 3/8" | 22 gr 0.8 oz | | 2,2 Kg 4.9 lbs |
| 291SWERIG | 8024648011091 | 30 | "Sweepex" sponge + hard abrasive sponge | Yellow/White | 16x9xh 7cm | 6 3/8" x 3 1/2" x 2 3/4" | 30 gr 1 oz | 39x35xh 31 cm | 1,3 Kg 2.9 lbs |
| 291CELRIG | 8024648011107 | 30 | "Cellulose" sponge + hard abrasive sponge | Yellow/White | 16x9xh 7cm | 6 3/8" x 3 1/2" x 2 3/4" | 70 gr 2.5 oz | | 2,5 Kg 5.5 lbs |
| 291EPOXI | 8024648001269 | 30 | Hard abrasive sponge | Yellow | 16x9xh 7cm | 6 3/8" x 3 1/2" x 2 3/4" | 40 gr 1.4 oz | 15 3/8" x 13 3/4" x 12 1/4" | 1,6 Kg 3.5 lbs |
| 291OVALE | 8024648006301 | 30 | "Cellulose" sponge for Epoxy | White | 19x12xh 4cm | 7 1/2" x 4 3/4" x 1 1/2" | 70 gr 2.5 oz | | 2,5 Kg 5.5 lbs |



WASH BASINS, SPONGE FLOATS AND SPONGES


GROUTING TOOLS



GROUTING TOOLS

| | |
|--|----|
| ANTIABRASION RUBBER GROUT FLOATS | N2 |
| FOAM RUBBER GROUT FLOATS | N3 |
| FOAM AND STIFF RUBBER GROUT RAKES / SQUEEGEE | N4 |
| FLOAT WITH SCRUB PAD / JOINT CLEANER | N5 |
| BROOMS | N6 |

Our range of grouting tools offers a wide portfolio of solutions for the installation of both cement and epoxy based grouts. The 5 rubber grout floats models, characterized by the innovative dual profile for optimal performance both with low and high density grout, are available in various sizes and consistencies. Furthermore, 2 models of foam rubber grout floats. Both lines include models with Interchangeable rubber. To complete the offer of grouting tools, the 7 grout-rakes/squeegees models: available with double foam rubber or single stiff rubber, in painted or stainless steel. Last but not least: float with Interchangeable scrub pads (available in 5 different levels of abrasiveness), tools to clean and smooth the joints and even brooms with angled handle for a more correct posture.



ANTIABRASION RUBBER GROUT FLOATS

MADE IN ITALY



136/12SG



136/24SG



136B12SG



136B24SG



13695X245SG



BOX



13695X245BSG



BOX



13695X245C



136GM02D



BOX

PACKAGE



CARTON BOX



DISPLAY BOX

ANTIABRASION RUBBER GROUT FLOATS


- For grouting of floors and walls.
- Injection rubber.
- Ergonomic handle, antiabrasion rubber.

- The dual profile rubber (18°o 42°) allows optimal performance both with low density and high density grout, with both narrow and large joints.

| Part No. | Barcode | Quantity | Description | Interchangeable | Injection | Dimensions (mm) | Dimensions (in) | Weight (gr) | Weight (oz) | Dimensions (cm) | Dimensions (in) | Weight (Kg) | Weight (lbs) |
|--------------|---------------|----------|--|-----------------|-----------|-----------------|-----------------|-------------|-------------|-----------------|---------------------------|-------------|--------------|
| 136/12SG | 8024648058591 | 12 | "Blue" soft rubber. Dual profile | - | - | 115x250 mm | 4 1/2"x10" | 336 gr | 11.8 oz | 35x27xh31 cm | 13 3/4"x10 5/8"xh 12 1/4" | 4,4 Kg | 9.7 lbs |
| 136/24SG | 8024648060198 | 24 | "Blue" soft rubber. Dual profile | - | • | 115x250 mm | 4 1/2"x10" | 336 gr | 11.8 oz | 39x35xh31 cm | 15 3/8"x13 3/4"xh 12 1/4" | 8,5 Kg | 18.7 lbs |
| 136B12SG | 8024648060204 | 12 | "Green" rigid rubber. Dual profile | - | - | 115x250 mm | 4 1/2"x10" | 336 gr | 11.8 oz | 35x27xh31 cm | 13 3/4"x10 5/8"xh 12 1/4" | 4,4 Kg | 9.7 lbs |
| 136B24SG | 8024648060211 | 24 | "Green" rigid rubber. Dual profile | - | - | 115x250 mm | 4 1/2"x10" | 336 gr | 11.8 oz | 39x35xh31 cm | 15 3/8"x13 3/4"xh 12 1/4" | 8,5 Kg | 18.7 lbs |
| 13695X245SG | 8024648060228 | 24 | "Blue" soft rubber. Dual profile | - | • | 100x245 mm | 4"x9 5/8" | 306 gr | 10.8 oz | 39x35xh31 cm | 15 3/8"x13 3/4"xh 12 1/4" | 7,7 Kg | 16.9 lbs |
| 13695X245BSG | 8024648060235 | 24 | "Green" rigid rubber. Dual profile | - | • | 100x245 mm | 4"x9 5/8" | 306 gr | 10.8 oz | 39x35xh31 cm | 15 3/8"x13 3/4"xh 12 1/4" | 7,7 Kg | 16.9 lbs |
| 13695X245C | 8024648000484 | 24 | "Azzurrina" soft rubber. Interchangeable | • | • | 95x245 mm | 3 3/4"x9 5/8" | 330 gr | 11.6 oz | 39x35xh31 cm | 15 3/8"x13 3/4"xh 12 1/4" | 8,3 Kg | 18.3 lbs |

REPLACEMENT FOAM RUBBER

| Part No. | Barcode | Quantity | Description | Dimensions (mm) | Dimensions (in) | Weight (gr) | Weight (oz) | Dimensions (cm) | Dimensions (in) | Weight (Kg) | Weight (lbs) |
|----------|---------------|----------|--|-----------------|-----------------|-------------|-------------|-----------------|-----------------|-------------|--------------|
| 136GM02D | 8024648000545 | 10 | Replacement rubber pad for 136 95X245C | 95x245 mm | 3 3/4"x9 5/8" | 150 gr | 5.3 oz | 27x15xh 10 cm | 10 5/8"x6"xh 4" | 1,6 Kg | 3.5 lbs |




GROUTING TOOLS



136N



BOX



136RC03A



136NECO/20



BOX



147

PACKAGE



FOAM RUBBER GROUT FLOATS

- For grouting of floors and walls.
- Ergonomic handle, medium density foam

rubber.

- Suitable for low density grouts and for joints up to 3 mm (1/8").
- For item 136N: Quick Change interchangeable foam rubber.

| Part No. | Barcode | Box | Description | Interchangeable | Image | Weight | Dimensions | Weight |
|------------|---------------|-----|---------------------------------|-----------------|-------|------------------|---|-------------------|
| 136N | 8024648000514 | 15 | "Black" foam rubber "EASY-LOCK" | • | | 300 gr 10.6 oz | 39x35xh 31 cm 15 3/8"x13 3/4"xh 12 1/4" | 4,9 Kg 10.8 lbs |
| 136NECO/20 | 8024648014474 | 20 | "Black" foam rubber | — | | 200 gr 7 oz | | 4,4 Kg 9.7 lbs |

REPLACEMENT FOAM RUBBER

| Part No. | Barcode | Box | Description | Image | Weight | Dimensions | Weight |
|----------|---------------|-----|--|-------|-----------------|-------------------------------------|------------------|
| 136RC03A | 8024648087904 | 6 | Replacement rubber for art. 136N "EASY-LOCK" | | 180 gr 6.3 oz | 31x10xh 14 cm 12 1/4"x4"xh 5 1/2" | 1,2 Kg 2.6 lbs |

GROUT FLOAT 28 cm

- For grouting of walls. Plastic handle, soft rubber blade.

- Suitable for low density grouts and for small grout joints.

| Part No. | Barcode | Box | Description | Image | Weight | Dimensions | Weight |
|----------|---------------|-----|-----------------------------------|-------|---------------|------------------------------|------------------|
| 147 | 8024648000569 | 12 | Rubber trowel with plastic handle | | 200 gr 7 oz | 33x33xh 10 cm 13"x13"xh 4" | 2,8 Kg 6.2 lbs |



FOAM AND STIFF RUBBER GROUT RAKES / SQUEEGEE

MADE IN ITALY



PACKAGE



REPLACEABLE DOUBLE RUBBER RAKES

- Available in painted or stainless steel with special flexible design to improve shock resistance.
- Handle housing Ø 26 mm (10").
- The double foam rubber allows greater liquid gathering.
- Replaceable foam rubber.

| Part No. | Barcode | Box | Diagram | Weight | Dimensions | Dimensions | Weight |
|---------------|---------------|-----|-------------------|------------------|---------------|--------------------------|-------------------|
| 140 | 8024648000422 | 12 | 75 cm 29 1/2" | 600 gr 21.2 oz | 80x33xh 21 cm | 31 1/2"x13"xh 8 1/4" | 8 Kg 17.6 lbs |
| 139 | 8024648000408 | 15 | 50 cm 19 11/16" | 500 gr 17.6 oz | 58x30xh 25 cm | 22 7/8"x11 3/4"xh 9 7/8" | 7,9 Kg 17.4 lbs |
| 139 40 | 8024648000415 | 15 | 40 cm 15 3/4" | 400 gr 14.1 oz | 58x30xh 25 cm | 22 7/8"x11 3/4"xh 9 7/8" | 6,4 Kg 14.1 lbs |

STAINLESS STEEL REPLACEABLE DOUBLE RUBBER RAKES

| Part No. | Barcode | Box | Diagram | Weight | Dimensions | Dimensions | Weight |
|----------------|---------------|-----|-------------------|------------------|---------------|--------------------------|-------------------|
| 140INOX | 8024648000460 | 12 | 75 cm 29 1/2" | 600 gr 21.2 oz | 80x33xh 21 cm | 31 1/2"x13"xh 8 1/4" | 8 Kg 17.6 lbs |
| 139INOX | 8024648000453 | 15 | 50 cm 19 11/16" | 500 gr 17.6 oz | 58x30xh 25 cm | 22 7/8"x11 3/4"xh 9 7/8" | 7,9 Kg 17.4 lbs |

STIFF RUBBER RAKES

- Made of painted steel with special flexible design to improve shock resistance.
- Handle housing Ø 26 mm (10").
- The stiff rubber makes them suitable for medium and high density grouts.

| Part No. | Barcode | Box | Diagram | Weight | Dimensions | Dimensions | Weight |
|---------------|---------------|-----|-----------------|------------------|----------------|--------------------------|-------------------|
| 150 60 | 8024648000439 | 12 | 60 cm 23 5/8" | 500 gr 17.6 oz | 80x33xh 21 cm | 31 1/2"x13"xh 8 1/4" | 6.8 Kg 15 lbs |
| 150 | 8024648000446 | 15 | 40 cm 15 3/4" | 400 gr 14.1 oz | 58x30 xh 25 cm | 22 7/8"x11 3/4"xh 9 7/8" | 6,4 Kg 14.1 lbs |

ANODIZED ALUMINUM POLE

- Superior strength. Sectional version and multiple length solid versions are available.

| Part No. | Barcode | Box | Description | Ø | Length | Weight | Dimensions | Dimensions | Weight |
|-----------------|---------------|-----|---------------------|------------------|------------------|------------------|----------------|---------------|-------------------|
| 197 | 8024648000637 | 12 | Without hole | 27 mm 1 1/16" | 133 cm | 420 gr 14.8 oz | 140x25xh 10 cm | 55"x10"xh 4" | 5,5 Kg 12.1 lbs |
| 197SC | 8024648014511 | 10 | Sectional with hole | | 52" | 530 gr 18.7 oz | 71x23xh 15 cm | 28"x9"xh 6" | 5,8 Kg 12.7 lbs |
| 197180CM | 8024648000644 | 12 | With hole | | 180 cm 70 7/8" | 540 gr 18.3 oz | 180x25xh 25 cm | 70"x10"xh 10" | 7,2 Kg 15.9 lbs |



GROUTING TOOLS



226



BOX



306IV01D



227M

227N

227V

227B



275



275RIC

PACKAGE



FLOAT WITH ABRASIVE PADS

- Ergonomic handle.
- Pads are held in place with velcro.

- Pad depth 20 mm (3/4").
- Supplied with: 1 black pad + 1 white pad.

| Part No. | Barcode | Box Icon | Description | Weight Icon | Dimensions Icon | Weight | Dimensions | Weight | Dimensions | Weight | Dimensions |
|----------|---------------|----------|--|-------------|-----------------|--------|------------|---------------|---------------------------|--------|------------|
| 226 | 8024648000583 | 12 | "Finish" with 2 pads (black and white) | • | | 300 gr | 10.6 oz | 39x35xh 31 cm | 15 3/8"x13 3/4"xh 12 1/4" | 4 Kg | 8.8 lbs |
| 306IV01D | 8024648005304 | 12 | "Finish" handle with velcro | - | 120x250 mm | 180 gr | 6.4 oz | 40x40xh 15 cm | 15"x15"xh 1 1/2" | 2,6 Kg | 5.7 lbs |

REPLACEMENT PADS

| Part No. | Barcode | Box Icon | Description | Weight Icon | Dimensions Icon | Weight | Dimensions | Weight | Dimensions |
|----------|---------------|----------|------------------------------------|-----------------|-------------------|--------|------------|--------------|------------------|
| 227M | 8024648059093 | 10 | Brown pad (very high abrasiveness) | 120x250xh 20 mm | 4 3/4"x10"xh 3/4" | 80 gr | 2.8 oz | 5x25xh 11 cm | 10"x10"xh 4 3/8" |
| 227N | 8024648000590 | 10 | Black pad (high abrasiveness) | | | 25 gr | 0.9 oz | | |
| 227V | 8024648071385 | 10 | Green pad (medium abrasiveness) | | | | | | |
| 227B | 8024648000606 | 10 | White pad (low abrasiveness) | | | | | | |

GROUTSAW

- For joint cleaning, removal of old grout, loose grout, moldy or discoloured grout.
- Electro-welded wolfram carbide blades.

- The blades can be overlapped to accommodate larger joint sizes.
- Supplied with: 2 wolfram carbide blades.

| Part No. | Barcode | Box Icon | Description | Weight Icon | Dimensions Icon | Weight | Dimensions | Weight | Dimensions |
|----------|---------------|----------|---------------------------|-------------|-----------------|---------------|-----------------|--------|------------|
| 275 | 8024648007896 | 10 | "Abratughe" with 2 blades | 80 gr | 2.8 oz | 27x15xh 10 cm | 10 5/8"x6"xh 4" | 500 gr | 17.6 oz |
| 275RIC | 8024648007902 | 10 | Wolfram carbide blade | 5 gr | 0.2 oz | - | - | 50 gr | 1.8 oz |



BROOMS

MADE IN ITALY



348A



348B



BOX



197180CM

197

197SC

PACKAGE



DISPLAY BOX

BROOMS

- The broom head's angle is ergonomically correct to provide maximum cleaning with minimal fatigue. The aluminum pole Ø 27 mm (1 1/16") is flexible to provide a natural springing motion which reduces impact shock while improving efficiency.

| Part No. | Barcode | Quantity | Description | Weight | Length | Head Dimensions | Box Dimensions | Weight | Weight |
|----------|---------------|----------|--|--------|---------|-----------------|---------------------------|--------|----------|
| 348A | 8024648000613 | 12 | "Battista" soft bristles (without handle) | 400 gr | 14.1 oz | 39x35xh 31 cm | 15 3/8"x13 3/4"xh 12 1/4" | 5,2 Kg | 11.5 lbs |
| 348B | 8024648000620 | 12 | "Battista" stiff bristles (without handle) | | | | | | |

PACKAGE



CARTON BOX

ANODIZED ALUMINUM POLE

- Superior strength. Sectional version and multiple length solid versions are available.

| Part No. | Barcode | Quantity | Description | Ø | Length | Weight | Length | Head Dimensions | Box Dimensions | Weight | Weight |
|----------|---------------|----------|---------------------|------------------|------------------|--------|---------|-----------------|----------------|--------|----------|
| 197 | 8024648000637 | 12 | Without hole | 27 mm 1 1/16" | 133 cm | 420 gr | 14.8 oz | 140x25xh 10 cm | 55"x10"xh 4" | 5,5 Kg | 12.1 lbs |
| 197SC | 8024648014511 | 10 | Sectional with hole | | 52" | 530 gr | 18.7 oz | 71x23xh 15 cm | 28"x9"xh 6" | 5,8 Kg | 12.7 lbs |
| 197180CM | 8024648000644 | 12 | With hole | | 180 cm 70 7/8" | 540 gr | 18.3 oz | 180x25xh 25 cm | 70"x10"xh 10" | 7,2 Kg | 15.9 lbs |



GROUTING TOOLS

ADHESIVE TOOLS, TROWEL & SCRAPERS



THIN-SET ADHESIVE SPREADER

"COLOMBO" ADHESIVE SPREADER DEVICE○2

NOTCHED TROWELS

SLANT RIDGE NOTCHED TROWELS 28x13 cm AND 36x13 cm
(11"x5 1/8" AND 14 3/16"x5 1/8").....○3

RUBBER HANDLE NOTCHED TROWELS cm 36x13
(14 3/16"x5 1/8")○4

RUBBER HANDLE NOTCHED TROWELS 28x12 cm (11"x4 3/4") ○5

WOOD HANDLE NOTCHED TROWELS 28x12 cm (11"x4 3/4") ○6

NOTCHED TROWELS 48x13 cm (18 7/8"x5 1/8")○7

TRAPEZIAL NOTCHED TROWELS○8



OTHER TOOLS FOR ADHESIVE

THINSET SHOES FOR WALKING ON THINSET/ADHESIVE○9

PLATFORMS TO WALK OVER THE FLOOR WITHOUT MOVING

THE TILES○9

"FIDO" ERGONOMIC SUPPORT○9



SCRAPERS AND FINISHING TROWELS

TROWELS AND SCRAPERS○10

SMOOTH STEEL TROWELS○11

MIXING PADDLES AND BUCKETS

MIXING PADDLES AND BUCKETS○12



Everything you need for installation with adhesive. 48 models of notched trowels available with 18 Notch Notch types of teeth, with rubber or wooden handle. In addition to that, "Colombo", the device to spread the adhesive, a special trowel designed for skirting as well as the platforms and shoes to walk on the floor with fresh adhesive. Furthermore we offer a wide range of smooth trowels, bricklayer trowels and spatulas as well as mixing paddles for drills. As regards to the mixing of adhesives, we refer to the previous section "mixers".



THIN-SET ADHESIVE SPREADER "COLOMBO"

MADE IN ITALY



397/66



397L36Q8/10



397L36Q6/12



397L36V8/11



397L36T9/15

TECHNICAL FEATURES



PACKAGE



CARTON BOX

"COLOMBO"

- For tiles up to 66 cm (26").
- Efficient and Easy-to-use.
- Saves the time for spreading the adhesive.
- The adhesive is spread in an upright position with a consistent and even depth.
- Since the "Colombo" is fully adjustable to the width of your tile, there is no possibility of extra

adhesive "skinning over" and creating a potential bond break. Spread only what you need.

- Supplied with: two dual notch blades with 8x8 - 10x10 mm and 6x6 - 12x12 mm 8x8 - 10x10 mm e 6x6 - 12x12 mm (5/16" x 5/16" - 13/32" x 13/32" e 1/4" x 1/4" - 15/32" x 15/32").

| Part No. | Barcode | Box Icon | Description | Weight | Volume | Dimensions | Weight |
|----------|---------------|----------|---------------------------------|---------|----------|---------------|------------------|
| 397/66 | 8024648015440 | 1 | "Colombo" for tiles up to 66 cm | 11,5 Kg | 25.4 lbs | 50x50xh 27 cm | 20"x20"xh10 5/8" |

DUAL NOTCH BLADES

- Interchangeable stainless steel blades with magnetic Quick Change.

| Part No. | Barcode | Box Icon | Notch type | Description | Notch size | Weight | Volume | Dimensions | Weight |
|-------------|---------------|----------|------------|-----------------------------|--------------------|-----------------|-------------|-------------|-----------------|
| 397L36Q8/10 | 8024648015495 | 1 | | Dual notch blades 8/10 mm | 8x8 mm 10x10 mm | 1,4 Kg 3 lbs | 40x15xh 5cm | 15"x6"xh 2" | 3 Kg 6.6 lbs |
| 397L36Q6/12 | 8024648015501 | 1 | | Dual notch blades 6/12 mm | 6x6 mm 12x12 mm | | | | |
| 397L36V8/11 | 8024648015518 | 1 | | Dual notch blades V 8/11 mm | 8 mm 11 mm | 1,4 Kg 3 lbs | 40x15xh 5cm | 15"x6"xh 2" | 3 Kg 6.6 lbs |
| 397L36T9/15 | 8024648015525 | 1 | | Dual notch blades 9/15 mm | 9 mm 15 mm | | | | |



ADHESIVE TOOLS, TROWEL & SCRAPERS

SLANT RIDGE NOTCHED TROWELS 28x13 AND 36x13 cm (11"x5 1/8" AND 14 3/16"x5 1/8")

MADE IN E.U.

PATENTED



183HFV10



183HFV8



183HFV6



184HFV10G



184HFV08G

TECHNICAL FEATURES



PACKAGE



SLANT RIDGE NOTCHED TROWELS

- The slanted and rounded notch provide the following advantages:
 - maximum coverage: when placing the tile on adhesive spread with a slanted ridge, the ridges overlap and collapse to provide superior adhesive coverage and consequently avoid any air pocket under the tile/slab;
 - no air pocket under the tile/slab means avoid water infiltration in case of outdoor floors or swim-ming pools. Also, in case of thin slabs (3-7 mm thickness), it avoids any breakages

- caused by concentrated loads;
 - the absence of air under the tile improves the transmission of heat in case of underfloor heating;
 - the rounded shape of the notch reduces the chance of the adhesive "binding" and ripping away the ridges while troweling. The adhesive does not bind in the rounded corners of this notch so the adhesive ridges stay intact.
- Rubber handle mounted on a die-cast aluminum core.
 - Stainless steel, 100% rust-proof.

SLANT RIDGE NOTCHED 28x13 cm (11"x5 1/8")

Rust proof stainless steel 0.7 mm. Rubber handle mounted on a die-cast aluminum core.

| Part No. | Barcode | Box | Notch type | Notch size | | Trowel | | Weight | | Dimensions | | Net Weight | |
|----------|---------------|-----|------------|------------|--------|--------|--|--------|---------------|---------------------|--------|------------|--|
| 183HFV10 | 8024648016737 | 6 | | 10 mm | 13/32" | | | | 32x22xh 15 cm | 12 1/2"x8 5/8"xh 6" | 2,3 Kg | 5.1 lbs | |
| 183HFV8 | 8024648016744 | 6 | | 8 mm | 5/16" | | | | | | | | |
| 183HFV6 | 8024648016751 | 6 | | 6 mm | 1/4" | | | | | | | | |

SLANT RIDGE NOTCHED 36x13 cm (14 3/16"x5 1/8")

- The 36x13 cm (14 3/16" x 5 1/8") size increases of 30% the coverage for each pass (compared to 28x12 cm - 11x4 3/4"); this makes this trowel perfect for larg format tiles.

| Part No. | Barcode | Box | Notch type | Notch size | | Trowel | | Weight | | Dimensions | | Net Weight | |
|-----------|---------------|-----|------------|------------|--------|--------|--|--------|---------------|-------------------|------|------------|--|
| 184HFV10G | 8050532005006 | 6 | | 10 mm | 13/32" | | | | 38x30xh 12 cm | 15"x12"x h 4 3/4" | 3 Kg | 6.6 lbs | |
| 184HFV08G | 8050532004993 | 6 | | 8 mm | 5/16" | | | | | | | | |

ADHESIVE SPREADING WITH STANDARD NOTCHED TROWEL



ADHESIVE SPREADING WITH SLANT RIDGE NOTCHED TROWEL




RUBBER HANDLE NOTCHED TROWELS 36x13 cm (14 3/16"x5 1/8")

MADE IN ITALY



184Q12G



184Q10G



184Q03G



184V06G



184V09G



184Q08G



184Q06G



184T15G

PACKAGE




CARTON BOX

RUBBER HANDLE NOTCHED TROWELS 36X13 CM (14 3/16"X5 1/8")

- The 36x13 cm (14 3/16" x 5 1/8") size increases of 30% the coverage for each pass (compared to 28x12 cm - 11" x 4 3/4" trowel).
- Perfect for large format tiles.
- Stamped in tempered steel 7/10.

- Handles are made of polished aluminum electro-welded to the blade.
- Rubber handgrips.
- Handgrip provided with anti-rotation device.
- Available in square and round notch as well as V shape.

| Part No. | Barcode | Box | Notch type | Notch size | | 36x13 cm | 11"x5 1/8" | 340 gr | 12 oz | 38x30xh12 cm | 15"x12"xh 4 3/4" | 3 Kg | 6.6 lbs |
|----------|---------------|-----|------------|------------|-----------------|----------|------------|--------|-------|--------------|------------------|------|---------|
| | | | | | | | | | | | | | |
| 184Q12G | 8024648003911 | 6 | | 12x12 mm | 15/32" x 15/32" | | | | | | | | |
| 184Q10G | 8024648003904 | 6 | | 10x10 mm | 13/32" x 13/32" | | | | | | | | |
| 184Q03G | 8024648003874 | 6 | | 3x3 mm | 1/8" x 1/8" | | | | | | | | |
| 184Q06G | 8050532001374 | 6 | | 6x6 mm | 1/4" x 1/4" | | | | | | | | |
| 184Q08G | 8024648086785 | 6 | | 8x8 mm | 5/16" x 5/16" | | | | | | | | |
| 184V06G | 8024648086716 | 6 | | 8 mm | 5/16" | | | | | | | | |
| 184V09G | 8024648086723 | 6 | | 11 mm | 7/16" | | | | | | | | |
| 184T15G | 8024648004208 | 6 | | 15 mm | 9/16" | | | | | | | | |



ADHESIVE TOOLS, TROWEL & SCRAPERS

RUBBER HANDLE NOTCHED TROWELS 28x12 cm (11"x4 3/4")

MADE IN ITALY



183 Q12G



183 Q10G



183 Q8G



183 Q6G



183 V9G



183 V6G



183 T15G



183 T9G

PACKAGE



CARTON BOX

RUBBER HANDLE NOTCHED TROWELS 28x12 cm (11"x4 3/4")


- Stamped in 22 gauge tempered steel $\frac{1}{16}$ " (1/32") with anti-corrosion treatment.
- Rubber handgrips.
- Handles are made of polished aluminum electro-welded to the blade with rubber handgrips fastened by a non-slip screw.
- Handgrip provided with anti-rotation device.

| Part No. | Barcode | Box | Notch type | Notch size | | Trowel | | Weight | | Dimensions | | | |
|----------|---------------|-----|------------|------------|-----------------|----------|------------|--------|-------|---------------|--------------------------|--------|----------|
| 183 Q12G | 8024648010483 | 16 | | 12x12 mm | 15/32" x 15/32" | 28x12 cm | 11"x4 3/4" | 340 gr | 12 oz | 63x30xh 12 cm | 24 7/8"x11 7/8"xh 4 3/4" | 5,8 Kg | 12.8 lbs |
| 183 Q10G | 8024648010490 | 16 | | 10x10 mm | 13/32" x 13/32" | | | | | | | | |
| 183 Q8G | 8024648010506 | 16 | | 8x8 mm | 5/16" x 5/16" | | | | | | | | |
| 183 Q6G | 8024648010520 | 16 | | 6x6 mm | 1/4" x 1/4" | 28x12 cm | 11"x4 3/4" | 340 gr | 12 oz | 63x30xh 12 cm | 24 7/8"x11 7/8"xh 4 3/4" | 5,8 Kg | 12.8 lbs |
| 183 Q3G | 8024648078490 | 6 | | 3x3 mm | 1/8" x 1/8" | | | | | | | | |
| 183 V9G | 8024648010551 | 16 | | 11 mm | 7/16" | 28x12 cm | 11"x4 3/4" | 340 gr | 12 oz | 63x30xh 12 cm | 24 7/8"x11 7/8"xh 4 3/4" | 5,8 Kg | 12.8 lbs |
| 183 V6G | 8024648007759 | 16 | | 8 mm | 5/16" | | | | | | | | |
| 183 T15G | 8024648010537 | 6 | | 15 mm | 9/16" | 28x12 cm | 11"x4 3/4" | 340 gr | 12 oz | 29x27xh 12 cm | 11 3/8"x10 5/8"xh 4 3/4" | 2,2 Kg | 4.8 lbs |
| 183 T9G | 8024648010568 | 6 | | 9 mm | 3/8" | | | | | | | | |



WOOD HANDLE NOTCHED TROWELS 28x12 cm (11"x 4 3/4")

MADE IN ITALY



183 12X12



183




183 8X8




183 6X6



183 3X3



183 V9



183 V6



183 V3



183 T15



183 T9

PACKAGE



CARTON BOX

NOTCHED TROWELS 28 x 12 cm (11"x4 3/4") WITH WOOD HANDLE

- Stamped in 22 guage tempered steel 6/10 (1/42") with anti-corrosion treatment.
- Handles are made of polished aluminum electro-welded to the blade with waxed wood handgrips fastened by a non-slip screw.

| Part No. | Barcode | Box | Notch type | Notch size | Blade | Weight | Volume | Weight |
|------------------|---------------|-----|------------|------------------------|---------------------|--------------|--|-----------------|
| 183 12X12 | 8024648000194 | 16 | | 12x12 mm 15/32"x15/32" | 28x12 cm 11"x4 3/4" | 340 gr 12 oz | 63x30xh 12 cm 24 7/8"x11 7/8"xh 4 3/4" | 5,8 Kg 12.8 lbs |
| 183 | 8024648000187 | 16 | | 10x10 mm 13/32"x13/32" | | | | |
| 183 8X8 | 8024648000200 | 16 | | 8x8 mm 5/16"x5/16" | | | | |
| 183 6X6 | 8024648000217 | 16 | | 6x6 mm 1/4"x1/4" | | | | |
| 183 3X3 | 8024648010407 | 6 | | 3x3 mm 1/8"x1/8" | 28x12 cm 11"x4 3/4" | 340 gr 12 oz | 29x27xh 12 cm 11 3/8"x10 5/8"xh 4 3/4" | 2,2 Kg 4.8 lbs |
| 183 V9 | 8024648000231 | 16 | | 11 mm 7/16" | 28x12 cm 11"x4 3/4" | 340 gr 12 oz | 63x30xh 12 cm 24 7/8"x11 7/8"xh 4 3/4" | 5,8 Kg 12.8 lbs |
| 183 V6 | 8024648000224 | 16 | | 8 mm 5/16" | 28x12 cm 11"x4 3/4" | 340 gr 12 oz | 63x30xh 12 cm 24 7/8"x11 7/8"xh 4 3/4" | 5,8 Kg 12.8 lbs |
| 183 V3 | 8024648010544 | 6 | | 3 mm 1/8" | 28x12 cm 11"x4 3/4" | 340 gr 12 oz | 29x27xh 12 cm 11 3/8"x10 5/8"xh 4 3/4" | 2,2 Kg 4.8 lbs |
| 183 T15 | 8024648000248 | 6 | | 15 mm 9/16" | 28x12 cm 11"x4 3/4" | 340 gr 12 oz | 29x27xh 12 cm 11 3/8"x10 5/8"xh 4 3/4" | 2,2 Kg 4.8 lbs |
| 183 T9 | 8024648000255 | 6 | | 9 mm 3/8" | 28x12 cm 11"x4 3/4" | 340 gr 12 oz | 29x27xh 12 cm 11 3/8"x10 5/8"xh 4 3/4" | 2,2 Kg 4.8 lbs |


LEFT-HANDED WOOD HANDLE NOTCHED TROWELS 28x12 cm (11"x4 3/4")

| Part No. | Barcode | Box | Notch type | Notch size | Blade | Weight | Volume | Weight |
|-----------------|---------------|-----|------------|------------------------|---------------------|--------------|--|-----------------|
| 183 S | 8024648010513 | 16 | | 10x10 mm 13/32"x13/32" | 28x12 cm 11"x4 3/4" | 340 gr 12 oz | 63x30xh 12 cm 24 7/8"x11 7/8"xh 4 3/4" | 5,8 Kg 12.8 lbs |
| 183 8X8S | 8024648007742 | 16 | | 8x8 mm 5/16"x5/16" | | | | |


ADHESIVE TOOLS, TROWEL & SCRAPERS




182 12X12




182




182 8X8



182 6X6



182 V9



182 V6



182 T15



182 T9

PACKAGE



CARTON BOX

NOTCHED TROWELS 48x13 cm (18 7/8"x5 1/8")

- Stamped in 21 guage tempered steel 7/10 (1/32") with anti-corrosion treatment.
- Handles are electro-welded to the blade.

- Handles are made of waxed wood handgrips.
- Bridge handle.

| Part No. | Barcode | Box | Notch type | Notch size | | Dimensions | | Weight | |
|-----------|---------------|-----|------------|------------|-----------------|---------------|----------------|--------|---------|
| 182 12X12 | 8024648006660 | 12 | | 12x12 mm | 15/32" x 15/32" | 48x13 cm | 18 7/8"x5 1/8" | 600 gr | 21.2 oz |
| 182 | 8024648000118 | 12 | | 10x10 mm | 13/32" x 13/32" | | | | |
| 182 8X8 | 8024648000125 | 12 | | 8x8 mm | 5/16" x 5/16" | | | | |
| 182 6X6 | 8024648000132 | 12 | | 6x6 mm | 1/4" x 1/4" | | | | |
| 182 V9 | 8024648000156 | 12 | | 11 mm | 7/16" | | | | |
| 182 V6 | 8024648000149 | 12 | | 8 mm | 5/16" | | | | |
| 182 T15 | 8024648000163 | 4 | | 15 mm | 9/16" | | | | |
| 182 T9 | 8024648006677 | 4 | | 9 mm | 3/8" | 50x25xh 10 cm | 20"x10"xh 4" | 2,7 Kg | 6 lbs |



TRAPEZIAL NOTCHED TROWELS

MADE IN ITALY



148



149



148Q10



148Q8



148Q6



148N5



148N3



409 10X10

PACKAGE



CARTON BOX

NOTCHED TROWELS 28 cm (11") WITH PLASTIC HANDLE

| Part No. | Barcode | Carton Qty | Notch type | Notch size | | Dimensions | | Weight | | Packaging | | | |
|----------|---------------|------------|------------|------------|-------|------------|-----|--------|--------|---------------|--------------|--------|---------|
| 148 | 8024648000279 | 12 | | 3 mm | 1/8" | 28 cm | 11" | 250 gr | 8.8 oz | 33x33xh 10 cm | 13"x13"xh 4" | 3,4 Kg | 7.5 lbs |
| 149 | 8024648000286 | 12 | | 11 mm | 7/16" | | | | | | | | |

NOTCHED TROWELS 20 cm (7 7/8") WITH STEEL HANDLE

| Part No. | Barcode | Carton Qty | Notch type | Notch size | | Dimensions | | Weight | | Packaging | | | |
|----------|---------------|------------|------------|------------|---------------|------------|--------|--------|--------|---------------|------------------------|--------|---------|
| 148 Q10 | 8024648014481 | 12 | | 10x10 mm | 13/32"x13/32" | 20 cm | 7 7/8" | 100 gr | 3.5 oz | 22x15xh 13 cm | 8 5/8"x5 7/8"xh 5 1/8" | 1,3 Kg | 2.9 lbs |
| 148 Q8 | 8024648014498 | 12 | | 8x8 mm | 5/16"x5/16" | | | | | | | | |
| 148 Q6 | 8024648014504 | 12 | | 6x6 mm | 1/4"x1/4" | | | | | | | | |
| 148 N5 | 8024648007810 | 12 | | 5 mm | 3/16" | | | | | | | | |
| 148 N3 | 8024648007797 | 12 | | 3,5 mm | 9/64" | | | | | | | | |

"ZOCOLINA" NOTCHED TROWELS FOR SKIRTING

• Notched spatula for skirting/chairrail tiles. The unique design of this "trowel" allow the user to easily apply adhesive to these smaller, narrower tiles without waste or mess.


| Part No. | Barcode | Carton Qty | Notch type | Notch size | | Dimensions | | Weight | | Packaging | | | |
|-----------|---------------|------------|------------|------------|---------------|------------|--------|--------|--------|---------------|-----------------|--------|---------|
| 409 10X10 | 8024648004932 | 12 | | 10x10 mm | 13/32"x13/32" | 13 cm | 5 1/8" | 150 gr | 5.3 oz | 27x15xh 10 cm | 10 5/8"x6"xh 4" | 1,9 Kg | 4.1 lbs |

ADHESIVE TOOLS, TROWEL & SCRAPERS

MADE IN ITALY



137HUSKY



390

390BU



174



THINSET SHOES (FOR WALKING ON THINSET / ADHESIVE)

• Steel bottom, toe-guard made of replaceable nylon.

• Tip guard designed for safety shoes.

| Part No. | Barcode | Box | Description | Weight | Dimensions | Weight | Dimensions |
|----------|---------------|-----|----------------------------------|------------------|-----------------------------------|-------------------|------------|
| 137HUSKY | 8024648000057 | 4 | Toothed shoes "Husky" (per pair) | 1,7 Kg / 3.7 lbs | 35x27xh 31 cm / 14"x10 5/8"xh 12" | 7,2 Kg / 15.9 lbs | |

"ISOLA" AND "PENISOLA" (PLATFORMS TO WALK OVER THE FLOOR WITHOUT MOVING THE TILES WHEN LAYING WITH ADHESIVE)

• The platforms have ridges which extend into the joint and enable the user to walk over the floor without disturbing the tiles.

• "Penisola": to walk on the floor during installation with adhesive - "T" layout.
• For joint larger then 2 mm (3/32").

• "Isola": to walk on the floor during installation with adhesive - "+" layout.



| Part No. | Barcode | Box | Description | Weight | Dimensions | Weight | Dimensions |
|----------|---------------|-----|--|-------------------|------------------------------|-----------------|------------|
| 390 | 8024648000064 | 5 | "Isola" To walk over the floor without moving the tiles (for "+" joints only) | 1,45 Kg / 3.2 lbs | 33x33xh 10 cm / 13"x13"xh 4" | 7,7 Kg / 17 lbs | |
| 390BU | 8024648010667 | 5 | "Penisola" To walk over the floor without moving the tiles (for "T" joints only) | 0,75 Kg / 1.7 lbs | 33x33xh 10 cm / 13"x13"xh 4" | 4 Kg / 8.8 lbs | |

"FIDO" ERGONOMIC SUPPORT

• Comfortable, stable and safe support during the operation of spreading adhesive, placing, adjusting, cleaning of tiles, etc.

• Particularly useful for laying large format tiles.

• Thanks to the ergonomic design the weight of the body is distributed in an optimum manner relieving fatigue and increasing the working area range of the operator thus reducing installation time.

• It comes with 4 white removable rubber feet (anti-slip and anti-stain): "FIDO" can be used (without feet) on adhesive already spread on the floor without disturbing the adhesive bed or (with feet) on installed tiles.
• Supplied in captivating packaging.

| Part No. | Barcode | Box | Description | Weight | Dimensions | Weight | Dimensions |
|----------|---------------|-----|--------------------------|------------------|--------------------------------|------------------|------------|
| 174 | 8024648086648 | 2 | "FIDO" ergonomic support | 0,5 Kg / 1.1 lbs | 27x15xh10 cm / 10 1/2"x6"xh 4" | 1,2 Kg / 2.6 lbs | |



ADHESIVE TOOLS, TROWEL & SCRAPERS

TROWELS, BRICKLAYING TROWELS AND PROFESSIONAL SCRAPERS

MADE IN ITALY



341PQL



341PTN



342PQN



342MGT127



342PTN



342PAN



342PLG



342PFU



343SSL



TROWELS

- Ergonomic design for a perfect and safe grip.
- Bi-material handle made in shock proof plastic and thermoplastic anti-slip rubber with finger guard. Additional anti-slip holes guarantee maximum grip.
- Sturdy and easy to clean thanks to the plastic injection system that makes the handle and the blade a single piece.
- Made in C55 first quality steel.
- Micro-fusion welding system guaranteed by every breakage and assures maximum strength, flexibility and reliability.
- Protected from rust by a special ecologic varnish.

| Part No. | Barcode | Box | Description | Blade | Handle | Box Dimensions | Weight | Capacity |
|-----------|---------------|-----|---|--------|---------|----------------|---------|----------|
| 341PQL160 | 8024648065759 | 6 | Square point. With anti-slip rubber handle and finger guard | 160 mm | 6 9/32" | 40x15xh 16 cm | 1,75 Kg | 3.9 lbs |
| 341PQL180 | 8024648066077 | 6 | Square point. With anti-slip rubber handle and finger guard | 180 mm | 7" | 40x15xh 16 cm | 1,80 Kg | 4 lbs |
| 341PQL190 | 8024648066084 | 6 | Square point. With anti-slip rubber handle and finger guard | 190 mm | 7 1/2" | 40x15xh 16 cm | 1,85 Kg | 4.1 lbs |
| 341PQL200 | 8024648066091 | 6 | Square point. With anti-slip rubber handle and finger guard | 200 mm | 6 7/8" | 42x16xh 17 cm | 1,90 Kg | 4.2 lbs |
| 341PTN160 | 8024648065766 | 6 | Round point. With anti-slip rubber handle and finger guard | 160 mm | 6 9/32" | 40x15xh 16 cm | 1,70 Kg | 3.7 lbs |
| 341PTN180 | 8024648066152 | 6 | Round point. With anti-slip rubber handle and finger guard | 180 mm | 7" | 40x15xh 16 cm | 1,75 Kg | 3.9 lbs |
| 341PTN190 | 8024648066169 | 6 | Round point. With anti-slip rubber handle and finger guard | 190 mm | 7 1/2" | 40x15xh 16 cm | 1,80 Kg | 4 lbs |
| 341PTN200 | 8024648066176 | 6 | Round point. With anti-slip rubber handle and finger guard | 200 mm | 6 7/8" | 42x16xh 17 cm | 1,85 Kg | 4.1 lbs |

BRICKLAYING TROWELS

- Ergonomic design for a perfect and safe grip.
- Bi-material handle made in shock proof plastic and thermoplastic anti-slip rubber with finger guard. Additional anti-slip holes guarantee maximum grip.
- Sturdy and easy to clean thanks to the plastic injection system that makes the handle and the blade a single piece.
- Made in C55 first quality steel.
- Micro-fusion welding system guaranteed by every breakage and assures maximum strength, flexibility and reliability.
- Protected from rust by a special ecologic varnish.


| Part No. | Barcode | Box | Description | Blade | Handle | Box Dimensions | Weight | Capacity |
|-----------|---------------|-----|---|--------|--------|----------------|---------|----------|
| 342PQN140 | 8024648066268 | 6 | Square point. With anti-slip rubber handle and finger guard | 140 mm | 5 1/2" | 31x11xh 14 cm | 1 Kg | 2.2 lbs |
| 342PTN140 | 8024648066275 | 6 | Round point. With anti-slip rubber handle and finger guard | 140 mm | 5 1/2" | 31x11xh 14 cm | 0,8 Kg | 1.8 lbs |
| 342PAN140 | 8024648066237 | 6 | Pointed trowel. With anti-slip rubber handle and finger guard | 140 mm | 5 1/2" | 31x11xh 14 cm | 0,7 Kg | 1.6 lbs |
| 342PLG140 | 8024648066251 | 6 | Cat tongue shape. With anti-slip rubber handle and finger guard | 140 mm | 5 1/2" | 31x11xh 14 cm | 0,7 Kg | 1.6 lbs |
| 342PFU140 | 8024648066244 | 6 | Olive leaf shape. With anti-slip rubber handle and finger guard | 140 mm | 5 1/2" | 31x11xh 14 cm | 0,65 Kg | 1.4 lbs |
| 342MGT127 | 8024648072535 | 6 | Square point. With anti-slip rubber handle and finger guard | 133 mm | 5 1/4" | 27x10xh 14 cm | 0,9 Kg | 2 lbs |

PROFESSIONAL SCRAPERS

- Made in first quality steel.
- Handle made in beech selected wood.

| Part No. | Barcode | Box | Description | Blade | Handle | Box Dimensions | Weight | Capacity |
|-----------|---------------|-----|------------------------------------|--------|--------|----------------|---------|----------|
| 343SSL020 | 8024648066282 | 12 | Handle made in beech selected wood | 20 mm | 6/8" | 27x10xh 14 cm | 0,7 Kg | 1.5 lbs |
| 343SSL040 | 8024648066305 | 12 | Handle made in beech selected wood | 40 mm | 1 5/8" | 27x10xh 14 cm | 0,80 Kg | 1.7 lbs |
| 343SSL050 | 8024648066312 | 12 | Handle made in beech selected wood | 50 mm | 2" | 27x10xh 14 cm | 0,90 Kg | 2 lbs |
| 343SSL060 | 8024648066329 | 12 | Handle made in beech selected wood | 60 mm | 2 3/8" | 27x10xh 14 cm | 0,95 Kg | 2.1 lbs |
| 343SSL070 | 8024648066336 | 12 | Handle made in beech selected wood | 70 mm | 2 3/4" | 27x10xh 14 cm | 1 Kg | 2.2 lbs |
| 343SSL080 | 8024648066343 | 12 | Handle made in beech selected wood | 80 mm | 3 1/8" | 27x10xh 14 cm | 1,05 Kg | 2.3 lbs |
| 343SSL100 | 8024648066367 | 12 | Handle made in beech selected wood | 100 mm | 4" | 27x10xh 14 cm | 1,20 Kg | 2.6 lbs |

ADHESIVE TOOLS, TROWEL & SCRAPERS



182L



183L



183LG



184LG



142INX28



142INX24



142INX20



RECTANGULAR FINISHING TROWELS (STEEL)

- Stamped in 22 gauge tempered steel 6/10 (1/42") with anti-corrosion treatment.
- Handles are made of polished aluminum electro-welded to the blade with waxed wood or rubber handgrips fastened by a non-slip screw.

| Part No. | Barcode | Box | Tipo | Description | Blade Dimensions | Weight | Blade Area | Blade Length | Blade Width | Weight |
|----------|---------------|-----|------|------------------------|------------------|--------|------------|--------------|--------------------------|-----------------|
| 182 L | 8024648000170 | 12 | | Finishing trowels 7/10 | 48x13 cm | 600 gr | 21.1 oz | 49x34xh17 cm | 19 1/4"x13 3/8"xh 6 5/8" | 7,6 Kg 16.7 lbs |
| 183 L | 8024648000262 | 16 | | Finishing trowels 6/10 | 28x12 cm | 340 gr | 12 oz | 63x30xh12 cm | 24 7/8"x11 7/8"xh 4 3/4" | 5,8 Kg 12.8 lbs |
| 183 LG | 8024648007766 | 16 | | Finishing trowels 6/10 | 28x12 cm | 340 gr | 12 oz | 63x30xh12 cm | 24 7/8"x11 7/8"xh 4 3/4" | 5,8 Kg 12.8 lbs |
| 184 LG | 8024648003867 | 6 | | Finishing trowels 7/10 | 36x13 cm | 460 gr | 16.2 oz | 38x30xh12 cm | 15"x12"x h 4 3/4" | 3 Kg 6.6 lbs |

TRAPEZIAL FINISHING TROWELS (STAINLESS STEEL)

- Stamped in stainless steel AISI420- 6/10 22 guage (1/42").
- Handles are made of polished aluminum electro-welded to the blade with waxed wood handgrips fastened by a non-slip screw.



| Part No. | Barcode | Box | Tipo | Description | Blade Dimensions | Weight | Blade Area | Blade Length | Blade Width | Weight |
|-----------|---------------|-----|------|------------------------|------------------|--------|------------|---------------|--------------------------|----------------|
| 142 INX28 | 8024648007964 | 12 | | Finishing trowels 6/10 | 12x28 cm | 350 gr | 12.3 oz | 55x30xh 11 cm | 21 5/8"x11 7/8"xh 4 3/8" | 4,5 Kg 9.9 lbs |
| 142 INX24 | 8024648007957 | 12 | | Finishing trowels 6/10 | 10x24 cm | 280 gr | 9.9 oz | | 3,7 Kg 8.2 lbs | |
| 142 INX20 | 8024648007940 | 20 | | Finishing trowels 6/10 | 8x20 cm | 240 gr | 8.5 oz | | 5,1 Kg 11.2 lbs | |



MIXING PADDLES AND BUCKETS



178D60 178389E 178389L
178389F 178389G



289CMAN



289IPER



178D80 178S 178



289CICO



289LT27



MIXING PADDLES FOR MIXING DRILLS

- Hexagonal calibrated arm 10 mm (3/8) with anti-corrosion treatment. Available in double spiral or 4 spoke shape, with screw or chuck fit.

| Part No. | Barcode | Icon | Description | Icon 1 | Icon 2 | Icon 3 | Icon 4 | Icon 5 | Icon 6 |
|----------|---------------|------|--|--------|--------|--------|---------------|---------------------|-----------------|
| 178 389E | 8024648009814 | 1 | 4-spoke mixing paddle Ø 140 mm (5 3/4") | - | • | - | - | - | - |
| 178 389L | 8024648079541 | 1 | Dual spiral mixing paddle Ø 160 mm (6 9/16") | - | • | - | - | - | - |
| 178 389F | 8024648017888 | 1 | Dual spiral mixing paddle Ø 140 mm (5 3/4") | - | • | - | - | - | - |
| 178 389G | 8024648017895 | 1 | Dual spiral mixing paddle Ø 120 mm (4 3/4") | - | • | - | - | - | - |
| 178 S | 8024648000392 | 10 | Dual spiral mixing paddle Ø 90 mm (3 1/2") | - | - | • | 61x34xh 20 cm | 24"x13 3/8"xh 8" | 5,3 Kg 11,7 lbs |
| 178 | 8024648000385 | 16 | 4-spoke mixing paddle Ø 120 mm (4 3/4") | - | - | • | - | - | 7,7 Kg 17 lbs |
| 178D60 | 8024648056887 | 12 | Dual spiral mixing paddle Ø 60 mm (2 3/8") | - | - | • | 44x15xh 14 cm | 17 1/8"x6"xh 5 1/2" | 2,8 Kg 6,2 lbs |
| 178D80 | 8024648058195 | 12 | Dual spiral mixing paddle Ø 80 mm (3 1/8") | - | - | • | 44x19xh 18 cm | 17 1/8"x7 1/2"xh 7" | 3,1 Kg 6,8 lbs |

BUCKETS

- Made of impact resistant plastic. Resists temperatures down to -5°. The reinforced bottom and rim make it suitable for carrying heavy loads (tile waste etc...).

| Part No. | Barcode | Icon | Description | Icon 1 | Icon 2 | Icon 3 | Icon 4 | Icon 5 | Icon 6 |
|----------|---------------|------|--------------------------|--------|--------|--------|---------|--------|--------|
| 289CMAN | 8024648000996 | 1 | Bucket with steel handle | 45 lt | 12 gal | 2,7 Kg | 5,9 lbs | - | - |
| 289IPER | 8024648000989 | 1 | Bucket with handles | 45 lt | 12 gal | 2,3 Kg | 5 lbs | - | - |
| 289CICO | 8024648007605 | 1 | Bucket with steel handle | 27 lt | 7 gal | 1,8 Kg | 4 lbs | - | - |
| 289LT27 | 8024648006288 | 1 | Bucket with handles | 27 lt | 7 gal | 1,5 Kg | 3,3 lbs | - | - |



ADHESIVE TOOLS, TROWEL & SCRAPERS

TOOLS



TOOLS

| | |
|---|-----|
| SHOES | P2 |
| KNEE PADS AND FOAM BOARD | P3 |
| ROLLING SEATS AND TROLLEYS..... | P4 |
| WORK BENCHES | P5 |
| "RV175" VACUUM PUMP SUCTION CUP | P6 |
| SINGLE, DOUBLE AND TRIPLE SUCTION CUPS..... | P7 |
| SLABS LIFTERS | P8 |
| SCREEDING TOOLS | P9 |
| ANTI-BOUNCE HAMMERS AND HAND TILE BEATER | P10 |
| WOLFRAM CARBIDE DISCS FOR GRINDER AND SCRAPING TOOLS | P11 |

MEASURING AND LAYOUT TOOLS

| | |
|---|-----|
| ADJUSTABLE SQUARE AND ANGLE GUIDES, STEP-SETTER (FOR SETTING STAIRS) WALL LEVELLING GUIDES | P12 |
|---|-----|

In addition to the tools already shown in the previous sections, professional tile installers need many others; such as knee pads, suction cups, trolleys, workbenches, hammers... as well as measuring and layout tools. All carefully designed to provide the professionals the highest efficiency and precision. From the adjustable squares, to the innovative system to set mortar base. And again the very useful wall levelling guides as well as the practical angle guides and the step-setter.



SHOES

MADE IN ITALY



137



137MOLLA



137B



137BMOLLA



137HUSKY



WAFFLED SHOES FOR WALKING ON SET TILE

- Made of impact resistant plastic with a "waffled" (textured) bottom to provide grip and to distribute the wearers weight evenly over the surface.
- The toe-guard is included and designed to accommodate most safety-shoes.
- Available with spring or elastic straps.
- Shoes are perfectly flat in order to distribute weight evenly over the surface.
- Shoe surface measures approximately 20x39 cm (12 square inches).

| Part No. | Barcode | Box Icon | Description | Weight | Volume | Dimensions | Weight | Volume | |
|-----------------|---------------|----------|---|--------|---------|---------------|-------------------|---------|----------|
| 137 | 8024648000019 | 10 | Tiles shoes with elastic strap (per pair) | 1,2 Kg | 2.6 lbs | 50x43xh 43 cm | 19 5/8"x17"xh 17" | 13,2 Kg | 29.1 lbs |
| 137MOLLA | 8024648000026 | 10 | Tile shoes with spring (per pair) | 1,3 Kg | 2.9 lbs | | | 14,2 Kg | 31.3 lbs |

SMOOTH SHOES FOR WALKING ON MORTAR BASE

| Part No. | Barcode | Box Icon | Description | Weight | Volume | Dimensions | Weight | Volume | |
|------------------|---------------|----------|---|--------|---------|---------------|-------------------|---------|----------|
| 137B | 8024648000033 | 12 | Shoes for mortar base with elastic strap (pair) | 1,1 Kg | 2.4 lbs | 50x43xh 43 cm | 19 5/8"x17"xh 17" | 14,4 Kg | 31.7 lbs |
| 137BMOLLA | 8024648000040 | 12 | Shoes for mortar base with spring (pair) | 1,2 Kg | 2.6 lbs | | | 15,6 Kg | 34.4 lbs |

SHOES FOR WALKING ON THE ADHESIVE WHILE SETTING TILES

- Steel bottom, replaceable toe-guard made of nylon. The toe-guard is designed for safety-shoes. Straps to the shoe with a spring strap.

| Part No. | Barcode | Box Icon | Description | Weight | Volume | Dimensions | Weight | Volume | |
|-----------------|---------------|----------|----------------------------------|--------|---------|---------------|--------------------|--------|----------|
| 137HUSKY | 8024648000057 | 4 | Toothed shoes "Husky" (per pair) | 1,7 Kg | 3.7 lbs | 35x27xh 31 cm | 14"x10 5/8"x h 12" | 7,1 Kg | 15.7 lbs |

REPLACEMENT PARTS

| Part No. | Barcode | Box Icon | Description | Weight | Volume | Dimensions | Weight | Volume | |
|-----------------|---------------|----------|-------------------------|--------|---------|---------------|-----------------|--------|---------|
| 196 | 8024648004888 | 10 | Elastic strap for shoes | 20 gr | 0.7 oz | - | - | 200 gr | 7.1 oz |
| 314TR02D | 8024648005236 | 10 | Spring with clip | 40 gr | 1.4 oz | 27x15xh 10 cm | 10 5/8"x6"xh 4" | 400 gr | 14.1 oz |
| 137FE01D | 8024608011918 | 20 | Elastic strap holder | 1 gr | 0.04 oz | - | - | 20 gr | 0.7 oz |





138RELAX



138SOFF



138



PACK



MADE IN ITALY

BOX



BOX



196GCA



MADE IN ITALY

330



KNEE PADS RELAX-GEL

- Plastic shell: maximum knee protection.
- Gel inner padding.

- Comfort elastic fabric with single strap system.

| Prt No. | Barcode | Box | Description | Weight | Dimensions | Volume | Weight |
|----------|---------------|-----|----------------------|------------------|---------------------------------------|--------|-------------------|
| 138RELAX | 8024648062680 | 12 | Knee pads (per pair) | 600 gr / 21.1 oz | 49x40x34 cm / 19 1/4"x15 3/4"x13 3/8" | | 7,9 Kg / 17.4 lbs |

KNEE PADS WITH RIBBING

- For Knee protection.
- Replaceable soft foam inserts.

- Useful when using sand or mortar (mud bed) layouts. The ribbing flexes with the knee so that the knee pad stays in contact with the leg to prevent sand or other particles from getting in between the knee and knee pad.

| Prt No. | Barcode | Box | Description | Weight | Dimensions | Volume | Weight |
|---------|---------------|-----|--------------------------------|------------------|---------------------------------------|--------|-----------------|
| 138SOFF | 8024648000088 | 12 | Knee pads with ribs (per pair) | 610 gr / 21.5 oz | 39x35x31 cm / 15 3/8"x13 3/4"x12 1/4" | | 7,7 Kg / 17 lbs |

KNEE PADS

- For knee protection.

- Made of molded polyurethane, in one piece. These knee pads are very durable.

| Prt No. | Barcode | Box | Description | Weight | Dimensions | Volume | Weight |
|---------|---------------|-----|----------------------|------------------|---------------------------------------|--------|-----------------|
| 138 | 8024648000071 | 16 | Knee pads (per pair) | 350 gr / 12.3 oz | 39x35x31 cm / 15 3/8"x13 3/4"x12 1/4" | | 6 Kg / 13.2 lbs |

"MORBIDONE" FOAM BOARD

- Made of a single piece of molded polyurethane. This foam knee board solves the problem of knee protection for those who cannot wear straps behind the knees.

| Prt No. | Barcode | Box | Description | Weight | Dimensions | Volume | Weight |
|---------|---------------|-----|-----------------------------|------------------|--------------------------------------|--------|-------------------|
| 330 | 8024648000095 | 5 | "Morbidone" Foam knee board | 800 gr / 31.7 oz | 58x30x25 cm / 22 7/8"x11 3/4"x9 7/8" | | 4,6 Kg / 10.1 lbs |

REPLACEMENT PARTS

| Prt No. | Barcode | Box | Description | Weight | Dimensions | Volume | Weight |
|----------|---------------|-----|--------------------------------------|----------------|-----------------------------|--------|---------------|
| 138IM03D | 8024648011909 | 2 | Inserts for knee pads with ribs | 80 gr / 2.8 oz | 27x15x10 cm / 10 5/8"x6"x4" | | 200 gr / 7 oz |
| 196GCA | 8024648064141 | 10 | Fabric band with hooks for knee pads | - | - | - | - |





PACKAGE



"NELSON" ROLLING SEAT WITH KNEE PAD

- Comfortable, strong, steady, designed to prevent occupational injuries associated with the knees and back.
- Ideal for adhesive spreading or any other job where being in a stooped/kneeling position for a period of time is needed.
- Adjustable height from 25 a 35 cm (10" - 13 3/4") to transfer the weight through the seat rather than through the knees.

| Prt No. | Barcode | Box Icon | Description | Weight (Kg) | Weight (lbs) | Dimensions (cm) | Dimensions (in) | Weight (Kg) | Weight (lbs) |
|----------|---------------|----------|-------------|-------------|--------------|-----------------|------------------|-------------|--------------|
| 383COMBI | 8024648015396 | 1 | "Nelson" | 10 Kg | 22 lbs | 61x43xh 14 cm | 24"x17"xh 5 1/2" | 11,4 Kg | 25.1 lbs |

"NAPOLEONE" SEAT WITH WHEELS

- Comfortable, strong, steady, prevent back and knee strain by sitting and rolling.
- Adjustable height from 27 to 35 cm (10 5/8" - 13 3/4").
- Facilitates jobs such as skirting or wall tiling up to 80/100 cm (31 3/8" - 40") while sitting in comfort.
- The "Naploeoone's" (5) five wheel design allows it to roll smoothly and comfortably in any direction.

| Prt No. | Barcode | Box Icon | Description | Weight (Kg) | Weight (lbs) | Dimensions (cm) | Dimensions (in) | Weight (Kg) | Weight (lbs) |
|---------|---------------|----------|-------------|-------------|--------------|-----------------|------------------|-------------|--------------|
| 383TRI | 8024648006322 | 1 | "Napoleone" | 4 Kg | 8.8 lbs | 38x36xh 30 cm | 15x14"xh 11 7/8" | 4,7 Kg | 10.4 lbs |

"ELIA" BUCKET-HOLDER / TILE DOLLY

- Use with the cover for carrying a bucket or stacks of tile.
- Easy to move on free-spinning wheels (3).
- Use without the cover to tilt the bucket for easier access to the adhesive.

| Prt No. | Barcode | Box Icon | Description | Weight (Kg) | Weight (lbs) | Dimensions (cm) | Dimensions (in) | Weight (Kg) | Weight (lbs) |
|---------|---------------|----------|-------------|-------------|--------------|-----------------|-----------------------|-------------|--------------|
| 384TRI | 8024648006325 | 1 | "Elia" | 3 Kg | 6.6 lbs | 40x40xh 15 cm | 15 3/4"x15 3/4"x h 6" | 3,4 Kg | 7.5 lbs |





MADE IN ITALY

394



MADE IN ITALY

394MA RAI

90 cm



MADE IN ITALY

394MA PLUS

min: 100 cm
max: 150 cm

PATENT PENDING

TECHNICAL CHARACTERISTICS



FOLDING LEGS

PACKAGE



CARTON BOX

"PUGIOL" WORK BENCH

- Useful as a work bench and also as a platform due to the strong steel frame.
- Stand folds down for easy transport.
- Work bench size: 45x77xh 74 cm (17 3/4"x30 1/8"xh 29").
- Dimensions in transport position: 100x45xh 11 cm (40"x17 3/4"xh 4 3/8").

| Prt No. | Barcode | Qty | Description | Weight (Kg) | Weight (lbs) | Dimensions (cm) | Dimensions (in) | Weight (Kg) | Weight (lbs) |
|---------|---------------|-----|-------------|-------------|--------------|-----------------|------------------|-------------|--------------|
| 394 | 8024648003645 | 1 | "Pugiol" | 9 Kg | 19.8 lbs | 100x50xh 12 cm | 40"x20"xh 4 3/4" | 10 Kg | 22 lbs |

MODULAR BENCH WITH FOLDING LEGS : BM180 ^{MkII} AND BM180 PLUS

- Both equipped with folding legs to put the product in transport configuration quickly and easily.
- The steel structure and the worktop made of anodized aluminum profiles guarantee sturdiness and stability.
- Both with legs provided with adjustable rubber feet.
- Both provided with adjustable anodized aluminum profiles.
- BM180 ^{MkII}: height: 83 cm (32 3/4"). Max load: 150 Kg (331 lbs).
Worktop dimensions: 180 x 90 cm (3'x6').
- BM180 PLUS: height: 83 cm (32 3/4"). Max load: 150 Kg (331 lbs).
Width: from 100 cm (3.2') up to 150 cm (4.9').

| Prt No. | Barcode | Qty | Description | Weight (Kg) | Weight (lbs) | Dimensions (cm) | Dimensions (in) | Weight (Kg) | Weight (lbs) |
|------------|---------------|-----|---|-------------|--------------|-----------------------------------|--------------------------------|-------------|--------------|
| 394MA RAI | 8050532000995 | 1 | "BM180 ^{MkII} " - modular bench with folding legs | 31 Kg | 68.3 lbs | 117x20x h 20 cm + 190x21x h 10 cm | 46"x8" x h 8" + 75"x8" x h 14" | 35 Kg | 77 lbs |
| 394MA PLUS | 8050532007062 | 1 | "BM180 ^{PLUS} " - modular bench width 100-150 cm modular bench with folding legs | 38 Kg | 83.7 lbs | 117x20x h 20 cm + 190x21x h 10 cm | 46"x8" x h 8" + 75"x8" x h 14" | 39.8 Kg | 87.7 lbs |



1 pz art. 394MA PLUS
Dim.: 180x100-150 cm



1 pz art. 394MA RAI
Dim.: 180x90 cm



2 pz art. 394MA RAI
Dim.: 360x90 cm



RV175 - "VACUUM" PUMP SUCTION CUP WITH VACUUM GAUGE

MADE IN ITALY

VENTILATE
ANTIMACCHIA
STAIN FREE
FOR YOUR CUP



185WA01VRVY



Maintenance kit and protection cup



PACKAGE



CARTON BOX

"VACUUM" PUMP SUCTION CUP WITH VACUUM GAUGE

- RV 175: "vacuum" pump suction cup with vacuum gauge designed for handling ceramic tiles and slabs that guarantees perfect grip even on textured tiles. RV 175 is also suitable for lifting any non-porous material such as marble, granite, glass, etc.
- The vacuum gauge allows to constantly monitoring the gripping status of the suction cup, informing the operator when it is necessary to restore the vacuum level.
- The stain-free rubber cup is easily removable from the die-cast aluminum main body and can therefore be replaced if necessary.
- RV 175 is equipped with a carry case, complete with protection cup and maintenance kit.

- The vacuum gauge is protected against impacts and can be easily replaced, if necessary. In the event of accidental breakage, a dedicated screw is included into the maintenance kit, which allows the suction cup to be used without the vacuum gauge.
- High performance vacuum valve, resistant to corrosion.
- Maximum load capacity: 130 Kg (286.6 lbs). Safety factor 1.5.
- Ø 175 mm (6 7/8") cup.

MODEL AND SPECIFICATIONS

| Prt No. | Barcode | Qty | Description | Weight (Kg) | Weight (lbs) | Dimensions (cm) | Dimensions (in) | Volume (Kg) | Volume (lbs) |
|-------------|---------------|-----|---|-------------|--------------|-----------------|-------------------------|-------------|--------------|
| 185WA01VRVY | 8050532011281 | 1 | RV175 - "Vacuum" pump suction cup with vacuum gauge | 1,7 Kg | 3.7 lbs | 34x30xh 13 cm | 13 1/2" x 11 x h 5 1/8" | 2,2 Kg | 4.8 lbs |

SPARE PARTS


| Prt No. | Barcode | Qty | Description | Weight (gr) | Weight (oz) | Dimensions (cm) | Dimensions (in) | Volume (gr) | Volume (oz) |
|----------|---------------|-----|---------------------------|-------------|-------------|-----------------|-----------------|-------------|-------------|
| 185WR01A | 8050532011434 | 1 | Suction cup rubber + pads | 145 gr | 5.1 oz | - | - | - | - |
| 185WR02A | 8050532011441 | 1 | Vacuum gauge + OR | 30 gr | 1 oz | - | - | - | - |



TOOLS



185



140FU03D



185BI



185TRI



PACKAGE



CARTON BOX

SUCTION CUP

- Ergonomic grip with lever for one handed use (down = suction, up = release).
- Maximum lifting load 40 Kg – 88 lbs (on clean and smooth surfaces).

- Ø 115 mm (4 1/2") rubber cup with welded metallic pin.
- Grey stain-free rubber.

| Prt No. | Barcode | Box | Description | Weight | Dimensions | Volume | Net Weight | Gross Weight |
|---------|---------------|-----|-------------|------------------|---------------|--------------------------|------------|--------------|
| 185 | 8024648000354 | 10 | "Medusa" | 350 gr 12.3 oz | 35x35xh 14 cm | 13 3/4"x13 3/4"xh 5 1/2" | 3,8 Kg | 8.4 lbs |

DOUBLE SUCTION CUPS

- Made of cast aluminum.
- Ø 115 mm (4 1/2") rubber cups with welded metallic pin.

- Maximum lifting load 90 Kg (198 lbs) on clean and smooth surfaces.
- Grey stain-free rubber.

| Prt No. | Barcode | Box | Description | Weight | Dimensions | Volume | Net Weight | Gross Weight |
|---------|---------------|-----|--------------------|------------------|---------------|--------------------------|------------|--------------|
| 185BI | 8024648000361 | 5 | Double suction cup | 900 gr 31.7 oz | 35x35xh 14 cm | 13 3/4"x13 3/4"xh 5 1/2" | 4,8 Kg | 10.6 lbs |

TRIPLE SUCTION CUPS

Made of cast aluminum. Ø 115 mm (4 1/2") rubber cups with welded metallic pin. Maximum lifting load 140 Kg (309 lbs) on clean and smooth surfaces.

| Prt No. | Barcode | Box | Description | Weight | Dimensions | Volume | Net Weight | Gross Weight |
|---------|---------------|-----|--------------------|------------------|---------------|--------------------------|------------|--------------|
| 185TRI | 8024648000378 | 3 | Triple suction cup | 1,2 Kg 2.6 lbs | 35x35xh 14 cm | 13 3/4"x13 3/4"xh 5 1/2" | 4 Kg | 8.8 lbs |

FOAM WASHER – FOR TEXTURED SURFACES

- Self-adhesive foam washer: if stuck under the cup it increases the hold on rough surfaces.

| Prt No. | Barcode | Box | Description | Weight | Dimensions | Volume | Net Weight | Gross Weight |
|----------|---------------|-----|--------------------------------|-----------------|------------|--------|------------|--------------|
| 140FU03D | 8024648011932 | 1 | H 2 mm-3/32" self-stick washer | 10 gr 0.35 oz | – | – | 100 gr | 3.5 oz |




SLABS LIFTERS

MADE IN ITALY



144



144CM50-65



144CM50-120



SLAB LIFTER (MAX EXTENSION 50 cm)

- To lift and lay tiles and large stone, such as terrazzo, etc..
- To facilitate lifting and reduce stress to the hands and fingers.

- For sizes of: 30-35-40-45-50 cm (11 7/8"-13 3/4" - 15 3/4" - 17 3/4" - 19 5/8").

EXTENDING SLAB LIFTERS 50-65

- For handling and laying large format slabs (max 65x65 cm - 25 1/2") with high thickness and structured surfaces.
- Variable extension from 50 to 65 cm (19 5/8" to 25 1/2").

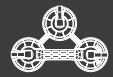
- Sturdy and reliable galvanized steel structure.
- Minimum required joint: 3 mm (1/8").

EXTENDING SLAB LIFTERS 50-120

- For handling and laying large format slabs (max length 120 cm - 47 1/4") with high thickness and structured surfaces.
- Variable extension from 50 to 120 cm (19 5/8" to 47 1/4").

- Sturdy and reliable structure made of aluminum and steel.
- Double handle.
- Minimum required joint: 3 mm (1/8").

| Prt No. | Barcode | Box Icon | Description | Weight Icon | Weight | Dimensions Icon | Dimensions | Weight Icon | Weight |
|-------------|---------------|----------|-------------------------------------|-------------|---------|-----------------|----------------------|-------------|----------|
| 144 | 8024648000347 | 10 | Slab lifter | 1,1 Kg | 2.4 lbs | 40x40 xh 15 cm | 15 3/4"x15 3/4"xh 6" | 11,4 Kg | 25.1 lbs |
| 144CM50-65 | 8024648084071 | 2 | Extension for slab lifter 50/65 cm | 2 Kg | 4.4 lbs | 71x23xh 12 cm | 28"x9"xh 4 3/4" | 4,3 Kg | 9.5 lbs |
| 144CM50-120 | 8024648084750 | 2 | Extension for slab lifter 50/120 cm | 4,4 Kg | 9.7 lbs | 117x20xh 20 cm | 46"x8"xh 8" | 10,2 Kg | 22.5 lbs |





TEMPERED STEEL MORTAR SPREADER

- To spread cement and sand screed, asphalt, sand mixtures etc...
- Strong and light. Can be used with aluminum pole 133-178 cm (70" - 52").

| Prt No. | Barcode | Box | Description | Diagram | Weight | Volume | Dimensions | Weight |
|---------|---------------|-----|------------------------------------|-----------------|------------------|---------------|---------------|--------------------|
| 141PASQ | 8024648000972 | 12 | Steel mortar spreader without pole | 55 cm 21 5/8" | 820 gr 28.9 oz | 58x30xh 25 cm | 23"x12"xh 10" | 10,3 Kg 22.7 lbs |

ANODIZED ALUMINUM POLE

- Superior strength, available in multiple lengths. Sectional version also available.

| Prt No. | Barcode | Box | Description | Ø | Diagram | Weight | Volume | Dimensions | Weight |
|----------|---------------|-----|---------------------|-------|------------------|------------------|----------------|-------------------|-------------------|
| 197180CM | 8024648000644 | 12 | With hole | 27 mm | 178 cm 70" | 600 gr 21.2 oz | 180x25xh 25 cm | 70"x10"xh 10" | 7,7 Kg 17 lbs |
| 197CF | 8024648000316 | 12 | With hole | 1/16" | 133 cm 52" | 420 gr 14.8 oz | 140x25xh 9 cm | 55"x10"xh 3 1/2" | 5,5 Kg 12.1 lbs |
| 197SC | 8024648014511 | 12 | Sectional with hole | | 530 gr 18.7 oz | 71x23xh 15 cm | 28"x9"xh 6" | 6,7 Kg 14.8 lbs | |

"SLITINO" STEEL SLIDE KIT

- Kit of 4 steel slides, 1500x50x5/10 mm (4'1"x2"x 9/16").
- To be laid on reference strips to make up the screed rails, creates a straight, smooth surface for the level or screed to slide on.

| Prt No. | Barcode | Box | Description | Diagram | Weight | Volume | Dimensions | Weight |
|-----------|---------------|-----|-------------------------------|--------------|------------------|--------------|----------------------|------------------|
| 145SLITTA | 8024648004635 | 1 | Slides for screed (kit 4 pcs) | 150 cm 59" | 1,1 Kg 2.4 lbs | 31x31xh 5 cm | 12 1/4"x12 1/4"xh 2" | 1,3 Kg 2.9 lbs |

"KESSLER" HANDLES FOR STRAIGHT EDGE / LEVELS

- Now you can put a pair of "handles" on your straight edge or level. A unique way to give your old straight edge, screed bar, or level, an ergonomic upgrade.
- For straight levels of minimum height of 50 mm (2") and thickness from 15 to 35 mm (5/8" - 1 3/8").

| Prt No. | Barcode | Box | Description | Weight | Volume | Dimensions | Weight |
|---------|---------------|-----|------------------|----------------|--------|------------|----------------|
| 421 | 8024648007124 | 1 | "Kessler" (pair) | 900 gr 35 oz | - | - | 2 Kg 4.4 lbs |

SHEATH-PRESSER

- Roll for easy, fast, and even, laying of preformed membrane laid with adhesive.
- Height-adjustable-shaft provided with double handles.
- Available also the version for use on wall or small areas (art. 232 WALL R).

| Prt No. | Barcode | Box | Description | Weight | Volume | Dimensions | Weight |
|-----------|---------------|-----|--------------------------------|-------------------|----------------|-------------------|--------------------|
| 232RAI | 8024648073587 | 4 | Sheath-presser-roller | 5,8 Kg 12.8 lbs | 135x42xh 28 cm | 53"x16 1/2"xh 11" | 26,7 Kg 58.9 lbs |
| 232WALL R | 8024648097415 | 4 | Sheath-presser-roller for wall | 0,7 Kg 1.5 lbs | 20x21xh 5 cm | 8x8 1/4"xh 2" | 7.7 Kg 3,5 lbs |



ANTI-BOUNCE HAMMERS AND HAND TILE BEATERS



1761KGBC



176500BC



142



142G

PACKAGE



CARTON BOX

WHITE, NON-MARRING RUBBER MALLET

- The white non-marring rubber leaves no mark on the tile.
- All mallets are balanced to reduce stress to the wrists.
- Molded in a single-piece, the handle is reinforced with a steel core for superior strength.

| Prt No. | Barcode | Box | Description | Weight | Dimensions | Volume | Weight | |
|----------|---------------|-----|---------------------|--------|------------|---------------|--------------------------|-------------------|
| 1761KGBC | 8024648098122 | 8 | White rubber mallet | 1 Kg | 2.2 lbs | 40x32xh 12 cm | 15 3/4"x12 5/8"xh 4 3/4" | 8,5 Kg 18.7 lbs |
| 176500BC | 8024648098139 | 12 | White rubber mallet | 500 gr | 17.6 oz | 40x32xh 12 cm | 15 3/4"x12 5/8"xh 4 3/4" | 6,5 Kg 14.3 lbs |

PLASTIC TILE BEATER


- Prevents tile lippage and ensures adequate bond between tile and adhesive.
- Plastic construction does not warp with humidity.
- Grooved, flat base prevents suctioning so the beater does not stick to the tile.
- The off-set handle provides a larger striking surface. Depth: 15 mm (5/8").

| Prt No. | Barcode | Box | Description | Weight | Dimensions | Volume | Weight | |
|---------|---------------|-----|---------------------|--------|------------|---------------------------|--------------------------------------|-------------------|
| 142 | 8024648000910 | 6 | Plastic tile beater | 1,5 Kg | 3.3 lbs | 17x37 cm 6 1/2"x14 1/2" | 40x40xh 15 cm 15 3/4"x15 3/4"xh 6" | 9,4 Kg 20.7 lbs |

RUBBER ANTI-BOUNCING TILE BEATER

- To improve adhesive bonding and to expel air from underneath the slabs/tiles.
- Rubber bottom to prevent tiles/slabs damages.
- Sturdy metal framework.
- The off-set handle increases effectiveness.

| Prt No. | Barcode | Box | Description | Weight | Dimensions | Volume | Weight | |
|---------|---------------|-----|--------------------|--------|------------|-----------------------------|---|--------------------|
| 142G | 8024648078582 | 6 | Rubber tile beater | 1,9 Kg | 4.2 lbs | 145x350 mm 5 3/4"x13 3/4" | 40x40xh 15 cm 5 3/4"x12 5/8"xh 4 3/4" | 11,4 Kg 25.1 lbs |





WOLFRAM CARBIDE DISCS FOR GRINDER

• Suitable for: cement, wood, bricks, plastic plaster, marble, tiles, adhesive, plastic, fibreglass, rust, paints,,etc.

- Performance: last 150 times more than sand paper. Working times: reduced to 30/50% when compared to sandpaper.
- It does not get easily blocked. It gets simply cleaned with a steel-wire brush.

| Prt No. | Barcode | Box | Description | Ø | Grain | Weight | Box Dimensions | Weight |
|--------------------|---------------|-----|-----------------------------------|------------------|-------|-------------------|----------------|--------|
| 273D115 W14 | 8024648074751 | 1 | Wolfram carbide discs for grinder | 115 mm 4 1/2" | 14 | 0,3 Kg 10,6 oz | - | - |
| 273D115 W24 | 8024648074768 | 1 | Wolfram carbide discs for grinder | | 24 | | | |
| 273D115 W36 | 8024648074775 | 1 | Wolfram carbide discs for grinder | | 36 | | | |
| 273D125 W14 | 8024648074782 | 1 | Wolfram carbide discs for grinder | 125 mm 5" | 14 | 0,27 Kg 9,5 oz | - | - |
| 273D125 W24 | 8024648074799 | 1 | Wolfram carbide discs for grinder | | 24 | | | |
| 273D125 W36 | 8024648074805 | 1 | Wolfram carbide discs for grinder | | 36 | | | |
| 273D180 W14 | 8024648074812 | 1 | Wolfram carbide discs for grinder | 180 mm 7" | 14 | 0,5 Kg 17,6 oz | - | - |
| 273D180 W24 | 8024648074829 | 1 | Wolfram carbide discs for grinder | | 24 | | | |
| 273D180 W36 | 8024648074836 | 1 | Wolfram carbide discs for grinder | | 36 | | | |

"FAKIRO" PLASTER RASP

• To remove irregularities on the plaster surface prior to finishing.

| Prt No. | Barcode | Box | Description | Dimensions | Weight | Box Dimensions | Weight |
|-------------------|---------------|-----|-----------------------------|--------------------------|-------------------|---------------------------------------|--------------------|
| 347RAS480 | 8024648015402 | 9 | "Fakiro" Plaster Rasp 480 V | 25x14,5 cm 10"x5 3/4" | 400 gr 14.1 oz | 40x40xh 15 cm 15 3/4"x15 3/4"xh 6" | 4 Kg 8.8 lbs |
| 347RIC480U | 8024608059307 | 24 | Replacement blades | 25x14,5 cm 10"x5 3/4" | 300 gr 10.6 oz | 33x33xh 10 cm 13"x13"xh 3 5/16" | 7,6 Kg 16.8 lbs |

SCRAPER WITH STEEL BLADE

To remove adhesive, paint, etc... waste. Can be pole mounted to be used in a standing position.

| Prt No. | Barcode | Box | Description | Scraper Blade Size | Weight | Box Dimensions | Weight |
|---------------|---------------|-----|--------------------------------|--------------------|----------------|---------------------------------------|----------------|
| 347 10 | 8024648000699 | 10 | "Ginnetto" steel blade scraper | 10 cm 4" | 260 gr 9.2 oz | 33 x 33 xh 10 cm 13"x13"xh 3 5/16" | 3 Kg 6.6 lbs |
| 347 15 | 8024648000705 | 10 | "Ginnetto" steel blade scraper | 15 cm 6" | 320 gr 11.3 oz | | 3,6 Kg 7.9 lbs |
| 347 20 | 8024648000712 | 10 | "Ginnetto" steel blade scraper | 20 cm 8" | 380 gr 13.4 oz | | 4,2 Kg 9.3 lbs |
| 347 25 | 8024648000729 | 8 | "Ginnetto" steel blade scraper | 25 cm 10" | 440 gr 15.5 oz | | 3,9 Kg 8.6 lbs |


ANODIZED ALUMINUM POLE

• Superior strength, available in multiple lengths. Sectional version also available.

| Prt No. | Barcode | Box | Description | Ø | Length | Weight | Box Dimensions | Weight |
|-----------------|---------------|-----|---------------------|------------------|------------|----------------|-----------------------------------|-----------------|
| 197180CM | 8024648000644 | 12 | With hole | 27 mm 1 1/16" | 178 cm 70" | 600 gr 21.2 oz | 180x25xh 9 cm 70"x10"xh 10" | 7,7 Kg 17 lbs |
| 197CF | 8024648000316 | 12 | With hole | | 133 cm 52" | 420 gr 21.2 oz | 140x25xh 9 cm 55"x10"xh 3 1/2" | 5,5 Kg 12.1 lbs |
| 197SC | 8024648014511 | 12 | Sectional with hole | | 133 cm 52" | 530 gr 18.7 oz | 71x23xh 25 cm 28"x9"xh 6" | 6,7 Kg 14.8 lbs |



MADE IN ITALY



252 50

187

186

171

131 1



LEVEL PLUMB JOINTED SQUARE

- This is truly a one of a kind level. There are positive stops at 0°/45°/90°/135°/180° all on one level.
- The unique design allows this level to be folded in half for convenient storing.

45° position for laying out diagonal floors.

90° position for setting square on floors or to check the plumb.

180° position to check the level and to take measurements (item 186 up to 200 cm - 6' 6 3/4"; item 187 up to 100 cm - 3' 3 3/8").

| Prt No. | Barcode | Box | Item | Weight | Volume | Dimensions | Weight |
|---------|---------------|-----|--------|--------|---------|---------------|-------------------------------|
| 186 | 8024648000859 | 1 | 100 cm | 1,2 Kg | 2.6 lbs | 102x12xh 6 cm | 3' 4 1/8" x 4 3/4" x h 2 3/8" |
| 187 | 8024648000866 | 1 | 50 cm | 800 gr | 28.2 oz | 52x12xh 6 cm | 1' 8 1/2" x 4 3/4" x h 2 3/8" |

DIAGONAL - ALL ANGLE GUIDE

- The easy and accurate way to measure the angle and size of cuts when laying out diagonal floors.

• Especially helpful where walls/rooms are out of square.

• The sliding bar allows measurements to be taken into corners.

| Prt No. | Barcode | Box | Description | Weight | Volume | Dimensions | Weight |
|---------|---------------|-----|-------------|---------|---------|------------|---------|
| 252 50 | 8024648000897 | 5 | Diagonal 50 | 1,15 Kg | 2.5 lbs | 50 cm | 19 5/8" |

SPEED - STAIRS SETTER

- For fast and accurate setting of steps.
- They replace the use of the bricks, prevents the movement of the tread and the riser.
- The 90° upright keeps the riser in the desired position.
- The graduated and sliding staffs show the projection of the tread over the riser.

• Can be used for tread depth of 5 to 55 mm (from 7/32" to 2 1/8").

• Only useful for monolithic tread and with lowest projections 25 mm (1").

| Prt No. | Barcode | Box | Description | Weight | Volume | Dimensions | Weight |
|---------|---------------|-----|--------------|--------|---------|---------------|---------------|
| 171 | 8024648000941 | 8 | Speed (pair) | 1,5 Kg | 3.3 lbs | 38x36xh 30 cm | 15"x14"xh 12" |

KRICK KROCK - WALL LEVELLING GUIDES

- Replaces traditional methods such as tacking in supports or shimming with tile etc....
- Precise "micrometric" adjusting knobs allow you to level your first row of tiles quickly and accurately.
- Especially useful in high moisture areas where a waterproofing membrane is being used and cannot be

punctured.

• Especially useful where the floor has slope so that is not possible to start laying directly from the floor.

• Maximum extension 30 cm (12").

| Prt No. | Barcode | Box | Description | Weight | Volume | Dimensions | Weight |
|---------|---------------|-----|-------------|--------|---------|---------------|--------------|
| 131 1 | 8024648000958 | 3 | Krick Krock | 700 gr | 24.7 oz | 33x33xh 10 cm | 13"x13"xh 4" |



RLS - RAIMONDI LEVELLING SYSTEM (LEVELLING SPACERS)



| | |
|--|----------|
| KIT - TRACTION-ADJUSTABLE-PLIERS - WEDGES |Q2 |
| BASI "3D" (CLIPS (CLIP/WEDGE SYSTEM) |Q3 |
| BASI (CLIP/WEDGE SYSTEM) |Q4 |
| TILES CHIPPING (AND SCRATCHING) PREVENTING PLATFORM AND MULTI-SIZE SPACER |Q5 |
| R.L.S. VITE (SCREW LEVELLING SYSTEM) - 1 mm CLIPS & CAP |Q6 |
| R.L.S. VITE (SCREW LEVELLING SYSTEM) - 1.5 mm & 3 mm CLIPS FOR STANDARD, "T" & "+" LAYOUTS |Q7 |
| SELF-STOPPING SCRATCH-PREVENTING WASHER WITH SOFT RUBBER RING FOR RLS VITE |Q8 |
| VITEXPRESS |Q9 |
| INDICATIVE CONSUMPTION |Q10 |



Since 2009 the clip/wedge levelling system R.L.S. (Raimondi Levelling System) has been used with satisfaction by thousands of professionals worldwide. In addition to ensuring the proper leveling of tiles by eliminating "lippage", this system helps to speed up the tile setting process.

R.L.S. is strongly recommended when installing flexible, large format, heavy or low-thickness tiles (3/6 mm; 1/8" - 1/4").

Clips are available in various versions grouped in two large families: clips for tile thickness from 3 up to 12 mm (1/8" - 1/2"), clips for tile thickness from 12 up to 20 mm (1/2" - 3/4"). Clips for 3/12 mm thickness materials are available in 6 models, one to obtain a joint of 1 mm (1/32"), two for a joint of 1,5 mm (1/16"), two for joint of 3 mm (1/8") and one for 4 mm (5/32"). Particularly important are the innovative "3D" clips: perfect to be used with any installation layout and suitable to be positioned both in the tiles intersections (both "+" and "T" layout) and on the tiles sides.

The wedge works for all the clips in the R.L.S. range and it is re-usable virtually forever. Special traction-adjustable pliers are available in two different versions: for floor or for wall coverings.


In addition to the clip/wedge system, R.L.S. is now available with a screw system called "R.L.S. VITE". "R.L.S. VITE" consists of one cap and the clips. 8 clips models are available to create joints of 1 mm, 1, 5 mm and 3 mm. The 1.5 mm and 3 mm versions are available for making "T" and "+" layouts too. Insert the cap in clip thread and by simply exercising with the fingers a rapid movement on the grip point the cap twists down in a second ("spinning top" effect). Further tighten the cap to apply the right pressure to level the tile (remove lippage). Finally, for those who want to maximize productivity while improving the ease of use of RLS VITE system, there is the new device VITEXPRESS.



KIT - TRACTION-ADJUSTABLE-PLIERS - WEDGES

MADE IN ITALY

YouTube
channel
raimondipa



R.L.S. KIT




R.L.S. KIT3D



180CUNEO



180CUNEO500SE



231 N

231 NRIV



PACKAGE



CARTON BOX

R.L.S. KIT

| Part No. | Barcode | Box Icon | Description | Box Dimensions | Weight | Volume |
|---------------------|---------------|----------|---|----------------|-----------------------|-----------------|
| 180KIT100 | 8024648067951 | 4 | RLS Floor kit - consisting of: 1 pliers for floor covering; 100 wedges; 100 clips for tile of thickness from 3 to 12 mm (1/8" - 1/2") | 51x51xh36 cm | 20"x20"xh 14 1/8" | 8,6 Kg 19 lbs |
| 180KIT100RIV | 8024648065209 | 4 | RLS Wall kit - consisting of: 1 pliers for wall covering; 100 wedges; 100 clips for tile of thickness from 3 to 12 mm (1/8" - 1/2") | 51x51xh36 cm | 20"x20"xh 14 1/8" | 8,6 Kg 19 lbs |
| 180KIT3D | 8024648086624 | 4 | Kit R.L.S. "3D" consisting of: 75 clips "3D" (for tile of thickness from 3 to 12 mm); 75 wedges; 1 pliers for floor covering | 49x39xh25 cm | 19 1/4"x15 3/8"xh 10" | 6,5 Kg 13.3 lbs |


R.L.S. WEDGE (SUITABLE FOR ALL CLIPS)

| Part No. | Barcode | Box Icon | Description | Box Dimensions | Weight | Volume |
|----------------------|---------------|----------|---------------------------------------|----------------|----------------------------|------------------|
| 180CUNEO100 | 8024648067944 | 12 | RLS Wedge - 100 pz pieces bag | 60x40xh31 cm | 23 5/8"x15 3/4"x h 12 1/4" | 11,7 Kg 25.8 lbs |
| 180CUNEO250 | 8024648011947 | 6 | RLS Wedge - 250 pz pieces bag | 60x40xh31 cm | 23 5/8"x15 3/4"x h 12 1/4" | 11,7 Kg 25.8 lbs |
| 180CUNEO500 | 8024648011954 | 3 | RLS Wedge - 500 pz pieces bag | 60x40xh31 cm | 23 5/8"x15 3/4"x h 12 1/4" | 11,7 Kg 25.8 lbs |
| 180CUNEO1000 | 8024648069818 | 1 | RLS Wedge - 1000 pz pieces bag | 30x40xh42 cm | 11 1/2"x16"xh 16 1/2" | 8,2 Kg 16.3 lbs |
| 180CUNEO500SE | 8024648072603 | 2 | RLS Wedge - 500 pieces plastic bucket | 62x42xh36 cm | 25 1/2"x16 1/2"xh 14" | 10,8 Kg 23.8 lbs |

R.L.S TRACTION-ADJUSTABLE-PLIERS

| Part No. | Barcode | Box Icon | Description | Box Dimensions | Weight | Volume |
|-----------------|---------------|----------|--------------------------------------|----------------|-------------------------|--------------|
| 231N | 8024648072627 | 4 | Adjustable pliers for floor covering | 32x32xh 8 cm | 12 5/8"x12 5/8"xh 5/16" | 2 Kg 4,4 lbs |
| 231 NRIV | 8024648072634 | 4 | Adjustable pliers for wall covering | 32x32xh 8 cm | 12 5/8"x12 5/8"xh 5/16" | 2 Kg 4,4 lbs |





"3D" CLIP: JUST ONE CLIP SUITABLE FOR ANY INSTALLATION LAYOUT.

- In addition to level ("lippage" removal), the "3D" clip creates the joint (both with "+" and "T" layout) in both orthogonal sides of the tiles.
- Thanks to the retractable "spacing fins", the "3D" clip is suitable to be positioned both in the tiles intersections (both "+" and "T" layout) and on the tiles sides. So, when installing large format tiles, for which putting the clips just in the tiles intersections is not sufficient to ensure proper leveling ("lippage" removal), the "3D" clip can be used in both positions.
- The "3D" clip accepts the same wedges and pliers of all other R.L.S. clips.
- The "3D" clip is shipped in flat position so to reduce volumes by nearly 50% (in comparison with

the standard R.L.S. clip).

- Prior to use, with a simple and fast movement, put the "3D" clip bridge in vertical position.
- Minimum joint size: 1,5 mm (1/16"). As required by UNI U87005510 regulation. Now also available for 3 mm (1/8") joint.
- Suitable for tiles thickness from 3 mm (1/8") up to 12 mm (1/2").
- If used in the tile intersection the 3D clips reduce consumption by up to 76% (compared to classic clips used on tile side only).



USE WITH "+" LAYOUT BOTH ON TILES INTERSECTIONS AND SIDES



USE WITH "T" LAYOUT ON TILE INTERSECTIONS

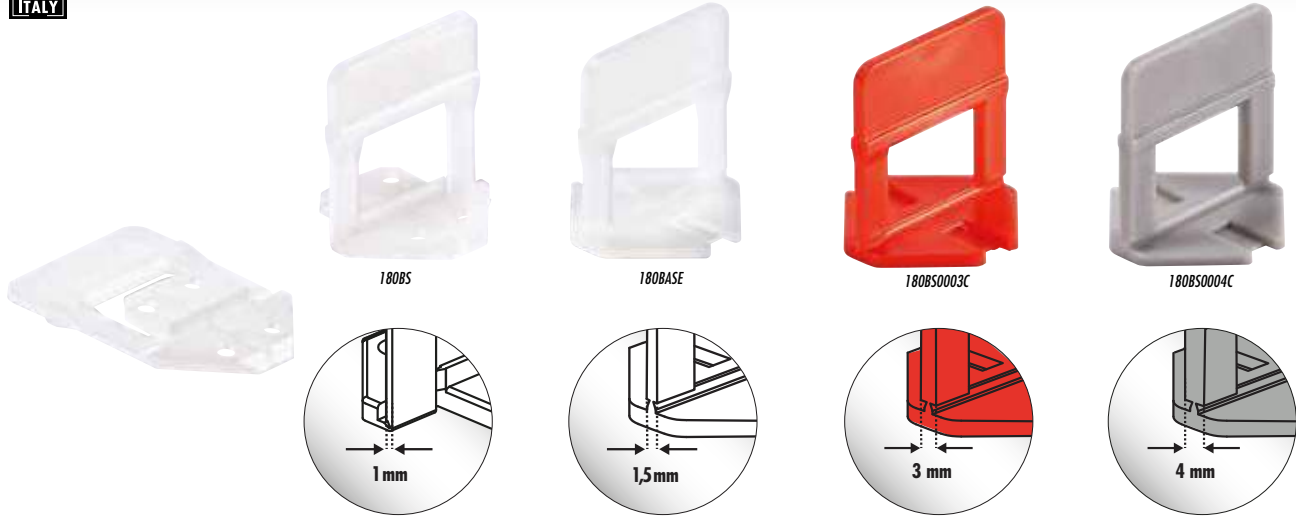
R.L.S. "3D" CLIPS FOR TILES THICKNESS FROM 3 UP TO 12 mm (1/8"-1/2")

| Part No. | Barcode | Qty | Description | Pieces per Bag. | Joint Size | Layout | Layout | Layout | Dimensions | Weight |
|----------------|---------------|-----|------------------------------|-----------------|----------------|--------|--------|--------|---------------|---------|
| 180B01MM3D0100 | 8024648083753 | 24 | R.L.S. 3D clip; joint 1,5 mm | 100 | 1,5 mm - 1/16" | • | • | • | 30x40xh 32 cm | 8 Kg |
| 180B01MM3D0250 | 8024648083760 | 10 | R.L.S. 3D clip; joint 1,5 mm | 250 | 1,5 mm - 1/16" | • | • | • | 30x40xh 32 cm | 8 Kg |
| 180B01MM3D0500 | 8024648083777 | 5 | R.L.S. 3D clip; joint 1,5 mm | 500 | 1,5 mm - 1/16" | • | • | • | 30x40xh 32 cm | 8 Kg |
| 180B01MM3D3000 | 8024648083937 | 1 | R.L.S. 3D clip; joint 1,5 mm | 3000 | 1,5 mm - 1/16" | • | • | • | 30x40xh 32 cm | 10 Kg |
| 180B03MM3D0100 | 8024648094650 | 20 | R.L.S. 3D clip; joint 3 mm | 100 | 3 mm - 1/8" | • | • | • | 30x40xh 32 cm | 8,2 Kg |
| 180B03MM3D0250 | 8024648094667 | 8 | R.L.S. 3D clip; joint 3 mm | 250 | 3 mm - 1/8" | • | • | • | 30x40xh 32 cm | 8,2 Kg |
| 180B03MM3D0500 | 8024648094674 | 4 | R.L.S. 3D clip; joint 3 mm | 500 | 3 mm - 1/8" | • | • | • | 30x40xh 32 cm | 8,2 Kg |
| 180B03MM3D3000 | 8024648094681 | 1 | R.L.S. 3D clip; joint 3 mm | 3000 | 3 mm - 1/8" | • | • | • | 30x40xh 42 cm | 10,1 Kg |

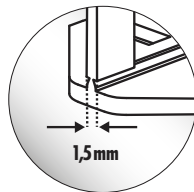


R.L.S. - CLIPS


MADE IN ITALY



180BAH20



YouTube
channel: raimondispa



PACKAGE



R.L.S. CLIPS FOR TILE THICKNESS FROM 3 mm UP TO 12 mm (1/8" - 1/2")

| Part No. | Barcode | Quantity | Description | Pieces per Bag. | Tile Thickness | Joint Width | Tile Size | Tile Spacing | Weight |
|----------------|---------------|----------|-------------------------------------|-----------------|----------------|-------------|--------------|-----------------------|------------------|
| 180BS0001C0100 | 8024648085337 | 24 | RLS Clip/base; joint 1 mm (1/32") | 100 | 1 mm - 1/32" | • - - | 40x30xh32 cm | 15 3/4"x12"xh12 1/2" | 8,8 Kg 19.4 lbs |
| 180BS0001C0250 | 8024648085344 | 10 | RLS Clip/base; joint 1 mm (1/32") | 250 | 1 mm - 1/32" | • - - | 40x30xh33 cm | 15 3/4"x12"xh12 1/2" | 8,8 Kg 19.4 lbs |
| 180BS0001C0500 | 8024648085351 | 5 | RLS Clip/base; joint 1 mm (1/32") | 500 | 1 mm - 1/32" | • - - | 40x30xh34 cm | 15 3/4"x12"xh12 1/2" | 8,8 Kg 19.4 lbs |
| 180BS0001C3000 | 8024648085368 | 1 | RLS Clip/base; joint 1 mm (1/32") | 3000 | 1 mm - 1/32" | • - - | 30x40xh42 cm | 12"x15 3/4"xh16 1/2" | 10,2 Kg 22.5 lbs |
| 180BASE100 | 8024648067241 | 20 | RLS Clip/base; joint 1,5 mm (1/16") | 100 | 1,5 mm - 1/16" | • - - | 60x40xh31 cm | 23"x11 1/2"xh 10 1/4" | 9 Kg 19.8 lbs |
| 180BASE250 | 8024648067937 | 8 | RLS Clip/base; joint 1,5 mm (1/16") | 250 | 1,5 mm - 1/16" | • - - | 60x40xh31 cm | 23"x11 1/2"xh 10 1/4" | 9 Kg 19.8 lbs |
| 180BASE500 | 8024648067258 | 4 | RLS Clip/base; joint 1,5 mm (1/16") | 500 | 1,5 mm - 1/16" | • - - | 60x40xh31 cm | 23"x11 1/2"xh 10 1/4" | 9 Kg 19.8 lbs |
| 180BASE2000 | 8024648069801 | 1 | RLS Clip/base; joint 1,5 mm (1/16") | 2000 | 1,5 mm - 1/16" | • - - | 30x40xh42 cm | 11 1/2"x16"xh 16 1/2" | 8,8 Kg 19.4 lbs |
| 180BS0003C0250 | 8024648081308 | 8 | RLS Clip/base; joint 3 mm (1/8") | 250 | 3 mm - 1/8" | • - - | 60x40xh31 cm | 23"x11 1/2"xh 10 1/4" | 9,4 Kg 20,7 lbs |
| 180BS0003C0500 | 8024648081315 | 4 | RLS Clip/base; joint 3 mm (1/8") | 500 | 3 mm - 1/8" | • - - | 60x40xh31 cm | 23"x11 1/2"xh 10 1/4" | 9,2 Kg 20,3 lbs |
| 180BS0003C2000 | 8024648081322 | 1 | RLS Clip/base; joint 3 mm (1/8") | 2000 | 3 mm - 1/8" | • - - | 30x40xh42 cm | 11 1/2"x16"xh 16 1/2" | 8,8 Kg 19,4 lbs |
| 180BS0004C0250 | 8024648081339 | 8 | RLS Clip/base; joint 4 mm (5/32") | 250 | 4 mm - 5/32" | • - - | 60x40xh31 cm | 23"x11 1/2"xh 10 1/4" | 9,7 Kg 21,5 lbs |
| 180BS0004C0500 | 8024648081346 | 4 | RLS Clip/base; joint 4 mm (5/32") | 500 | 4 mm - 5/32" | • - - | 60x40xh31 cm | 23"x11 1/2"xh 10 1/4" | 9,8 Kg 21,6 lbs |
| 180BS0004C2000 | 8024648081353 | 1 | RLS Clip/base; joint 4 mm (5/32") | 2000 | 4 mm - 5/32" | • - - | 30x40xh42 cm | 11 1/2"x16"xh 16 1/2" | 9,2 Kg 20,2 lbs |

R.L.S. CLIPS FOR TILE THICKNESS FROM 12 mm UP TO 20 mm (1/2" - 3/4")

| Part No. | Barcode | Quantity | Description | Pieces per Bag. | Tile Thickness | Joint Width | Tile Size | Tile Spacing | Weight |
|--------------|---------------|----------|--------------------------------------|-----------------|----------------|-------------|--------------|-----------------------|-----------------|
| 180BA200H20 | 8024648069627 | 8 | RLS Clip/base; joint 1,5 mm (1/16") | 200 | 1,5 mm - 1/16" | • - - | 60x40xh31 cm | 23"x11 1/2"xh 10 1/4" | 9 Kg 19.8 lbs |
| 180BA400H20 | 8024648070050 | 4 | RLS Clip/base; joint 1,5 mm (1/16") | 400 | 1,5 mm - 1/16" | • - - | 60x40xh31 cm | 23"x11 1/2"xh 10 1/4" | 9 Kg 19.8 lbs |
| 180BA1500H20 | 8024648064127 | 1 | RLS Clip/base; joint 1,5 mm (1/16")m | 1500 | 1,5 mm - 1/16" | • - - | 30x40xh42 cm | 11 1/2"x16"xh 16 1/2" | 7,1 Kg 15.6 lbs |



RLS: TILES CHIPPING (AND SCRATCHING) PREVENTING PLATFORM AND MULTI-SIZE SPACER



MADE IN ITALY



180AGS0250



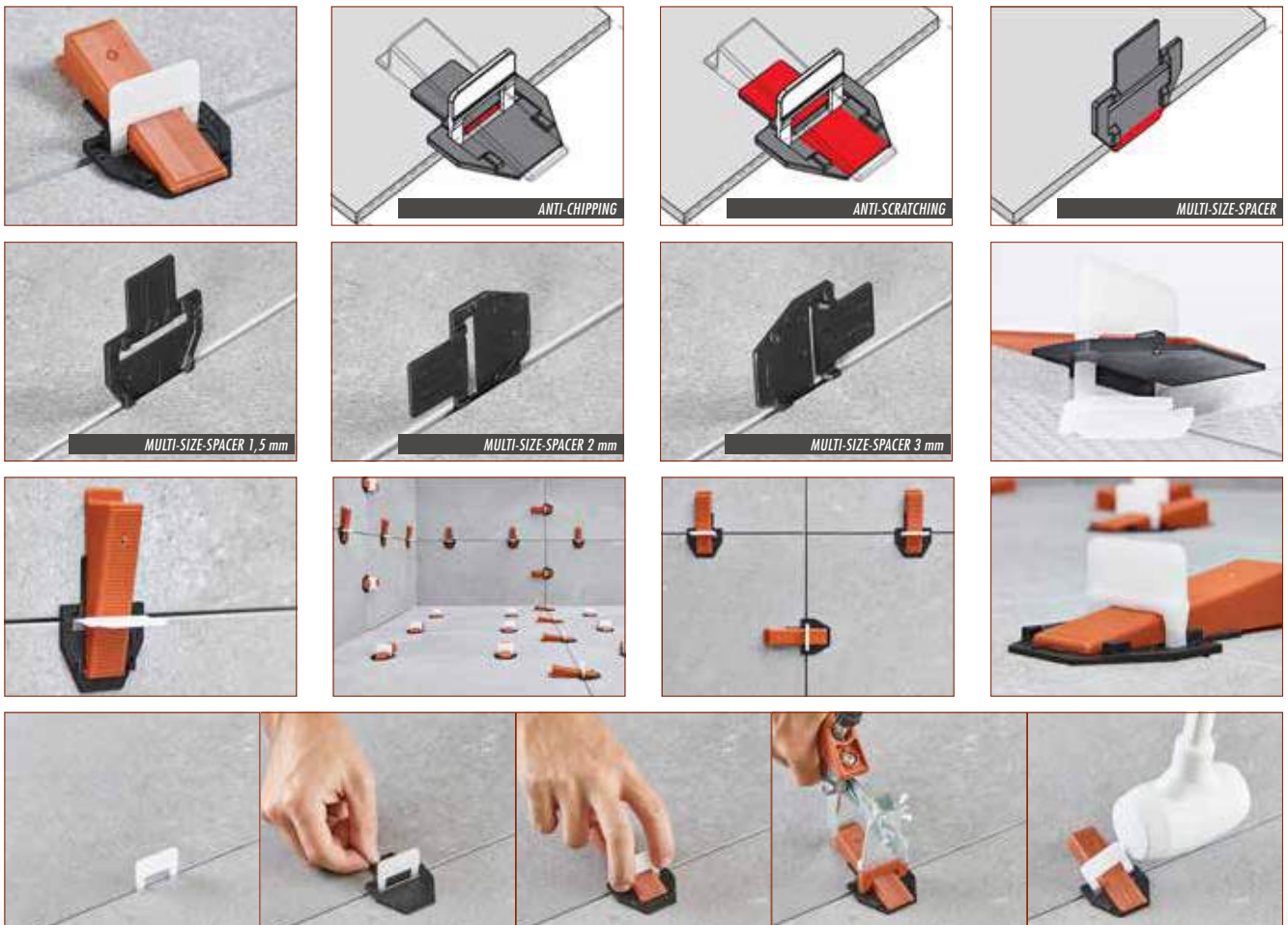
PACKAGE



- Anti-chipping and anti-scratch platform to be used in combination with RLS wedge/clip system.
- Place in between the wedge and the tile by inserting it on the clip before wedge insertion to avoid potential accidental damage during installation of tiles characterized by a particularly delicate top finishing.
- The platform performs two functions at the same time:
Anti-chipping since it prevents the stems of the RLS clip to touch the edge of the tile during wedge insertion thanks to a dedicated L-shaped tab;
Anti-scratch since the wedge does not touch the tile but slides on the platform instead.
- Furthermore, the platform can also be used as a removable and reusable multi-size-spacer. In fact, 3 sides are designed to perform this function and create respectively joints sided 1.5 mm, 2 mm and 3 mm ($\frac{1}{16}$ ", $\frac{3}{32}$ ", $\frac{1}{8}$ ").
- the platform can be reused over and over again, both as anti-chipping and anti-scratch element and multi-size-removable-spacer.
- The use of the platform keeps the performance of the clips unaltered in terms of maximum and minimum thickness of the tiles to be leveled.
- It increases the joint size of 0.5 mm (0.019 inches). This is in order to perform the anti-chipping function.
- It is recommended to perform the final removal phase with a hammer.
- Made of premium quality plastic material that prevents adhesion of tile adhesive to the product.
- Comes into plastic bucket for convenient storage.

RLS: TILES CHIPPING (AND SCRATCHING) PREVENTING PLATFORM AND MULTI-SIZE SPACER

| Part No. | | Description | Pieces per Bag | | |
|------------|---------------|---|----------------|---------------|-----------------------|
| 180AGS0250 | 8050532007437 | 4 Tiles chipping (and scratching) preventing platform and multi-size spacer | 250 | 49x39xh 25 cm | 19 1/4"x15 3/8"xh 10" |
| | | | | | 5 Kg 11 lbs |



R.L.S. VITE - CLIPS FOR 1 mm JOINTS AND CAP



MADE IN ITALY



180VGH



180VB10C



180VBH10C

- Levelling system made up of cap and clips.
- Insert the cap in the clip thread and with just to fingers twist it down by acting on the grip point: it reaches the tile in a second ("spinning top" effect).
- Then tight the cap so to level the tiles (remove lippages).
- Once the adhesive is set, remove the cap by beating it with a white rubber mallet (or with the foot). Beat parallel to the joint line. As an alternative, unscrew the cap, remove it and beat directly on the clip (parallel to the joint line).
- The cap is designed to provide maximum ergonomics and finger grips both for starting cap rotation on the clip and for applying the necessary force for levelling tiles (lippage removal) with ease.
- The cap hollow-design allows the user to see the grout joint. This makes it suitable to be use both on tiles sides and intersections.
- Wide range of clips for joints of 1 mm, 1,5 mm and 3 mm (1/32"; 1/16"; 1/8").
- 1 mm (1/32") clips available in two versions: for tiles thickness from 3 to 15 mm (1/8"-19/32") for tiles thickness from 14 to 26 mm (9/16"-1"). This is ideal also for natural stones installation.
- The cap works on both clips.
- Self-stopping scratch-preventing washer with rubber ring and VITEXPRESS available as accessories.

R.L.S. VITE CAP


| Part No. | Barcode | Box | Description | Pieces per Bag. | | | |
|------------|---------------|-----|--------------------------------|-----------------|---------------|----------------------------|-------------------|
| 180VGH0100 | 8050532003026 | 12 | R.L.S. Vite cap - 100 pcs bags | 100 | 60x40x h31 cm | 23 5/8"x15 3/4"x h 12 1/4" | 9,7 Kg 21.4 lbs |
| 180VGH0300 | 8050532003033 | 4 | R.L.S. Vite cap - 300 pcs bags | 300 | 60x40x h31 cm | 23 5/8"x15 3/4"x h 12 1/4" | 9,6 Kg 21.2 lbs |
| 180VGH0900 | 8050532004276 | 1 | R.L.S. Vite cap - 900 pcs box | 900 | 30x40x h42 cm | 11 1/2"x16"x h16 1/2" | 7,5 Kg 16.5 lbs |

R.L.S. VITE CLIPS 1 mm JOINT FOR TILE THICKNESS FROM 3 mm UP TO 15 mm (1/8" - 5/8")

| Part No. | Barcode | Box | Description | Pieces per Bag. | | | |
|--------------|---------------|-----|--|-----------------|--------------|---------------|----------------------------|
| 180VB10C0100 | 8050532002982 | 30 | R.L.S. Vite clip for tile thickness; joint 1 mm (1/32") - 100 pcs bags | 100 | 1 mm - 1/32" | 60x40x h31 cm | 23 5/8"x15 3/4"x h 12 1/4" |
| 180VB10C0300 | 8050532002999 | 12 | R.L.S. Vite clip for tile thickness; joint 1 mm (1/32") - 300 pcs bags | 300 | 1 mm - 1/32" | 60x40x h31 cm | 23 5/8"x15 3/4"x h 12 1/4" |
| 180VB10C3000 | 8050532003002 | 1 | R.L.S. Vite clip for tile thickness; joint 1 mm (1/32") - 3000 pcs box | 3000 | 1 mm - 1/32" | 30x40x h42 cm | 11 1/2"x16"x h16 1/2" |

R.L.S. VITE CLIPS 1 mm JOINT FOR TILE THICKNESS FROM 14 mm UP TO 26 mm (17/32" - 1/8" - 1 1/32")

| Part No. | Barcode | Box | Description | Pieces per Bag. | | | |
|---------------|---------------|-----|--|-----------------|--------------|---------------|----------------------------|
| 180VBH10C0100 | 8050532002944 | 25 | R.L.S. Vite clip for tile thickness; joint 1 mm (1/32") - 100 pcs bags | 100 | 1 mm - 1/32" | 60x40x h31 cm | 23 5/8"x15 3/4"x h 12 1/4" |
| 180VBH10C0300 | 8050532002951 | 10 | R.L.S. Vite clip for tile thickness; joint 1 mm (1/32") - 300 pcs bags | 300 | 1 mm - 1/32" | 60x40x h31 cm | 23 5/8"x15 3/4"x h 12 1/4" |
| 180VBH10C2500 | 8050532002968 | 1 | R.L.S. Vite clip for tile thickness; joint 1 mm (1/32") - 2500 pcs box | 2500 | 1 mm - 1/32" | 30x40x h42 cm | 11 1/2"x16"x h16 1/2" |



R.L.S. VITE - CLIPS FOR 1,5 mm AND 3mm JOINTS (STANDARD, +, T LAYOUTS)

MADE IN ITALY



PACKAGE
CARTON BOX

R.L.S. VITE CLIPS 1.5 mm JOINT [FLAT (TILE THICKNESS: min 3 mm; MAX 15 mm)]+ AND T (TILE THICKNESS: min 5 mm ; MAX 15 mm)


- R.L.S VITE clips to achieve a nominal joint of 1.5 mm (1/16"). Available in 3 versions.
 - Cross (+) for use into tile intersections in + layout (min tile thickness 5 mm – 3/16").
 - Flat (Standard) for use along tile sides (min tile thickness 3 mm – 1/8").
 - T for use into tile intersections in T layout (min tile thickness 5 mm – 3/16")

| Part No. | Barcode | Description | Type | Tile Size | Clip Size | Weight (Kg) | Weight (Lbs) |
|-----------------------|---------------|--|------|-----------|-----------|-------------|--------------|
| 180VB015FC0100 | 8050532012578 | 40 Standard (flat) R.L.S. VITE clip 1,5 mm nominal joint 100 pcs bag | - | 1,5 mm | 1/16" | 9,3 Kg | 20.4 lbs |
| 180VB015FC0300 | 8050532012585 | 16 Standard (flat) R.L.S. VITE clip 1,5 mm nominal joint 300 pcs bag | - | 1,5 mm | 1/16" | 10,7 Kg | 23.6 lbs |
| 180VB015FC3000 | 8050532012592 | 1 Standard (flat) R.L.S. VITE clip 1,5 mm nominal joint 3000 pcs box | - | 1,5 mm | 1/16" | 10,1 Kg | 22.3 lbs |
| 180VB015XC0100 | 8050532012639 | 40 "+ (cross) R.L.S. VITE clip 1,5 mm nominal joint 100 pcs bag | + | 1,5 mm | 1/16" | 9,6 Kg | 21.2 lbs |
| 180VB015XC0300 | 8050532012646 | 16 "+ (cross) R.L.S. VITE clip 1,5 mm nominal joint 300 pcs bag | + | 1,5 mm | 1/16" | 11,1 Kg | 24.5 lbs |
| 180VB015TC0100 | 8050532012608 | 40 "T" R.L.S. VITE clip 1,5 mm nominal joint 100 pcs bag | T | 1,5 mm | 1/16" | 9,5 Kg | 21 lbs |
| 180VB015TC0300 | 8050532012615 | 16 "T" R.L.S. VITE clip 1,5 mm nominal joint 300 pcs bag | T | 1,5 mm | 1/16" | 11 Kg | 24.2 lbs |

R.L.S. VITE CLIPS 3 mm JOINT [FLAT (TILE THICKNESS: min 3 mm; MAX 15 mm)]+ AND T (TILE THICKNESS: min 5 mm ; MAX 15 mm)

- R.L.S VITE clips to achieve a nominal joint of 3 mm (1/8"). Available in 3 versions.
 - Cross (+) for use into tile intersections in + layout (min tile thickness 5 mm – 3/16").
 - Flat (Standard) for use along tile sides (min tile thickness 3 mm – 1/8").
 - T for use into tile intersections in T layout (min tile thickness 5 mm – 3/16").

| Part No. | Barcode | Description | Type | Tile Size | Clip Size | Weight (Kg) | Weight (Lbs) |
|-----------------------|---------------|--|------|-----------|-----------|-------------|--------------|
| 180VB030FC0100 | 8050532012660 | 40 Standard (flat) R.L.S. VITE clip 3 mm nominal joint 100 pcs bag | - | 3 mm | 1/8" | 9,9 Kg | 21.9 lbs |
| 180VB030FC0300 | 8050532012677 | 16 Standard (flat) R.L.S. VITE clip 3 mm nominal joint 300 pcs bag | - | 3 mm | 1/8" | 11,5 Kg | 25.3 lbs |
| 180VB030FC3000 | 8050532012684 | 1 Standard (flat) R.L.S. VITE clip 3 mm nominal joint 3000 pcs box | - | 3 mm | 1/8" | 10,6 Kg | 23.4 lbs |
| 180VB030XC0100 | 8050532012721 | 40 "+ (cross) R.L.S. VITE clip 3 mm nominal joint 100 pcs bag | + | 3 mm | 1/8" | 10,3 Kg | 22.7 lbs |
| 180VB030XC0300 | 8050532012738 | 16 "+ (cross) R.L.S. VITE clip 3 mm nominal joint 300 pcs bag | + | 3 mm | 1/8" | 11,9 Kg | 26.3 lbs |
| 180VB030TC0100 | 8050532012691 | 40 "T" R.L.S. VITE clip 3 mm nominal joint 100 pcs bag | T | 3 mm | 1/8" | 10,6 Kg | 23.5 lbs |
| 180VB030TC0300 | 8050532012707 | 16 "T" R.L.S. VITE clip 3 mm nominal joint 300 pcs bag | T | 3 mm | 1/8" | 12,4 Kg | 27.2 lbs |



SELF-STOPPING SCRATCH-PREVENTING WASHER WITH SOFT RUBBER RING FOR RLS VITE



- The washer for RLS VITE had been developed to prevent to scratch tiles characterized by a particularly delicate top finishing.
- In addition to that it also prevents the tiles to eventually move when tightening the RLS VITE Cap.
- The washer is designed to be connected to the RLS VITE cap for the maximum ease of use.
- It features an exclusive soft rubber ring that once it gets in contact with the tiles prevents the washer to rotate when tightening the cap.
- The rubber ring on the one hand avoids any risk of scratching the tiles, on the other allows to tighten the cap without having to hold the washer with your hand.
- The use of the washer does not affect the clips performances in terms of maximum and minimum thickness of the tiles to be leveled which therefore remain from 3 to 15 mm (1/8" – 5/8") for the standard clip and 14-26 mm (17/32"-1 1/32") for the tall clips.
- The washer can be removed from the cap if its use is not needed.
- It is recommended to perform the final removal phase with a hammer.
- Comes into plastic bucket for convenient storage.

SELF-STOPPING SCRATCH-PREVENTING WASHER WITH SOFT RUBBER RING FOR RLS VITE

| Part No. | | Description | Pieces per Bag. | | |
|--------------------|---------------|--|-----------------|-------------|----------------------------|
| 180VAGR0100 | 8050532007239 | 4 Self-stopping scratch-preventing washer with soft rubber ring for rls vite | 100 | 40x40x15 cm | 15 3/4" x 15 3/4" x 4 3/4" |
| | | | | 2,9 Kg | 6.3 lbs |





NEW



BLISTER

PACKAGE



CARTON BOX

VITEXPRESS with battery drill (drill not included)




- The multifunction device simplifies and speeds up the use of the RLS VITE system during its installations & removal process.
- Equipped with an 8 mm hexagonal shaft, it is suitable with the most popular cordless drills available on the market.
- It performs 4 functions:
 1. Screw: it allows a fast tightening of the cap onto leveling clip until it sits onto tile/slab, a consistent tightening torque can be set via the clutch adjustment onto screwdriver to achieve a perfect leveling.
 2. Unscrew: it allows you to quickly and comfortably unscrew the cap by reversing rotation of the screwdriver.

3. Remove: it allows an innovative clip removal. Simply setting the tightening torque to the max level to properly break the clips with accuracy.
4. Pull apart: when the leveling job is finished, it allows to quickly removing the cap from the upper/broken section of the clips.
 - It can be used to twist the individual cap as well as the cap equipped with the new anti-scratch washer.
 - It can be used both on floor and on wall.
 - Drill not included.
 - Sold in transparent blister with dedicated graphic.

| Part No. | | | Description | | | | | | |
|----------|---------------|---|--|-------|--------|---------------|-------------|--------|---------|
| 231VSA | 8050532009059 | 6 | VITEXPRESS - R.L.S. VITE screw unscrew | 60 gr | 2.1 oz | 33x17x h 8 cm | 13"x7"xh 3" | 900 gr | 31.7 oz |



SPACERS, EXPANSION JOINTS AND PROFILES



REMOVABLE AND REUSABLE DUAL SIZE (JOINT) SPACER

| | |
|-------------|----|
| DOUBLE..... | R2 |
|-------------|----|

SPACERS FOR 20 mm THICKNESS TILES


| | |
|---|----|
| SPACERS FOR 20 mm THICKNESS TILES | R3 |
|---|----|

3 IN-ONE TILE SHIM "ROTOCUNEO"

| | |
|---|----|
| "ROTOCUNEO" FOR JOINTS FROM 2 mm UP TO 10 mm..... | R3 |
|---|----|

SPACERS FOR "+" AND "T" SETTING LAYOUT

| | |
|--------------|----|
| 10 mm | R4 |
| 9 mm | R4 |
| 8 mm | R4 |
| 7 mm | R4 |
| 6 mm | R5 |
| 5 mm | R5 |
| 4 mm | R5 |
| 3 mm | R6 |
| 2 mm | R6 |
| 1,5 mm | R6 |
| 1 mm | R6 |



SPACERS FOR OCTAGONAL TILES, "CASSETTONATO"

AND LOZENGE, SPACERS FOR HEXAGONAL TILES,

SPACERS FOR PROVINCIAL - "PROVENZALE"

| | |
|--|----|
| SPACERS FOR OCTAGONAL TILES, "CASSETTONATO" AND LOZENGE..... | R7 |
| SPACERS FOR HEXAGONAL TILES | R7 |
| SPACERS FOR PROVINCIAL - "PROVENZALE" | R7 |
| SPACERS FOR SPECIAL FORMATS (RHOMBUS) | R7 |



WEDGES


| | |
|--------------------|----|
| BIG WEDGES | R7 |
| SMALL WEDGES | R7 |

FLOATING FLOORS SUPPORTS

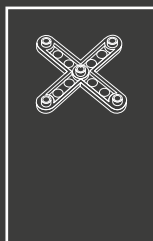
| | |
|--------------------------------|----|
| FLOATING FLOORS SUPPORTS | R7 |
|--------------------------------|----|

EXPANSION JOINTS AND PROFILES

| | |
|-------------------------------|----|
| EXPANSION JOINTS | R8 |
| PVC TRANSITION PROFILES | R8 |



11 sizes (from 1 to 10 mm - 1/32" - 3/8") in 43 different models : here is our range of spacers. A line of spacers for the professional which can choose versions with different heights, with holes for the passage of the adhesive, with fins for easy removal or to avoid the outcrop if installing with the traditional "mud-med" method, or even with the unique "Lego" system, which allows to fit a spacer over the other to get the desired thickness. Of course, both for cross and "T" installation. In addition, three models (3 mm - 1/8" joint) for octagonal tile, "cassettonato", lozenge, hexagonal tiles, "provenzale" tiles and two models (2 mm - 3/32" joint) for special formats (rhombus). To complete the offer, shimming wedges are available in two sizes and "Rotocuneo", the new 3-in-one tile shim for adjustments from 2 mm (3/32") up to 10 mm (3/8"). Also expansion joints, profiles and floating floors supports and the new spacers designed for the laying of tiles with high thickness (20 mm - 3/4"), whose characteristics make them ideal for outdoor floors. Last, but not least, the removable and reusable dual size (joint) spacer "DOUBLE", available in two versions, each one designed to create two joints of different sizes (one model for joints of 1 and 3 mm - 1/32" and 1/8", one model for joints 2 and 5 mm - 3/32" and 3/16"). Designed to work on the sides of the tiles and flush to the floor as well as into corners. This is particularly helpful for wall covering.



REMOVABLE AND REUSABLE DUAL SIZE (JOINT) SPACER


MADE IN ITALY




282D1-3C300
Rear view (flat facet)



282D1-3C300
Front view



1 mm | 1/32"



3 mm | 1/8"



282D2-5C300
Rear view (flat facet)



282D2-5C300
Front view



2 mm | 3/32"



5 mm | 3/16"

- Available in two versions: to create joint sized 1 and 3 mm - 1/32" and 1/8" (grey color); to create joints sized 2 and 5 mm - 3/32" and 3/16" (red color).
- Each DOUBLE is designed to create two joints of different sizes: two sides for one joint size, the other two for the other joint size. Therefore, DOUBLE is actually a "Dual-Size" removable (and reusable) spacer.
- The dual size (joint) spacer DOUBLE has been de-signed to be very easy to remove after use. This in accordance with regulations about correct ceramic tile installation such as the Italian UNI 11493-1.
- The removal and use do not damage the product therefore DOUBLE is reusable virtually forever.
- Its generous dimensions (37x37 mm | 1 1/2"x1 1/2") make very easy to grasp it both during insertion and, even more important, removal phase.
- The wide gap within joints sizes present on the same spacer makes it easy to recognize them.

- Thanks to the wide contact surface between tiles once in working position, DOUBLE ensures both perfect joint size and parallelism of the tiles.
- DOUBLE is designed to work on the sides of the tiles (not into intersections) so to ensure the maximum effectiveness (especially on large format tiles).
- One of the two facets of DOUBLE is flat so to allow the product to be used flush to the floor as well as into corners. This is particularly helpful for wall covering.
- DOUBLE is made of plastic material which hinders the adhesion of the adhesive (thin-set) to the spacer.
- Double is proposed inside a practical resealable bucket for storing the product after use.

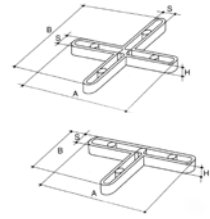
DOUBLE 1-3 mm (1/32" - 1/8") and 2-5 mm (3/32" - 3/16")

| Part No. | | | Description | Joint | Color | | |
|-------------|---------------|---|--|---------------------------|-------|------------------------------------|--------------------|
| 282D1-3C300 | 8050532000636 | 6 | DOUBLE SPACER; joint 1 and 3 mm (1/32" - 1/8"). 300 pcs bucket. | 1 e 3 mm 1/32" e 1/8" | | 58x20xh 27 cm 23"x8"x h 10 1/2" | 5,5 Kg 12.1 lbs |
| 282D2-5C300 | 8050532002432 | 6 | DOUBLE SPACER; joint 2 and 5 mm (3/32" - 3/16"). 300 pcs bucket. | 2 e 5 mm 3/32" e 3/16" | | | 6,9 Kg 15.2 lbs |



SPACERS FOR 20 mm (3/4") THICKNESS TILES – JOINT 4 mm (5/32")

MADE IN ITALY




| 313+200 | | 313+500 | |
|--------------|----------------|----------------|----------------|
| S | A | B | H |
| 4mm 5/32" | 64mm 2 1/2" | 64mm 2 1/2" | 12mm 15/32" |

| 313T200 | | 313T500 | |
|--------------|----------------|------------------|----------------|
| S | A | B | H |
| 4mm 5/32" | 64mm 2 1/2" | 34mm 1 11/32" | 12mm 15/32" |

- Spacers for tiles/slabs with a thickness equal or higher than 20 mm (3/4").
- Available both "+" and "T" types.
- Perfect for outdoor floors laid both with adhesive or onto sand.
- Made of plastic material which is tested for being resistant even when subjected to bad weather conditions and thermal stress.

- Equipped with special wings, designed for preventing the rising of the spacer during the vibrator method.
- The special wings are also provided with specific openings with draining function.
- Spacer's height: 12 mm (1/2").

| Part No. | Barcode | Type | Pieces | Box | Open | Upright | Down | Left | Right | Up | Down | Weight | Volume |
|----------|---------------|------|--------|-----|------|---------|------|------|-------|----|------|--------|-------------------------------|
| 313+200 | 8024648095268 | + | 200 | - | • | - | • | - | • | • | • | 8 | 59x30xh40 cm |
| 313+500 | 8024648095275 | + | 500 | - | • | - | • | - | • | • | • | 3 | 23 5/8" x 11 7/8" x h 15 5/4" |
| 313T200 | 8024648095282 | T | 200 | - | • | - | • | - | • | • | • | 12 | |
| 313T500 | 8024648095299 | T | 500 | - | • | - | • | - | • | • | • | 5 | |



ROTOCUNEO - FROM 2 mm (3/32") UP TO 10 mm (3/8") JOINTS



MADE IN E.U.



- 3 in 1 tile shim: 2 spiral-shaped wedges (lateral ones) + 1 wedge (middle one).
- For joint adjustments from 2 to 10 mm.

- In the removal phase, it avoids the chipping of the tile / slab.
- Recommended for extremely delicate tiles / slabs.

| Part No. | Barcode | Box | Description | Joint | Weight | Volume | Weight | |
|----------|---------------|-----|--|---------------------------------|--------|--------|--|-----------------|
| 162RC30 | 8050532006775 | 27 | 30 Kits RotocunEO bucket (60 spiral-shaped wedges + 30 wedges) | da 2 a 10 mm da 3/32" a 3/8" | 220 gr | 0.5 oz | 40x60xh 25 cm 15 3/4" x 23 5/8" x h 10" | 7 Kg 15.4 oz |



SPACERS 10 mm – 3/8"

MADE IN ITALY



| 193+1000 | | 204+200 | |
|----------|---------|---------|-------|
| S | A | B | H |
| 10mm | 40mm | 40mm | 7mm |
| 3/8" | 1 9/16" | 1 9/16" | 9/32" |



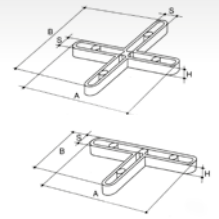
| 204 R200 | | | |
|----------|------|------|--------|
| S | A | B | H |
| 10mm | 50mm | 50mm | 13mm |
| 3/8" | 2" | 2" | 17/32" |



| 193T1000 | | 204T200 | |
|----------|---------|---------|-------|
| S | A | B | H |
| 10mm | 40mm | 25mm | 7mm |
| 3/8" | 1 9/16" | 1" | 9/32" |



| 204T200A | | | |
|----------|------|---------|--------|
| S | A | B | H |
| 10mm | 50mm | 30mm | 13mm |
| 3/8" | 2" | 1 3/16" | 17/32" |



| Part No. | Barcode | Type | Pieces | Box | Bag | Upright | Arch | Down | Black | Up | Box | Box | Weight | Weight |
|----------|---------------|------|--------|-----|-----|---------|------|------|-------|----|-----|-------------|---------------------------|------------------|
| 193+1000 | 8024648001306 | + | 1000 | • | - | • | - | - | • | - | 12 | 62x42x54 cm | 24 3/8"x16 1/2"xh 21 1/4" | 26,5 Kg 58.4 lbs |
| 204+200 | 8024648001641 | + | 200 | - | • | • | - | - | • | - | 25 | 48x46x28 cm | 18 7/8"x18 1/8"xh 11" | 10,6 Kg 23.3 lbs |
| 204R200 | 8024648001634 | + | 200 | - | • | - | - | - | - | • | 10 | 48x46x28 cm | 18 7/8"x18 1/8"xh 11" | 9,2 Kg 20.3 lbs |
| 193T1000 | 8024648001313 | + | 1000 | • | - | • | - | - | • | - | 12 | 62x42x54 cm | 24 3/8"x16 1/2"xh 21 1/4" | 20,2 Kg 44.5 lbs |
| 204T200 | 8024648001658 | + | 200 | - | • | • | - | - | • | - | 25 | 48x35x28 cm | 18 7/8"x13 3/4"xh 11" | 7,4 Kg 16.3 lbs |
| 204T200A | 8024648001665 | + | 200 | - | • | - | - | - | • | - | 10 | 48x35x28 cm | 18 7/8"x13 3/4"xh 11" | 6,6 Kg 14.5 lbs |

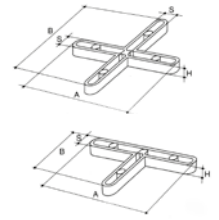
SPACERS 9 mm – 11/32"



| 129+1000 | | 128+200 | |
|----------|------|---------|-------|
| S | A | B | H |
| 9mm | 50mm | 50mm | 7mm |
| 11/32" | 2" | 2" | 9/32" |



| 129T1000 | | 128T200 | |
|----------|------|---------|-------|
| S | A | B | H |
| 9mm | 50mm | 30mm | 7mm |
| 11/32" | 2" | 1 3/16" | 9/32" |



| Part No. | Barcode | Type | Pieces | Box | Bag | Upright | Arch | Down | Black | Up | Box | Box | Weight | Weight |
|----------|---------------|------|--------|-----|-----|---------|------|------|-------|----|-----|-------------|---------------------------|------------------|
| 129+1000 | 8024648001337 | + | 1000 | • | - | - | • | • | - | - | 12 | 62x42x54 cm | 24 3/8"x16 1/2"xh 21 1/4" | 32,2 Kg 70.9 lbs |
| 128+200 | 8024648001672 | + | 200 | - | • | - | • | • | - | - | 25 | 48x46x28 cm | 18 7/8"x18 1/8"xh 11" | 13,6 Kg 29.9 lbs |
| 129T1000 | 8024648001344 | + | 1000 | • | - | - | • | • | - | - | 12 | 62x42x54 cm | 24 3/8"x16 1/2"xh 21 1/4" | 26,7 Kg 58.8 lbs |
| 128T200 | 8024648001689 | + | 200 | - | • | - | • | • | - | - | 25 | 48x35x28 cm | 18 7/8"x13 3/4"xh 11" | 10,6 Kg 23.3 lbs |

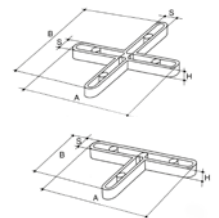
SPACERS 8 mm – 5/16"



| 372+1000 | | 376+200 | |
|----------|---------|---------|-------|
| S | A | B | H |
| 8mm | 40mm | 40mm | 7mm |
| 5/16" | 1 9/16" | 1 9/16" | 9/32" |



| 372T1000 | | 376T200 | |
|----------|---------|---------|-------|
| S | A | B | H |
| 8mm | 40mm | 25mm | 7mm |
| 5/16" | 1 9/16" | 1" | 9/32" |



| Part No. | Barcode | Type | Pieces | Box | Bag | Upright | Arch | Down | Black | Up | Box | Box | Weight | Weight |
|----------|---------------|------|--------|-----|-----|---------|------|------|-------|----|-----|-------------|---------------------------|------------------|
| 372+1000 | 8024648001351 | + | 1000 | • | - | • | - | - | • | - | 12 | 62x42x54 cm | 24 3/8"x16 1/2"xh 21 1/4" | 23,1 Kg 50.9 lbs |
| 376+200 | 8024648001696 | + | 200 | - | • | - | - | - | • | - | 25 | 48x46x28 cm | 18 7/8"x18 1/8"xh 11" | 9,6 Kg 21.2 lbs |
| 372T1000 | 8024648001368 | + | 1000 | • | - | • | - | - | • | - | 8 | 46x41x32 cm | 18 1/8"x16 1/8"xh 12 5/8" | 12,7 Kg 27.9 lbs |
| 376T200 | 8024648001702 | + | 200 | - | • | - | - | - | • | - | 25 | 48x35x28 cm | 18 7/8"x13 3/4"xh 11" | 7,6 Kg 16.7 lbs |

SPACERS 7 mm – 9/32"



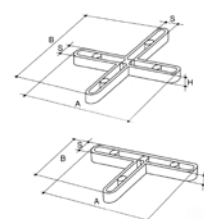
| 152+1000E | | 151+200E | |
|-----------|---------|----------|-------|
| S | A | B | H |
| 7mm | 40mm | 40mm | 7mm |
| 9/32" | 1 9/16" | 1 9/16" | 9/32" |



| 152+1000L | | 151+200L | |
|-----------|---------|----------|-------|
| S | A | B | H |
| 7mm | 40mm | 40mm | 5mm |
| 9/32" | 1 9/16" | 1 9/16" | 3/16" |



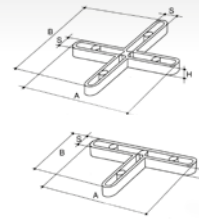

| 152T1000E | | 151T200E | |
|-----------|---------|----------|-------|
| S | A | B | H |
| 7mm | 40mm | 25mm | 7mm |
| 9/32" | 1 9/16" | 1" | 9/32" |



| Part No. | Barcode | Type | Pieces | Box | Bag | Upright | Arch | Down | Black | Up | Box | Box | Weight | Weight |
|-----------|---------------|------|--------|-----|-----|---------|------|------|-------|----|-----|-------------|---------------------------|------------------|
| 152+1000E | 8024648001375 | + | 1000 | • | - | • | - | - | • | - | 12 | 62x42x54 cm | 24 3/8"x16 1/2"xh 21 1/4" | 26 Kg 57.3 lbs |
| 151+200E | 8024648001719 | + | 200 | - | • | - | - | - | • | - | 25 | 48x46x28 cm | 18 7/8"x18 1/8"xh 11" | 10,6 Kg 23.4 lbs |
| 152+1000L | 8024648001382 | + | 1000 | • | - | • | - | - | • | - | 16 | 62x42x45 cm | 24 3/8"x16 1/2"xh 21 1/4" | 18,4 Kg 40.5 lbs |
| 151+200L | 8024648001726 | + | 200 | - | • | - | - | - | • | - | 25 | 48x35x28 cm | 18 7/8"x13 3/4"xh 11" | 5,6 Kg 12.3 lbs |
| 152T1000E | 8024648001399 | + | 1000 | • | - | • | - | - | • | - | 8 | 46x41x32 cm | 18 1/8"x16 1/8"xh 12 5/8" | 13,3 Kg 29.3 lbs |
| 151T200E | 8024648001733 | + | 200 | - | • | - | - | - | • | - | 30 | 48x35x28 cm | 18 7/8"x13 3/4"xh 11" | 9,6 Kg 21.2 lbs |



SPACERS 6 mm – 1/4"



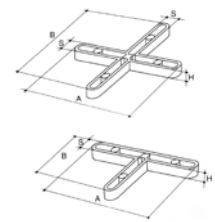
MADE IN ITALY

| 154+1000 | | 153+200 | |
|----------|------|---------|-------|
| S | A | B | H |
| 6mm | 50mm | 50mm | 7mm |
| 1/4" | 2" | 2" | 9/32" |

| 154+200 | | 153T200 | |
|---------|------|---------|-------|
| S | A | B | H |
| 6mm | 50mm | 28mm | 7mm |
| 1/4" | 2" | 1 7/64" | 9/32" |

| Part No. | Barcode | Type | Pieces | Box | Envelope | Upright | Arch | Down | Up | Box | Box | Box |
|----------|---------------|------|--------|-----|----------|---------|------|------|----|-----|-----|---------------|
| 154+1000 | 8024648001405 | + | 1000 | • | - | - | • | • | - | - | 12 | 62x42xh 54 cm |
| 153+200 | 8024648001740 | + | 200 | - | • | - | • | • | - | - | 25 | 48x46xh 28 cm |
| 154T1000 | 8024648001412 | + | 1000 | • | - | - | • | • | - | - | 8 | 46x41xh 32 cm |
| 153T200 | 8024648001757 | + | 200 | - | • | - | • | • | - | - | 30 | 48x35xh 28 cm |

SPACERS 5 mm – 3/16"



| 156+1000 | | 155+200 | |
|----------|------|---------|------|
| S | A | B | H |
| 5mm | 50mm | 50mm | 6mm |
| 3/16" | 2" | 2" | 1/4" |

| 156+1000L | | 155+200L | |
|-----------|---------|----------|-------|
| S | A | B | H |
| 5mm | 40mm | 40mm | 5mm |
| 3/16" | 1 9/16" | 1 9/16" | 3/16" |

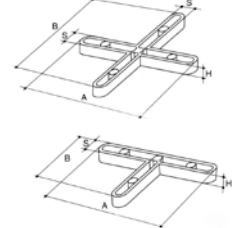
| 156R1000S | | 155R200 | |
|-----------|------|---------|-------|
| S | A | B | H |
| 5mm | 50mm | 50mm | 6mm |
| 3/16" | 2" | 2" | 9/32" |

| 156T1000 | | 155T200 | |
|----------|--------|---------|------|
| S | A | B | H |
| 5mm | 35mm | 28mm | 6mm |
| 3/16" | 1 3/8" | 1 7/64" | 1/4" |

| 156T1000E | | 155T200E | |
|-----------|--------|----------|------|
| S | A | B | H |
| 5mm | 35mm | 28mm | 6mm |
| 3/16" | 1 3/8" | 1 7/64" | 1/4" |

| Part No. | Barcode | Type | Pieces | Box | Envelope | Upright | Arch | Down | Up | Box | Box | Box |
|-----------|---------------|------|--------|-----|----------|---------|------|------|----|-----|-----|---------------|
| 156+1000 | 8024648001450 | + | 1000 | • | - | - | • | • | - | - | 12 | 62x42xh 54 cm |
| 155+200 | 8024648001795 | + | 200 | - | • | - | • | • | - | - | 25 | 48x46xh 28 cm |
| 156+1000L | 8024648001436 | + | 1000 | • | - | - | • | • | - | - | 16 | 62x42xh 45 cm |
| 155+200L | 8024648001771 | + | 200 | - | • | - | • | • | - | - | 25 | 48x35xh 28 cm |
| 156R1000S | 8024648008329 | + | 1000 | • | - | - | • | • | - | - | 10 | 62x42xh 45 cm |
| 155R200 | 8024648001764 | + | 200 | - | • | - | • | • | - | - | 20 | 48x46xh 28 cm |
| 156T1000 | 8024648001467 | + | 1000 | • | - | - | • | • | - | - | 8 | 46x41xh 32 cm |
| 155T200 | 8024648001801 | + | 200 | - | • | - | • | • | - | - | 30 | 48x35xh 28 cm |
| 156T1000E | 8024648001443 | + | 1000 | • | - | - | • | • | - | - | 16 | 46x41xh 32 cm |
| 155T200E | 8024648001788 | + | 200 | - | • | - | • | • | - | - | 40 | 32x32xh 28 cm |

SPACERS 4 mm – 5/32"



| 158+1000 | | 157+200 | |
|----------|----------|----------|-------|
| S | A | B | H |
| 4mm | 38mm | 38mm | 4mm |
| 5/32" | 1 31/64" | 1 31/64" | 5/32" |

| 158R1000 | | 157R200 | |
|----------|---------|---------|------|
| S | A | B | H |
| 4mm | 30mm | 30mm | 6mm |
| 5/32" | 1 3/16" | 1 3/16" | 1/4" |

| 158T1000 | | 157T200 | |
|----------|----------|---------|-------|
| S | A | B | H |
| 4mm | 38mm | 20mm | 4mm |
| 5/32" | 1 31/64" | 25/32" | 5/32" |

| Part No. | Barcode | Type | Pieces | Box | Envelope | Upright | Arch | Down | Up | Box | Box | Box |
|----------|---------------|------|--------|-----|----------|---------|------|------|----|-----|-----|---------------|
| 158+1000 | 8024648001481 | + | 1000 | • | - | - | • | • | - | - | 24 | 62x42xh 45 cm |
| 157+200 | 8024648001825 | + | 200 | - | • | - | • | • | - | - | 50 | 48x35xh 28 cm |
| 158R1000 | 8024648008435 | + | 1000 | • | - | - | • | • | - | - | 16 | 62x42xh 45 cm |
| 157R200 | 8024648001818 | + | 200 | - | • | - | • | • | - | - | 25 | 32x32xh 28 cm |
| 158T1000 | 8024648001498 | + | 1000 | • | - | - | • | • | - | - | 16 | 46x41xh 32 cm |
| 157T200 | 8024648001832 | + | 200 | - | • | - | • | • | - | - | 40 | 32x32xh 28 cm |

SPACERS, EXPANSION JOINTS AND PROFILES



SPACERS 3 mm - 1/8"

MADE IN ITALY



| 160+1000 | | 159+200 | |
|----------|----------|----------|-------|
| S | A | B | H |
| 3mm | 38mm | 38mm | 3,5mm |
| 1/8" | 1 31/64" | 1 31/64" | 9/64" |

| 160+1000E | | 159+200E | |
|-----------|---------|----------|------|
| S | A | B | H |
| 3mm | 28mm | 28mm | 3mm |
| 1/8" | 1 7/64" | 1 7/64" | 1/8" |

| 160+T1000 | | 159+T200 | |
|-----------|----------|----------|-------|
| S | A | B | H |
| 3mm | 38mm | 38mm | 8mm |
| 1/8" | 1 31/64" | 1 31/64" | 5/16" |

| 160R1000 | | 159R200 | |
|----------|----------|----------|-------|
| S | A | B | H |
| 3mm | 38mm | 38mm | 3,5mm |
| 1/8" | 1 31/64" | 1 31/64" | 9/64" |

| 160+1000A | | 159+200A | |
|-----------|----------|----------|-------|
| S | A | B | H |
| 3mm | 38mm | 38mm | 8mm |
| 1/8" | 1 31/64" | 1 31/64" | 5/16" |

| 160T1000 | | 159T200 | |
|----------|----------|---------|-------|
| S | A | B | H |
| 3mm | 38mm | 20mm | 3,5mm |
| 1/8" | 1 31/64" | 25/32" | 9/32" |

| Part No. | Barcode | Type | Pieces | | | | | | | | | |
|-----------|---------------|------|--------|---|---|---|---|---|---|---|----|-------------|
| 160+1000 | 8024648001528 | + | 1000 | • | - | • | - | - | • | - | 24 | 62x42x45 cm |
| 159+200 | 8024648001863 | + | 200 | - | • | • | - | - | • | - | 50 | 48x35x28 cm |
| 160+1000E | 8024648001542 | + | 1000 | • | - | • | - | - | • | - | 32 | 42x42x40 cm |
| 159+200E | 8024648001887 | + | 200 | - | • | • | - | - | • | - | 60 | 32x32x28 cm |
| 160+T1000 | 8024648008831 | + | 1000 | • | - | • | - | - | • | - | 16 | 62x42x45 cm |
| 159+T200 | 8024648008534 | + | 200 | - | • | • | - | - | • | - | 30 | 48x35x28 cm |
| 160R1000 | 8024648008572 | + | 1000 | • | - | • | - | - | • | • | 16 | 62x42x45 cm |
| 159R200 | 8024648001856 | + | 200 | - | • | • | - | - | • | • | 40 | 48x35x28 cm |
| 160+1000A | 8024648005960 | + | 1000 | - | • | • | - | - | • | • | 16 | 62x42x45 cm |
| 159+200A | 8024648005977 | + | 200 | - | • | • | - | - | • | • | 30 | 48x35x28 cm |
| 160T1000 | 8024648001535 | + | 1000 | • | - | • | - | - | • | - | 16 | 46x41x32 cm |
| 159T200 | 8024648001870 | + | 200 | - | • | • | - | - | • | - | 40 | 32x32x28 cm |

SPACERS 2 mm - 3/32"



| 133+1000 | | 132+200 | |
|----------|---------|---------|-------|
| S | A | B | H |
| 2mm | 28mm | 28mm | 2,8mm |
| 3/32" | 1 7/64" | 1 7/64" | 7/64" |

| 133+1000A | | 132+200A | |
|-----------|---------|----------|-------|
| S | A | B | H |
| 2mm | 28mm | 28mm | 7mm |
| 3/32" | 1 7/64" | 1 7/64" | 9/32" |

| 133R1000 | | 132R200 | |
|----------|---------|---------|-------|
| S | A | B | H |
| 2mm | 28mm | 28mm | 2,8mm |
| 3/32" | 1 7/64" | 1 7/64" | 7/64" |

| 133R1000A | | 132R200A | |
|-----------|---------|----------|-------|
| S | A | B | H |
| 2mm | 28mm | 28mm | 7mm |
| 3/32" | 1 7/64" | 1 7/64" | 9/32" |

| 133T1000 | | 132T200 | |
|----------|---------|---------|-------|
| S | A | B | H |
| 2mm | 28mm | 16mm | 2,8mm |
| 3/32" | 1 7/64" | 5/8" | 7/64" |



| 132T200AL | | 133T1000AL | |
|-----------|--------|------------|-------|
| S | A | B | H |
| 2mm | 38mm | 20mm | 7mm |
| 3/32" | 1 1/2" | 25/32" | 9/32" |

| 132T200ALR | | 133T1000ALR | |
|------------|--------|-------------|-------|
| S | A | B | H |
| 2mm | 38mm | 20mm | 7mm |
| 3/32" | 1 1/2" | 25/32" | 9/32" |

| Part No. | Barcode | Type | Pieces | | | | | | | | | |
|-------------|---------------|------|--------|---|---|---|---|---|---|---|----|-------------|
| 133+1000 | 8024648001566 | + | 1000 | • | - | - | • | - | • | - | 32 | 42x42x40 cm |
| 132+200 | 8024648001900 | + | 200 | - | • | • | - | - | • | - | 50 | 32x32x28 cm |
| 133+1000A | 8024648008749 | + | 1000 | - | • | • | - | - | • | - | 16 | 46x41x32 cm |
| 132+200A | 8024648004604 | + | 200 | - | • | • | - | - | • | - | 30 | 32x32x28 cm |
| 133R1000 | 8024648008671 | + | 1000 | • | - | - | • | - | • | • | 16 | 62x42x45 cm |
| 132R200 | 8024648001894 | + | 200 | - | • | • | - | - | • | • | 40 | 32x32x28 cm |
| 133R1000A | 8024648014030 | + | 1000 | • | - | - | • | - | • | • | 16 | 62x42x45 cm |
| 132R200A | 8024648015365 | + | 200 | - | • | • | - | - | • | • | 30 | 32x32x28 cm |
| 133T1000 | 8024648001573 | + | 1000 | • | - | - | • | - | • | - | 32 | 42x42x40 cm |
| 132T200 | 8024648001917 | + | 200 | - | • | • | - | - | • | - | 50 | 32x32x28 cm |
| 132T200A | 8024648004611 | + | 200 | - | • | • | - | - | • | - | 40 | 32x32x28 cm |
| 132T200AL | 8050532008816 | + | 200 | - | • | • | - | - | • | - | 30 | 32x32x28 cm |
| 133T1000AL | 8050532008823 | + | 1000 | - | • | • | - | - | • | - | 16 | 46x41x32 cm |
| 132T200ALR | 8050532008977 | + | 200 | - | • | • | - | - | • | - | 30 | 32x32x28 cm |
| 133T1000ALR | 8050532008984 | + | 1000 | • | - | - | • | - | • | - | 16 | 46x41x32 cm |

SPACERS 1,5 mm - 1/16"



| 131+1000 | | 131+200 | |
|----------|---------|---------|-------|
| S | A | B | H |
| 1,5mm | 33mm | 33mm | 5mm |
| 1/16" | 1 5/16" | 1 5/16" | 3/16" |



| Part No. | Barcode | Type | Pieces | | | | | | | | | |
|----------|---------------|------|--------|---|---|---|---|---|---|---|----|-------------|
| 131+1000 | 8024648060808 | + | 1000 | • | - | - | • | - | • | - | 16 | 62x42x45 cm |
| 131+200 | 8024648060815 | + | 200 | - | • | • | - | - | • | - | 30 | 46x41x32 cm |

SPACERS 1 mm - 1/32"



| 143+1000 | | 143+200 | |
|----------|---------|---------|------|
| S | A | B | H |
| 1mm | 28mm | 28mm | 3mm |
| 1/32" | 1 7/64" | 1 7/64" | 1/8" |

| 143T1000 | | 143T200 | |
|----------|---------|---------|-------|
| S | A | B | H |
| 1mm | 32mm | 16mm | 4mm |
| 1/32" | 1 3/16" | 5/8" | 5/32" |



| Part No. | Barcode | Type | Pieces | | | | | | | | | |
|----------|---------------|------|--------|---|---|---|---|---|---|---|----|-------------|
| 143+1000 | 8024648004581 | + | 1000 | • | - | - | • | - | • | - | 32 | 42x42x40 cm |
| 143+200 | 8024648004628 | + | 200 | - | • | • | - | - | • | - | 50 | 32x32x28 cm |
| 143T1000 | 8024648017796 | + | 1000 | • | - | - | • | - | • | - | 32 | 42x42x40 cm |
| 143T200 | 8024648017802 | + | 200 | - | • | • | - | - | • | - | 50 | 32x32x28 cm |





| 163P1000 | | 162P200 | |
|----------|-----------------|----------------|-------------|
| S | A | B | H |
| - | 28mm 1 7/64" | 10mm 13/32" | 6mm 1/4" |



| 163G1000 | | 162G200 | |
|----------|-----------------|---------------|--------------|
| S | A | B | H |
| - | 40mm 1 9/16" | 9mm 11/32" | 8mm 5/16" |



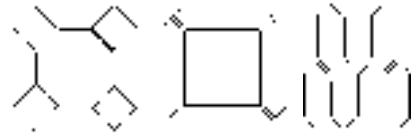
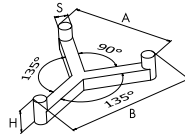
MADE IN ITALY

| Part No. | Barcode | Type | Pieces | Box | Box | Box | Box | Box | Box | Box | Box | Box | Box | Box | Box | Box |
|----------|---------------|------|--------|-----|-----|-----|-----|-----|-----|-----|-----|-------------|---------------------------|---------|----------|-----|
| 163P1000 | 8024648001627 | ▶ | 1000 | • | - | - | • | - | • | - | 32 | 42x42x40 cm | 16 1/2"x16 1/2"xh 15 3/4" | 18,2 Kg | 40.1 lbs | |
| 162P200 | 8024648001962 | ▶ | 200 | - | • | - | • | - | • | - | 50 | 32x32x28 cm | 12 9/16"x12 9/16"xh 11" | 5,4 Kg | 11.9 lbs | |
| 163G1000 | 8024648001610 | ▶ | 1000 | - | • | - | • | - | • | - | 18 | 62x42x45 cm | 24 3/8"x16 1/2"xh 17 3/4" | 20,5 Kg | 45.1 lbs | |
| 162G200 | 8024648001955 | ▶ | 200 | - | • | - | • | - | • | - | 25 | 32x32x28 cm | 12 9/16"x12 9/16"xh 11" | 4,2 Kg | 9.3 lbs | |

SPACERS FOR OCTAGONAL TILES, "CASSETTONATO" AND LOZENGE (3 mm - 1/8")



| 161Y200 | | | |
|-------------|-----------------|-----------------|-------------|
| S | A | B | H |
| 3mm 1/8" | 22mm 5/7/64" | 28mm 1 7/64" | 6mm 1/4" |

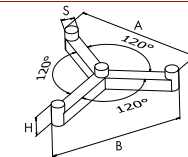


| Part No. | Barcode | Type | Pieces | Box | Box | Box | Box | Box | Box | Box | Box | Box | Box | Box | Box | Box |
|----------|---------------|------|--------|-----|-----|-----|-----|-----|-----|-----|-----|-------------|-------------------------|--------|---------|-----|
| 161Y200 | 8024648001924 | Y | 200 | - | • | - | • | - | • | - | 40 | 32x32x28 cm | 12 9/16"x12 9/16"xh 11" | 3,6 Kg | 7.9 lbs | |

SPACERS FOR HEXAGONAL TILES (3 mm - 1/8")



| 161E200 | | | |
|-------------|------------------|-----------------|--------------|
| S | A | B | H |
| 3mm 1/8" | 34mm 1 11/32" | 30mm 1 3/16" | 5mm 6/16" |


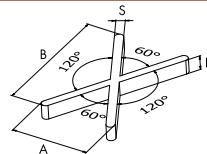


| Part No. | Barcode | Type | Pieces | Box | Box | Box | Box | Box | Box | Box | Box | Box | Box | Box | Box | Box |
|----------|---------------|------|--------|-----|-----|-----|-----|-----|-----|-----|-----|-------------|-------------------------|--------|---------|-----|
| 161E200 | 8024648001931 | Y | 200 | - | • | - | • | - | • | - | 40 | 32x32x28 cm | 12 9/16"x12 9/16"xh 11" | 4,4 Kg | 9.7 lbs | |

SPACERS FOR SPECIAL FORMATS - RHOMBUS - (2 mm - 3/32")



| 161R200 | | | |
|--------------|----------------|----------------|----------------|
| S | A | B | H |
| 2mm 3/32" | 20mm 25/32" | 32mm 1 1/4" | 3,5mm 9/64" |

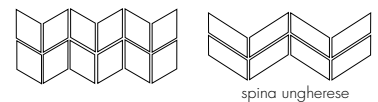
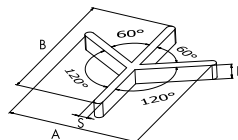


| Part No. | Barcode | Type | Pieces | Box | Box | Box | Box | Box | Box | Box | Box | Box | Box | Box | Box | Box |
|----------|---------------|------|--------|-----|-----|-----|-----|-----|-----|-----|-----|-------------|-------------------------|--------|---------|-----|
| 161R200 | 8050532004184 | X | 200 | - | • | - | • | - | • | - | 40 | 32x32x28 cm | 12 9/16"x12 9/16"xh 11" | 3,7 Kg | 8.1 lbs | |

SPACERS FOR SPECIAL FORMATS - RHOMBUS - (2 mm - 3/32")



| 161Y200G4 | | | |
|--------------|-----------------|----------------|----------------|
| S | A | B | H |
| 2mm 3/32" | 30mm 1 3/16" | 34mm 1 1/3" | 3,5mm 9/64" |

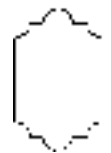


| Part No. | Barcode | Type | Pieces | Box | Box | Box | Box | Box | Box | Box | Box | Box | Box | Box | Box | Box |
|-----------|---------------|------|--------|-----|-----|-----|-----|-----|-----|-----|-----|-------------|-------------------------|--------|---------|-----|
| 161Y200G4 | 8050532007093 | Y | 200 | - | • | - | • | - | • | - | 40 | 32x32x28 cm | 12 9/16"x12 9/16"xh 11" | 3,6 Kg | 7.9 lbs | |

SPACERS FOR PROVINCIAL - "PROVENZALE" (3 mm - 1/8")



| 161P200 | | | |
|-------------|---|---|-------------|
| S | A | B | H |
| 3mm 1/8" | - | - | 6mm 1/4" |



| Part No. | Barcode | Type | Pieces | Box | Box | Box | Box | Box | Box | Box | Box | Box | Box | Box | Box | Box |
|----------|---------------|------|--------|-----|-----|-----|-----|-----|-----|-----|-----|-------------|-------------------------|--------|---------|-----|
| 161P200 | 8024648001948 | T | 200 | - | • | - | • | - | • | - | 40 | 32x32x28 cm | 12 9/16"x12 9/16"xh 11" | 4,4 Kg | 9.7 lbs | |

FLOATING FLOORS SUPPORTS



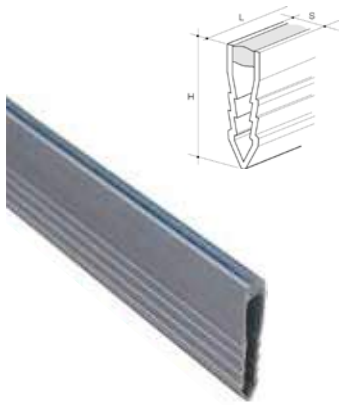
| 312P300 | | |
|---------------|------------------|---------------|
| S | O | H |
| 4mm 19/64" | 150mm 5 9/16" | 6mm 11/16" |

| Part No. | Barcode | Type | Pieces | Box | Box | Box | Box | Box | Box | Box | Box | Box | Box | Box | Box | Box |
|----------|---------------|------|--------|-----|-----|-----|-----|-----|-----|-----|-----|-------------|----------------------------|---------|----------|-----|
| 312P300 | 8024648009845 | ⊙ | - | - | - | - | - | - | - | - | 300 | 65x45x45 cm | 25 9/16"x17 3/4"xh 17 3/4" | 27,4 Kg | 60.4 lbs | |

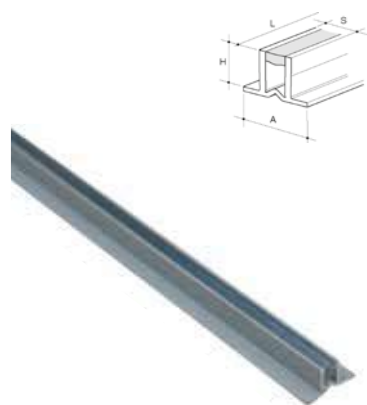


EXPANSION JOINTS AND PROFILES

MADE IN ITALY



401



400



404/405/406

PACKAGE



CARTON BOX

EXPANSION JOINTS FOR THIN-SET ADHESIVE

| Part No. | Barcode | Carton Qty | Description | COLOR | | S | H | Profile | Total Qty | Carton Dimensions | Weight |
|------------|---------------|------------|---------------|------------|------------|---------------|-----------------|---------------------|---------------|---------------------------------------|---------------------|
| | | | | External | Internal | | | | | | |
| 400 7X8G | 8024648001993 | 40 | Raiflex joint | grey | clear | 8 mm 5/16" | 7 mm 9/32" | 250 cm 8' 2 1/2" | 100 m 328' | 254x12xh 9 cm 100"x4 3/4"xh 3 1/2" | 8,3 Kg 18.3 lbs |
| 400 9X8G | 8024648002006 | 40 | Raiflex joint | grey | clear | 8 mm 5/16" | 9 mm 23/64" | 250 cm 8' 2 1/2" | 100 m 328' | 254x12xh 9 cm 100"x4 3/4"xh 3 1/2" | 11,5 Kg 25.3 lbs |
| 400 11X8G | 8024648002013 | 40 | Raiflex joint | grey | clear | 8 mm 5/16" | 11 mm 7/16" | 250 cm 8' 2 1/2" | 100 m 328' | 254x12xh 9 cm 100"x4 3/4"xh 3 1/2" | 14,7 Kg 32.4 lbs |
| 400 13X8G | 8024648002020 | 40 | Raiflex joint | grey | clear | 8 mm 5/16" | 13 mm 33/64" | 250 cm 8' 2 1/2" | 100 m 328' | 254x12xh 9 cm 100"x4 3/4"xh 3 1/2" | 17,9 Kg 39.4 lbs |
| 400 15X8G | 8024648002037 | 40 | Raiflex joint | grey | clear | 8 mm 5/16" | 15 mm 19/32" | 250 cm 8' 2 1/2" | 100 m 328' | 254x12xh 9 cm 100"x4 3/4"xh 3 1/2" | 21,1 Kg 6.5 lbs |
| 400 20X8GG | 8024648095732 | 40 | Raiflex joint | light grey | light grey | 8 mm 5/16" | 19 mm 3/4" | 250 cm 8' 2 1/2" | 100 m 328' | 254x16xh 9 cm 100"x6 1/4"xh 3 1/2" | 16 Kg 35.3 lbs |

EXPANSION JOINTS FOR MORTAR / MUD


| Part No. | Barcode | Carton Qty | Description | COLOR | | S | H | Profile | Total Qty | Carton Dimensions | Weight |
|-----------|---------------|------------|---------------|----------|----------|---------------|-----------------|---------------------|---------------|---------------------------------------|---------------------|
| | | | | External | Internal | | | | | | |
| 401 23X8G | 8024648002112 | 40 | Raiflex joint | grey | clear | 8 mm 5/16" | 25 mm 31/32" | 250 cm 8' 2 1/2" | 100 m 328' | 254x12xh 9 cm 100"x4 3/4"xh 3 1/2" | 12,9 Kg 28.4 lbs |
| 401 35X8G | 8024648002105 | 40 | Raiflex joint | grey | clear | 8 mm 5/16" | 35 mm 1 3/8" | 250 cm 8' 2 1/2" | 100 m 328' | 254x16xh 9 cm 100"x6 1/4"xh 3 1/2" | 22,5 Kg 49.6 lbs |

PVC TRANSITION PROFILES

| Part No. | Barcode | Carton Qty | Description | COLOR | H | Profile | Total Qty | Carton Dimensions | Weight |
|------------|---------------|------------|-------------|-------|--------|---------|-------------|-----------------------|----------|
| 404TRIM6B | 8024648002303 | 100 | Jolly PVC | white | 6 mm | 250 cm | 250 m | 254x13xh 9 cm | 13,3 Kg |
| 404TRIM6G | 8024648002310 | 100 | Jolly PVC | grey | 15/64" | 250 cm | 820' 2 1/2" | 100"x5 1/16"xh 3 1/2" | 29,3 lbs |
| 405TRIM8B | 8024648002334 | 80 | Jolly PVC | white | 8 mm | 250 cm | 200 m | 254x13xh 9 cm | 13,9 Kg |
| 405TRIM8G | 8024648002341 | 80 | Jolly PVC | grey | 5/16" | 250 cm | 656' 2" | 100"x5 1/16"xh 3 1/2" | 30,6 lbs |
| 406TRIM10B | 8024648002365 | 50 | Jolly PVC | white | 10 mm | 250 cm | 125 m | 254x13xh 9 cm | 10,8 Kg |
| 406TRIM10G | 8024648002372 | 50 | Jolly PVC | grey | 13/32" | 250 cm | 410' 1 1/4" | 100"x5 1/16"xh 3 1/2" | 23,8 lbs |

SPACERS, EXPANSION JOINTS AND PROFILES

TOOLS FOR LARGE FORMAT TILES



CUTTING SYSTEM

| | |
|--|----|
| RAIZOR: CUTTING GUIDES..... | S2 |
| ACCESSORIES AND SPARE PARTS FOR RAIZOR..... | S3 |
| POWER RAIZOR: MULTI-ANGLE CUTTING UNIT..... | S4 |
| BC45: DEVICE TO PERFORM 45° MITER CUT ("JOLLY")..... | S5 |
| ACCESSORIES FOR POWER RAIZOR AND BC45..... | S6 |

MODULAR WORKING BENCHES

| | |
|--|-----|
| BM180 ^{PLUS} : ADJUSTABLE WIDTH (100-150 cm) MODULAR BENCH..... | S7 |
| BM180 ^{MkII} : MODULAR WORKING BENCH..... | S8 |
| EXTENSION FOR WORKING BENCHES..... | S9 |
| TILE-SUPPORT CYLINDERS..... | S10 |
| SIDE PROFILES FOR SCORING AND CUT..... | S10 |
| OTHER ACCESSORIES FOR WORKING BENCHES..... | S11 |

HANDLING SYSTEMS

| | |
|--|-----|
| EASY-MOVE ^{MkIV} RV175 SUCTION CUPS (VACUUM W/GAUGE)..... | S12 |
| EASY-MOVE ^{MkIV} WITH DOUBLE SUCTION CUPS..... | S13 |
| ACCESSORIES AND SPARE PARTS FOR EASY-MOVE ^{MkIV} | S14 |
| CORNER PROTECTOR FOR TILES/SLABS..... | S15 |

MODULAR TROLLEY

| | |
|-------------------------------|-----|
| CAM ADV: MODULAR TROLLEY..... | S16 |
|-------------------------------|-----|

TILES BEATING

| | |
|---------------------------------------|-----|
| VOLPINO: COMPACT VIBRATOR..... | S17 |
| RUBBER ANTI-BOUNCING TILE BEATER..... | S17 |

OTHER ACCESSORIES

| | |
|--|-----|
| CLOSER: DEVICE TO ACCOST TILES/SLABS..... | S18 |
| LAMELLAR GRINDING DISCS FOR SHAPING..... | S18 |
| DIAMOND PADS FOR EDGE FOR ANGLE GRINDER..... | S18 |

DEVICE TO PERFORM CIRCULAR CUTS,

HALF-BULLNOSE AND 45° FINISHING

| | |
|--|-----|
| MOTOKOMPASS: DEVICE TO PERFORM CIRCULAR CUTS, HALF-BULLNOSE AND 45° FINISHING..... | S19 |
| KOMPASS: DEVICE TO PERFORM CIRCULAR CUTS..... | S20 |

DEVIVE FOR CREATING STEPS AND COUNTERTOPS

| | |
|---|-----|
| TIP TOP : FACE-UP MITER-CLAMPING-DEVICE FOR STAIRS AND COUNTERTOPS OF ANY LENGTH..... | S21 |
| 90° GLUING KIT..... | S22 |

The widest range of equipment ideal for the most innovative ceramic tiles slabs. Thanks to cutting rail RAIZOR it is possible to perform a perfect cut on slabs up to 447cm long. Furthermore, with the units POWER RAIZOR and BC45, any type of cut can be performed. Both POWER RAIZOR and BC45 allow to perform 45° cuts with blade or wheel. POWER RAIZOR allow to cut straight at 90°, as well as 180° to perform both incision on the side of the slab (slot) and to make a half-bullnose shape. POWER RAIZOR and BC45 allow to contain the dust during cutting with a dedicated accessory that does involve water. The EASY-MOVE ^{MkIV} frame is the ideal handling solution suitable for any slab surface: from glossy to textured.

The modular CAM ADV cart is the perfect solution to transport any slab, extremely useful to back-butter slabs with thinset adhesive. The BM180 ^{MkII} and BM180 ^{PLUS}

modular benches provide an optimum working table for slabs of any size and at the same time are easily transportable. Of particular importance, the PLUS version allows to widen the bench width from 100 to 150 cm without the need of additional extensions. To get our range ever wider, specific equipment to install slabs have been developed: the VOLPINO vibrator and our rubber tile beater are extremely useful to help any air pocket to escape from underneath the slab and prevent potential cracking, the CLOSER device to bring slab near to each other after being layed down on thinset mortar, the KOMPASS and MOTOKOMPASS to perform circular score and finishing, a wide range of diamond pads to finish edges after cut. Last but not least two devices for 90° gluing to make tops and steps on slabs of any length.



RAIZOR – CUTTING SYSTEM FOR LARGE FORMAT TILES



MADE IN ITALY

ANTIOSE
ANTIMACCHIA
STAIN FREE
SUCTION CUPS



NEW



433CRR



169TB RAI

NEW

PACKAGE



- Cutting system for large format tiles up to 332 cm - 10.9 ft. (447 cm - 14.7 ft. with optional extension), lightweight (9 Kg - 19.8 lbs) and easy to transport.
- RAIZOR is composed by:
 - two connectable guides with cutting length of 160 cm (5.2 ft.) each (332 cm - 10.9 ft. when combined);
 - die-cast cutting unit provided with wolfram carbide wheel Ø 16 mm (5/8") and pin (pin rotates on bearings);
 - cutting-off pliers for tiles/slabs with thickness from 3 to 12 mm (1/8" - 1/2");
 - everything packed in a padded bag with shoulder-straps and provided with inside modular compartments and pocket.
- The resistant padded bag protects the product and allow to carry it easily. It has adjustable compartments and inside pocket for placing personal belongings or work tools.
- Guides are made of sturdy aluminum extruded profiles, each one with 3 stain-free suction cups Ø 88 mm (3 1/2") - 6 suction cups in total.
- The suction cups, extremely useful while measuring the size of the cut to be made, prevent the cutting guide to move during the scoring, ensuring the maximum precision. Also, they prevent the cutting guide to overturn, no matter how much pressure is applied during the scoring: this allows to effectively score even high thickness tiles.
- The suction cups' handles perform a 180° movement in order not to interfere with the cutting unit.
- The cutting unit is made of die cast aluminum and runs onto the guide thanks to 3 polyoxymethylene (wearing-resistant material) wheels; each equipped with two internal bearings. It is provided with fine adjustment systems (factory-calibrated) allowing the perfect coupling of the cutting unit with the guide. This allows both to eliminates any kind of play and to perfectly align the wolfram-carbide cutting-wheel to the guide resulting in maximum efficacy, precision and quality of cut.
- To cut tiles thicker than 12 mm (1/2") use the pliers 169TMO1AN (accessory). Made of sturdy galvanized steel they are provided with knob to apply progressive and precise pressure exactly on the scoring line.
- The accessory extension (art. 433CRP100) offering a cutting length of 103 cm (3.4 ft.) if used alone, allows the RAIZOR system to reach a maximum length of cut of 447 cm (14.7 ft.) or 275 cm (9 ft.) by using only one profile/guide plus the extension.
- Add the cutting unit POWER-RAIZOR (accessory) to perform cuts (45°/90°/180°) with diamond disc.
- Supplied with SNAP cutting-off pliers for 3-12 mm (1/8"-1/2") thickness tiles.

SPECIFICATIONS AND VERSIONS

| Part No. | | Description | length of cut | bag size | | | |
|----------|---------------|--|----------------------|---|-----------------------|---|-----------------------|
| 433CR R | 8050532001312 | 1 RAIZOR - complete cutting system for cutting up to 332 cm (10.9 ft): • two connectable guides with cutting length of 160 cm (5.2 ft.) each; • die-cast cutting unit provided w/wolfram carbide wheel Ø 16 mm (5/8") and pin (pin rotates on bearings); • cutting-off pliers for tiles/slabs with thickness from 3 to 12 mm (1/8" - 1/2"); • padded bag with shoulder-straps and provided with inside modular compartments and pocket. | 332 cm - 10.9' | 180x25x h 16 cm - 71"x10"x h 6 3/8" | 9 Kg - 19.8 lbs | 186x27x h 18 cm - 73"x10 1/2"x h 7" | 9,5 Kg - 21 lbs |



TOOLS FOR LARGE FORMAT TILES



433CRP100



169TB RAI



169TMO1AN



169TRO1A

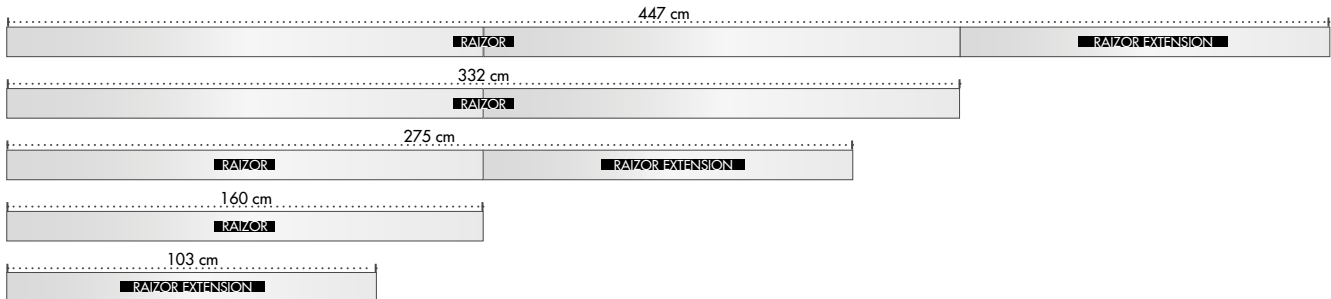


EXTENSION FOR RAZOR

- Extruded aluminum extension for RAIZOR equipped with 2 stain-free-rubber suction cups Ø 88 mm (3 1/2") and connecting system. By combining the extension to both RAIZOR's guides or just one of them, the system offers the maximum flexibility in terms of length of cut (maximum 447 cm - 14.7 ft.). The extension can also be used alone (length of cut: 103 cm - 3.4 ft.). It fits in its specific compartment in RAIZOR's bag.

| Part No. | Barcode | Quantity | Description | Length of cut | Weight | Dimensions |
|-----------|---------------|----------|--|------------------|------------------|------------------------------------|
| 433CRP100 | 8050532003019 | 1 | 115 cm (3.8 ft.) extension for RAIZOR with 2 stain-free suction cups | 103 cm - 40 1/2" | 2,5 Kg 5.5 lbs | 127x18x h 12 cm 50"x7"x h 4 3/4" |

ACHIEVABLE CUTTING LENGTHS ACCORDING TO THE VARIOUS POSSIBLE COMBINATIONS OF RAZOR + EXTENSION



CUTTING-OFF PLIERS AND SPARE PARTS

SNAP: CUTTING-OFF PLIER FOR 3-12 mm (1/8"-1/2") THICKNESS TILES

- Cutting-off plier for tiles and slabs with a thickness from 3 to 12 mm (art. 169TB RAI).
- Body with ergonomic grip entirely made of die-cast aluminum.
- The progressive pressure applied via the special knob allows to perform the snap (in correspondence of the scoring/marking performed on the slab) with precision and extreme efficacy, while ensuring the maximum delicacy on the surface of the slab.
- Width-adjustable rubber feet maximize the load applied depending on the width of the tile.
- Compact and light (it easily fits into RAIZOR carry bag).

CUTTING-OFF PLIER FOR 6-20mm (1/4"-3/4") THICKNESS TILES

- Cutting-off pliers for tiles/slabs thicker than 6 mm - 1/4" (art. 169TMO1AN).
- Made of sturdy galvanized steel.
- Provided with knob to apply progressive and precise pressure exactly on the scoring line.
- Dual position rotating presser and breaker allows to use the plier at begin/end of cut or along the strip (longitudinal/parallel to the incision/scoring).
- Width-adjustable rubber feet to fit for different widths of cut maximizes the leverage effect when applying pressure.
- Made in Italy

PLIERS AND SPARE PARTS FOR RAZOR

| Part No. | Barcode | Quantity | Description | Weight |
|-----------|---------------|----------|---|------------------|
| 169TB RAI | 8050532008595 | 1 | Cutting-off plier for 3-12mm (1/8"-1/2") thickness tiles (spare part) | 390 gr 13.7 oz |
| 169TMO1AN | 8024648067470 | 1 | Cutting-off plier for 6-20mm (1/4"-1/2") thickness tiles | 1,5 Kg 3.3 lbs |
| 169TRO1A | 8024648078063 | 1 | Cutting-off plier for tile/slab with max thickness of 6 mm (1/4") | 330 gr 11.6 oz |
| 135D16A | 8024648073419 | 1 | Wheel Ø 16 mm (5/8") with pin | 10 gr 0.35 oz |



POWER RAIZOR - MULTI-ANGLE CUTTING UNIT

MADE IN ITALY



YouTube
channel:
raimondispa



433PWROH
Angle grinder not included



179CCT125



179FLEX45SERF

NEW



179FLEX45SE

NEW



179FLEX006SE

179FLEX010SE

179FLEX012SE

PACKAGE




- Multi-angle cutting unit to be used in combination to the RAIZOR cutting guide.
- It performs cuts with the following angles: 45° ("jolly", miter cut), 90° (standard/vertical cut), 180° (lateral incision - kerf/ slots along the side of the tile/slab, and/or side shaping - 1/2 bullnose).
- In addition to those positions, it also cuts at the following intermediate angles: 30°/47°/70°.
- Tilting movement (plunge cut) to adjust the depth of cut, to perform square and rectangular holes and to make cuts in multiple passes.
- Angle grinder not included.
- Suitable with the most popular brands and models of angle grinders.
- Available in 2 different versions to suit the following angle grinder arbor sizes: M14 (metric) or 5/8"-11 (imperial).
- Dry use (standard version) or wet use (to perform wet cut in combination with Kit for wet cut and

- dust suppression - Art. 433PWW A, Power Raazor must be equipped with cordless/battery operated angle grinder or corded model having rating IP54* or any higher).
- Includes connecting port for connection either to dust extractor or to Kit for wet cut and dust suppression (Art.433PWW A).
- Cutting depth (thickness): 20 mm (0.78") at 90°, 16 mm (0.63") at 45° and 180°.
- It comes supplied with Ø 125 mm (5") turbo blade, use and maintenance manual.

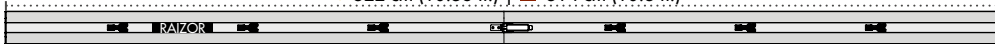
*Safety Regulations may vary from Country to Country. Therefore, it is strongly recommended to refer & comply to the legislation in force on the Country where the products is being used.

ACHIEVABLE CUTTING LENGTHS ACCORDING TO THE VARIOUS POSSIBLE COMBINATIONS OF POWER-RAIZOR AND RAIZOR + ITS EXTENSION


▼ 437 cm (14.34 ft.) | ■ 429 cm (14.07 ft.)



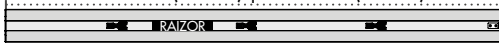
▼ 322 cm (10.56 ft.) | ■ 314 cm (10.3 ft.)



▼ 265 cm (8.69 ft.) | ■ 257 cm (8.43 ft.)



▼ 150 cm (4.92 ft.) | ■ 142 cm (4.66 ft.)



▼ 93 cm (3.05 ft.) | ■ 85 cm (2.79 ft.)



▼ plunge cut
■ no plunge cut

SPECIFICATIONS AND VERSIONS

| Part No. | Box | Barcode | Description | Arbor | Disc | Angle | Extension 1 | Extension 2 | Extension 3 | Weight | Dimensions | Weight |
|-------------|-----|---------------|------------------------------------|---------|------|-------|-------------|-------------|-------------|--------|---------------------------|----------|
| 433PWROHEUD | 1 | 8050532012233 | POWER RAIZOR without angle grinder | M14 | • | - | 20 mm | 16 mm | 16 mm | 4,1 Kg | 39x39x h14 cm | 4,7 Kg |
| 433PWROHUSD | 1 | 8050532012240 | POWER RAIZOR without angle grinder | 5/8"-11 | • | - | 0.79" | 0.63" | 0.63" | 9 lbs | 15 3/8"x15 3/8"x h 5 1/2" | 10.3 lbs |

DIAMOND BLADES AND WHEELS

| Part No. | Box | Barcode | Description | Profile | Ø | Thickness | Segment | Segment | Water | Sun |
|---------------|-----|---------------|---|---------|--------|-----------|---------|---------|-------|-----|
| 179CCT125 | 1 | 8024648075703 | Turbo diamond disc Ø 125 mm - 5" (f 22,2 mm) - included | - | 125 mm | 5" | - | - | • | • |
| 179FLEX006SE | 1 | 8024648094834 | Shaping wheel for 1/2 bullnose | | 120 mm | 4 3/4" | 6 mm | 1/4" | • | • |
| 179FLEX010SE | 1 | 8024648087171 | Shaping wheel for 1/2 bullnose | | 120 mm | 4 3/4" | 10 mm | 3/8" | • | • |
| 179FLEX012SE | 1 | 8050532010970 | Shaping wheel for 1/2 bullnose | | 120 mm | 4 3/4" | 12 mm | 1/2" | • | • |
| 179FLEX45SE | 1 | 8050532010987 | Shaping wheel for 45° profile (jolly) | | 120 mm | 4 3/4" | - | - | • | • |
| 179FLEX45SERF | 1 | 8050532011267 | Finishing wheel for 45° profile (jolly) | | 120 mm | 4 3/4" | - | - | • | • |



TOOLS FOR LARGE FORMAT TILES

MADE IN ITALY



433BCOH
Angle grinder not included



179CCT125



179CCL115

PACKAGE
CARTON BOX

- Device to perform 45° miter cut high quality finishing ("jolly") directly on construction site (actual miter angle: 47°).
- It works leaning and sliding on the edge of the tile (or slab): this guarantees a fast and precise work execution and allows to work without any limit on length.
- The anti-scratch plastic slides ensure optimal smoothness on the slab/tile.
- Maximum slab/tile thickness: 16 mm (0.63") with Ø115 mm (4 1/2") blade; 20 mm (0.79") with Ø125 mm (5") blade.
- The two handles are designed to easily allow the necessary pressure during the entire length of the miter cut (entrance, slab side, exit) to guarantee both optimal results and maximum ergonomics.
- Cutting depth adjustment: by adjusting the dedicated knobs, it is possible to determine the amount of material to be removed (farther or closer to tile glaze). Once the adjustment is set, it stays for


- any tiles/slabs thicknesses.
- Blade tilt adjustment: by acting onto dedicated screw, blade can be tilted to prevent its rear chipping the edge of tiles/slabs.
- Suitable with almost all angle grinders with power between 600-1100W.
- Available for grinders with M14 arbor attachment (art. 433BCOH EU) and for angle grinders with 5/8" - 11 arbor attachment (art. 433BCOH US).
- It can be either used dry (with a dust extractor) or with water (with kit for wet cut art.433PWW A).
- It comes supplied with: Ø 115 (4 1/2") "Cross-Turbo" blade, use and maintenance manual.

SPECIFICATIONS AND VERSIONS

| Part No. | Box | Barcode | Description | Arbor | Blade | Grinder | Disc | Disc | Weight | Dimensions | Weight |
|------------|-----|---------------|---|---------|-------|---------|-----------------------------------|-----------------------------------|--------------------|---------------------------|-------------------|
| 433BCOH EU | 1 | 8050532012134 | BC45 - Device to perform 45° miter cut high quality finishing ("Jolly") | M14 | • | — | Disc Ø 115 mm 16 mm - 0.63" | Disc Ø 125 mm 20 mm - 0.79" | 3,9 Kg 85.9 lbs | 31x27x h 13 cm | 4,3 Kg 9.5 lbs |
| 433BCOH US | 1 | 8050532012141 | | 5/8"-11 | • | — | 16 mm - 0.63" | 20 mm - 0.79" | 3,9 Kg 85.9 lbs | 12 1/4"x10 5/8"x h 5 1/8" | 4,3 Kg 9.5 lbs |

DIAMOND BLADES

| Part No. | Box | Barcode | Description | Ø | Water | Sun |
|-----------|-----|---------------|--|--------|--------|-----|
| 179CCL115 | 1 | 8050532012110 | Diamond disc "Cross" (f 22,2 mm) - included | 115 mm | 4 1/2" | • • |
| 179CCT125 | 1 | 8024648075703 | Turbo diamond disc Ø 125 mm - 5" (f 22,2 mm) | 125 mm | 5" | • • |



TOOLS FOR LARGE FORMAT TILES

ACCESSORIES FOR POWER RAIZOR AND BC45



PACKAGE

 CARTON BOX







KIT FOR WET CUT AND DUST SUPPRESSION

- Wet cooling device to be used in combination with POWER RAIZOR and BC45.
- Blade cooling with water grants:
 - 1) Complete suppression of dust.
 - 2) Better cut finishing.
 - 3) Quicker cut.
- Both adjustments onto top and onto spraying nozzle allow a perfect cooling with a minimal amount of water.

- To be used only in combination with cordless (battery operated) angle grinders and/or corded models having rating IP 54* or any higher.
- It can be used with any cutting position/angle (45°/90°/180°).
- Carrytank capacity of 8 litres (1,75 gal) with relief valve.

*Safety Regulations may vary from Country to Country. Therefore, it is strongly recommended to refer & comply to the legislation in force on the Country where the products is being used.

SPECIFICATIONS AND VERSIONS





| Part No. |  |  | Description | POWER RAIZOR | BC45 | USE |  |  |  | |
|-----------------|---|---|--|--------------|------|--|---|---|---|---------------------------------|
| 433PWV A | 1 | 8050532004573 | Kit for wet cut and dust suppression for POWER RAIZOR and BC45 | • | • |  | 8 lt | 1,75 gal | 2,4 Kg 5,3 lbs | 58x30x h25 cm 23"x12"x h 10" |

DUST CONTAINMENT DEVICE

- Dust containment device to be used in combination with POWER RAIZOR cutting unit.
- Used in combination with a proper aspirator, it allows to radically reduce the amount of dust on the environment while dry cut is performed.
- The device can be used onto POWER RAIZOR equipped with any kind of angle grinder.

- Adjustable according with slab thickness.
- Can be used for 45° miter cut and 90° straight cut.

SPECIFICATIONS AND VERSIONS

| Part No. |  |  | Description | POWER RAIZOR | BC45 | USE |  |  |
|------------------|---|---|-----------------------------|--------------|------|-------------------------|---|---|
| 433PWZP A | 1 | 8050532004412 | Dust containment device for | • | — | Any angle grinder model | 0,5 Kg 1.1 lbs | 27x15x h10 cm 10 5/8"x6"x h 4" |



TOOLS FOR LARGE FORMAT TILES

BM180PLUS - ADJUSTABLE WIDTH (100-150 cm / 3.3'- 5') TABLE FOR LARGE FORMAT TILES



MADE IN ITALY



PACKAGE



"BM180 PLUS" with folding legs/transport position



394MA PLUS

2 "BM180 PLUS" combined



Worktop dim: 360x100 cm

2 "BM180 PLUS" combined



Worktop dim: 360x150 cm

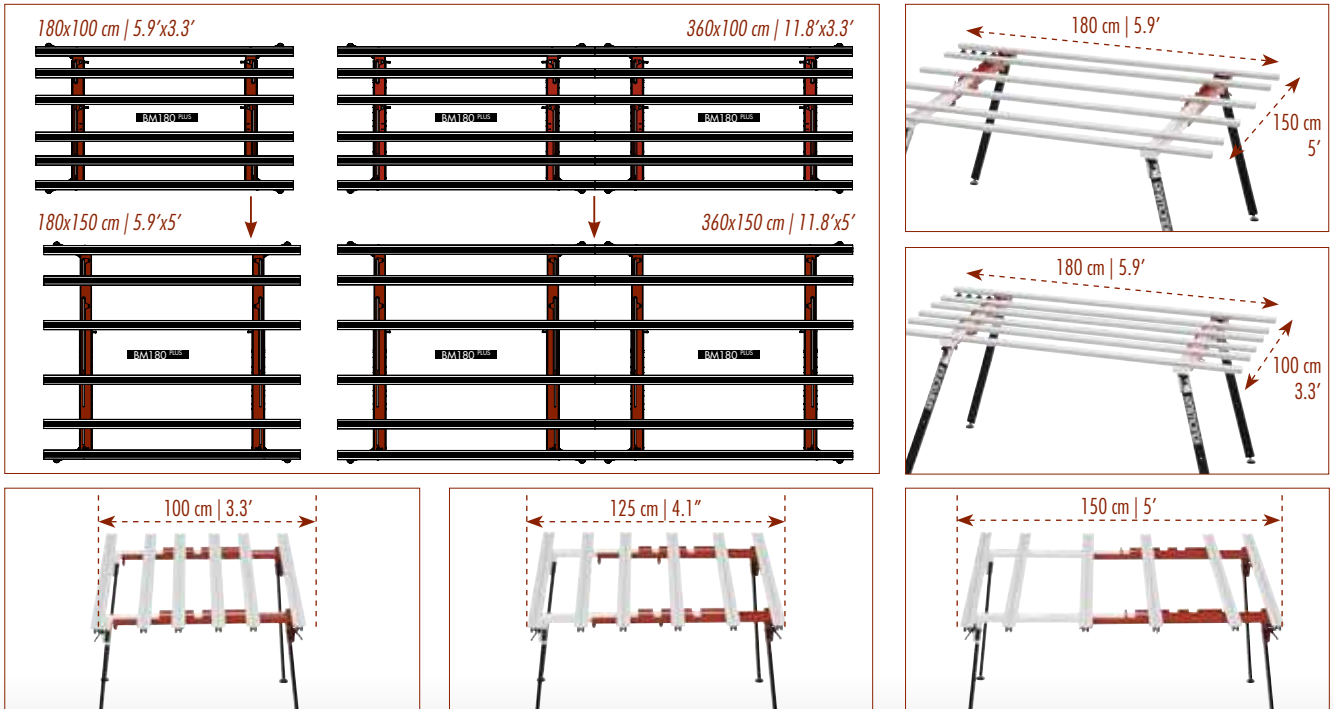
- BM 180 PLUS is a variable width table designed to be the perfect workstation for large format tiles up to 160 cm (5.3') and to be easy to transport.
- With few simple movements, the width of the worktop can vary from a minimum of 100 cm (3.3') to a maximum of 150 cm (5') with intermediate steps.
- In order to obtain an optimal worktop for any chosen width, the aluminum profiles are easily movable.
- When changing the width of the table the legs move as well, therefore they always maintain the optimal position to guarantee the maximum stability and strength of the bench at any chosen width.
- The length of the top is 180 cm (5.9'). Connect two tables together to obtain a worktop of 360 cm (11.8') in length (and variable with from 100 to 150 cm – 3.3' to 5'). This feature makes the BM180 PLUS the perfect workstation for slabs of any size.
- When in minimum width position, the bench is compact and easy to transport and store. Its folding legs make it even more practical.
- Being the anodized aluminum profiles (which make up the worktop) spaced and movable, it is possible to perform cuts with angle grinder and diamond blade without damaging them. More-

- over, the special tile-support-cylinders (available as an accessory) create a gap between the tile and the worktop allowing to perform cuts with angle grinders in every direction without damaging the bench.
- Legs provided with adjustable feet for perfect leveling of the bench.
- The steel structure and the worktop made of anodized aluminum profiles assure maximum strength and stability.
- It possible to eventually add extra aluminum profiles (accessory).
- Main important specifications:
 - Width: variable/adjustable from 100 to 150 cm (from 3.3' up to 5');
 - Length: 1 bench 180 cm (5.9'); 2 benches combined 360 cm (11.8');
 - Height of the worktop from the ground: 83 cm (32 3/4');
 - Maximum load capacity: 150 Kg (331 lbs).
 - Wide range of accessories available.

SPECIFICATIONS AND VERSIONS

| Part No. | Barcode | Quantity | Description | Weight | Dimensions | Weight |
|------------|---------------|----------|--|------------------|---|--------------------|
| 394MA PLUS | 8050532007062 | 1 | BM180 PLUS adjustable width (100-150 cm / 3.3'- 5') table for large format tiles | 38 Kg / 83.7 lbs | 190x21x h 10 cm + 117x20x h 20 cm / 75"x 8 1/4"x 3 1/2" + 46"x8"xh 8" | 39,6 Kg / 87.3 lbs |

ACHIEVABLE WORKTOP DIMENSIONS WITH TWO BM180 PLUS BENCHES ONLY



BM180^{MkII} MODULAR BENCH FOR LARGE FORMAT TILES

MADE IN ITALY



394MA RAI

PACKAGE



"BM180^{MkII}" with folding legs/transport position



2 "BM180^{MkII}" combined



- BM180^{MkII} is the ideal table for cutting and processing large format slabs.
- Worktop dimensions: single table 180 x 90 cm (3'x6'); two combined tables 360x90 cm (11.8'x2.9').
- Thanks to the range of dedicated extensions (accessories) and the possibility to combine two BM180^{MkII} together, the worktop can extend up to 420 cm (13.8') or even more if needed, passing through intermediate measures such as 360 cm (11.8'), 270 cm (8.9') and 240 cm (7.9'). Width can reach up to 150 cm. All these combinations make the BM180^{MkII} perfect for tiles of any dimension.
- Being the anodized aluminum profiles (which make up the worktop) spaced and movable, it is possible to perform cuts with angle grinder and diamond blade without damaging them. Moreover,

- the special tile-support-cylinders (available as an accessory) create a gap between the tile and the worktop allowing to perform cuts with angle grinders in every direction without damaging the bench.
- Legs provided with adjustable feet for perfect leveling of the bench.
- The steel structure and the worktop made of anodized aluminum profiles assure maximum strength and stability.
- Height: 83 cm (32 3/4"). Maximum load capacity (single table): 150 Kg (331 lbs.).
- Wide range of dedicated accessories available.

SPECIFICATIONS AND VERSIONS

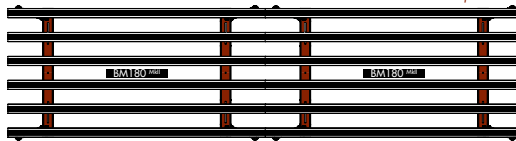
| Part No. | | | Description | | | | |
|-----------|---------------|---|---|------------------|-----------------------------------|------------------------------------|--------------------|
| 394MA RAI | 8050532000995 | 1 | BM180 ^{MkII} modular bench with folding legs | 29 Kg / 63.9 lbs | 190x21x h 10 cm + 117x20x h 20 cm | 75"x 8 1/4" x 3 1/2" + 46"x8"xh 8" | 30,9 Kg / 68.1 lbs |



180x90 cm | 5.9'x3'



360x90 cm | 11.8'x3'



TOOLS FOR LARGE FORMAT TILES

MADE IN ITALY

NEW

min: 100 cm
max: 150 cm



"BM180 PLUS" with extension 394CP270A PLUS



PACKAGE

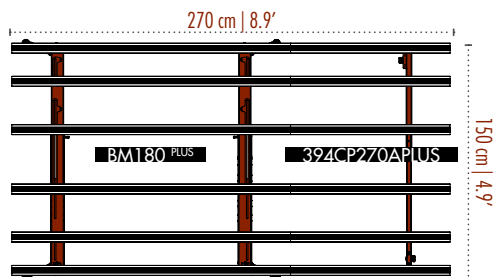
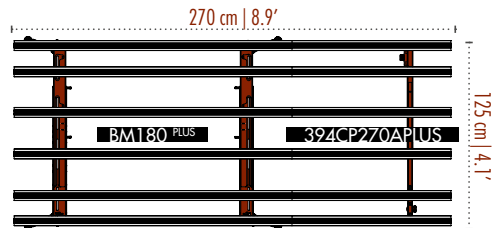
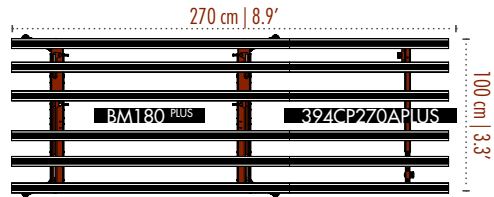
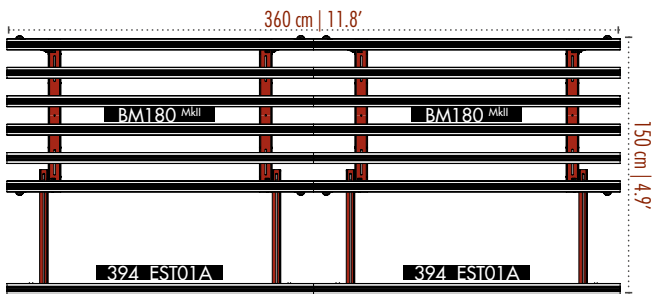
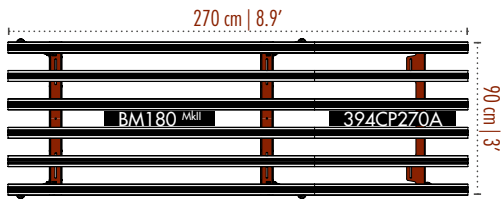
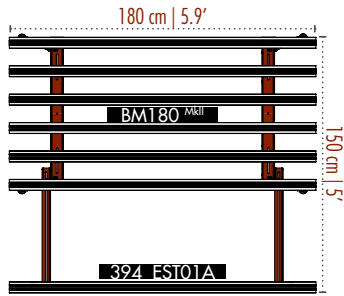


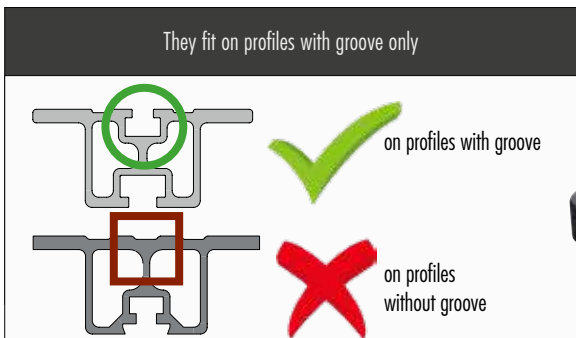
SPECIFICATIONS AND VERSIONS

| Part No. | Barcode | Description | BM180 ^{MkII} | BM180 PLUS | Weight | Dimensions | Dimensions | Weight |
|----------------|---------------|--|-----------------------|------------|--------------------|----------------|-----------------------|--------------------|
| 394CP270A | 8050532005136 | Side extension complete w/6 aluminum profiles and folding legs to lengthen the bench of 90 cm (35 1/2") - tot. 270 cm (8.9') | • | - | 11,6 Kg / 25.6 lbs | 117x20x h20 cm | 46"x8"x h 8" | 12,5 Kg / 27.5 lbs |
| 394CP270A PLUS | 8050532000599 | Telescopic extension (100-150 cm) to lengthen the bench of 90 cm (35 1/2") - tot. 270 cm (8.9') | - | • | 6,2 Kg / 13.7 lbs | 140x14xh 8 cm | 55 1/8"x 5 1/2" xh 3" | 7,2 Kg / 15.9 lbs |
| 394EST 01A | 8050532000124 | Telescopic extension to widen the bench up to 60cm - 23 5/8" (tot. width 150 cm - 4.9') | • | - | 8,2 Kg / 18.1 lbs | 190x Ø17 cm | 46"x Ø 8" | 10,2 Kg / 22.5 lbs |

ACHIEVABLE WORKTOP DIMENSIONS WITH TWO BM180 ^{MkII} AND EXTENSIONS

EXAMPLE OF ACHIEVABLE WORKTOP DIMENSIONS WITH BM180 PLUS AND EXTENSION





PACKAGE



KIT OF 20 TILE-SUPPORT CYLINDERS TO PERFORM CUT WITH ANGLE GRINDER ON BM180^{MkII} AND BM180^{PLUS} TABLES

- To perform with ease cuts with angle grinder (even l-shaped and/or squares holes) on tiles up to 160x320 cm (5.3'x11.9') in any direction.
- One kit consists of 20 polypropylene supports (h56 mm - Ø 60 mm | h2.2" - Ø 2.4") that once inserted along the aluminum profiles, supports the tile and creates a gap between it and the worktop. This allows to perform cuts with angle grinders in any direction without damaging the bench.
- The possibility to freely positioning the cylinders at any point on the worktop allows to choose their layout according to the tile dimension and the kind of cut to be done. Even in the most difficult situations and for the most complex cuts.
- Inserting and fixing is extremely easy and fast: just insert the screw underneath each cylinder into the dedicated slot of each aluminum profiles (which made up the worktop) and slide the supports in the desired position. Slightly rotate the cylinders to fix them.
- Its design and the premium quality polymer they are built with make the cylinders extremely sturdy. They are designed to support tiles of any weight and to last potentially forever.
- The supports are compatible with both BM180^{MkII} and BM180^{PLUS} as well as previous versions if equipped with top-grooved aluminum profiles.
- The supports do not preclude the use of the wide range of accessories dedicated to BM180 tables nor the use of POWER-RAIZOR both in combination with water-cut kit (Art.433PWVA) and/or the dust suppression device for dry cut (Art.433PWZPA).

SPECIFICATIONS AND VERSIONS KIT TILE-SUPPORT CYLINDERS

| Part No. | Barcode | Box | Description | BM180 MkII | BM180 PLUS | USE | Weight | Dimensions | Weight |
|-----------|---------------|-----|--|------------|------------|-------------------------|-------------------|--|-------------------|
| 394CC 01A | 8050532004207 | 1 | Kit of 20 tile-support cylinders for BM180 ^{MkII} and BM180 ^{PLUS} | • | • | on profiles with groove | 0,9 Kg 1.9 lbs | 39x39xh 15 cm 15 3/4"x15 3/4"x h 6" | 1,2 Kg 2.8 lbs |

SIDE PROFILES FOR SCORING AND CUT

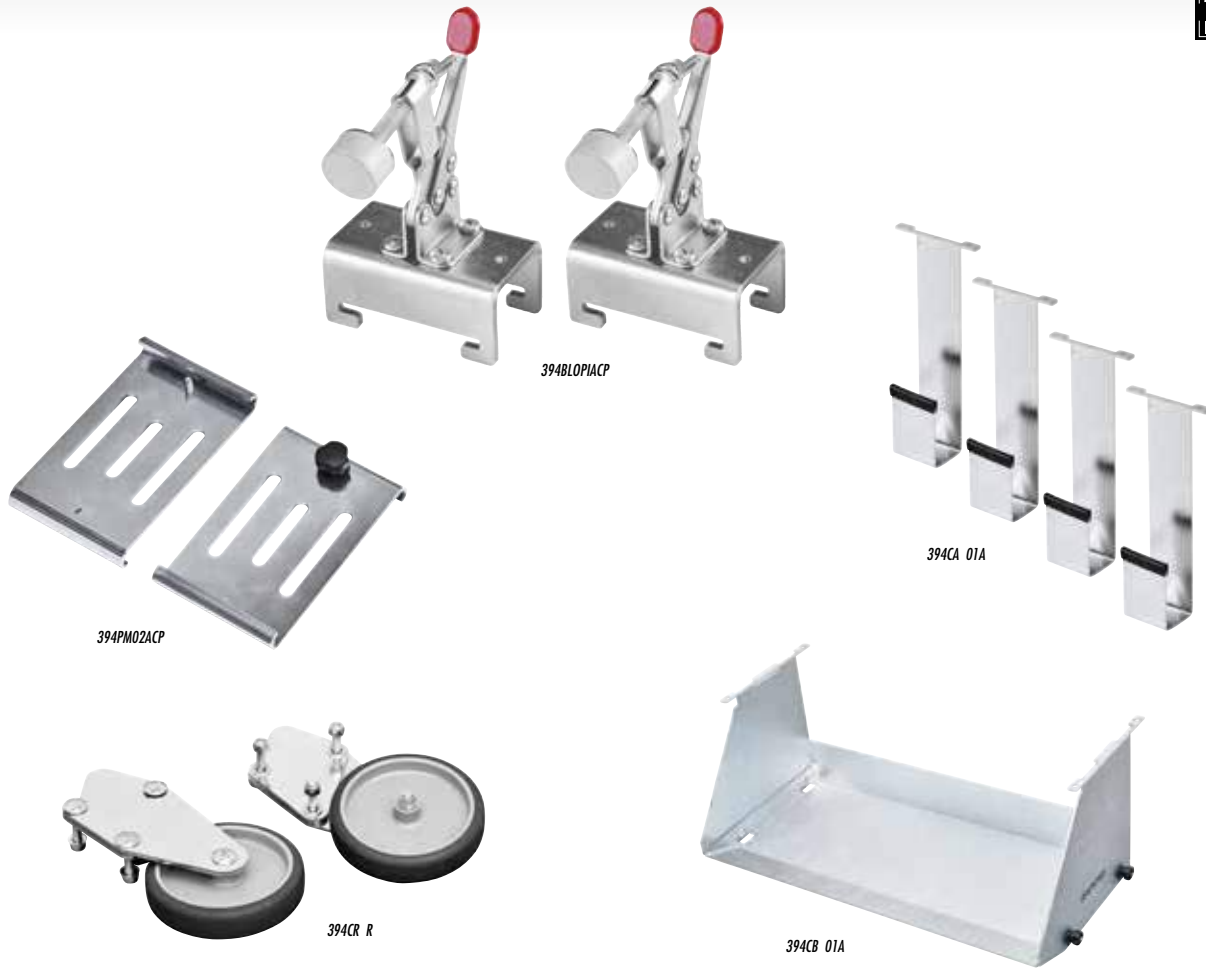
- The side profile connects to the short side of the table offering a continuous support for score & cut the short side of the tile (i.e.: cut 120 cm side of a 120x240 cm tile).
- Available in two lengths: 124 cm and 164 cm (4' and 5.4'). Therefore, suitable even for the largest tiles.
- We recommend the use of the 164 cm (5.4') version only with BM180^{PLUS}.
- Version 124 cm (4') fits on both BM180^{MkII} and BM180^{PLUS}.
- Free to slide in and out when mounted so to not interfere with operator when doesn't need them.

SPECIFICATIONS AND VERSIONS FOR SIDE PROFILES FOR SCORING AND CUT

| Part No. | Barcode | Box | Description | BM180 MkII | BM180 PLUS | Weight | Dimensions | Weight |
|------------|---------------|-----|--|------------|------------|--------|------------|--------|
| 394IS 1200 | 8050532007024 | 1 | Side profiles for scoring and cut length 124 cm (4') | • | • | - | - | - |
| 394IS 1600 | 8050532007031 | 1 | Side profiles for scoring and cut length 164 cm (5.4') | - | • | - | - | - |



TOOLS FOR LARGE FORMAT TILES



SPECIFICATIONS AND VERSIONS

| Part No. | | | Description | BM180 MkII | BM180 PLUS | | | | |
|-------------------|---------------|---|---|------------|------------|-----------------|---------------|--------------------|-----------------|
| 394BLOIACP | 8024648096678 | 1 | Stand-alone tile holder (for 3 to 30 mm thicknesses) - pair | • | • | 0,9 Kg 2 lbs | 27x15xh 10 cm | 10 5/8" x 4" xh 6" | 1 Kg 2.2 lbs |
| 394PM02ACP | 8024648096722 | 1 | Strips support - pair | • | • | 0,6 Kg 1.3 lbs | 27x15xh 10 cm | 10 5/8" x 4" xh 6" | 0,7 Kg 1.5 lbs |
| 394CR R | 8050532000940 | 1 | Wheels for legs - pair | • | • | 1,7 Kg 3.7 lbs | 27x15xh 10 cm | 10 5/8" x 4" xh 6" | 1,8 Kg 4 lbs |
| 394CA 01A | 8050532002364 | 1 | Kit of 4 lateral steel hooks for hang up the cutting guides | • | • | 0,5 Kg 1.1 lbs | 37x17xh 8 cm | 13" x 6 5/8" xh 3" | 2 Kg 4.4 lbs |
| 394CB 01A | 8050532002388 | 1 | Steelmade side tools box | • | — | 4.9 Kg 10.8 lbs | 58x28xh 23 cm | 23" x 11" xh 9" | 5,4 Kg 11.9 lbs |



TOOLS FOR LARGE FORMAT TILES

EASY-MOVE ^{MkIV} WITH RV175 SUCTION CUPS (VACUUM WITH GAUGE)

MADE IN ITALY



ANTIMACCHIA STAIN FREE SUCTION CUPS

NEW




EASY-MOVE ^{MkIV} WITH RV175 SUCTION CUPS (VACUUM WITH GAUGE)

- Completely redesigned this 4th generation of Easy-Move frame for handling large format tiles offers functionality and performance never achieved before.
- Weight reduced by over 25% compared to the previous version.
- Equipped with the innovative RV175 vacuum suction cups (perfect for textured tiles) featuring vacuum gauge and stain-free rubber, both very easy to replace in case of need, and die-cast aluminum body.
- Maximum safety thanks to the vacuum gauges (placed in protected position) which constantly indicates the degree of vacuum inside the cup. The pump system allows to restore/increase the vacuum at any time with the suction cup still in place/working.
- The sliding between the main aluminum profiles is extremely fluid thanks to the anti-friction pads.
- All suction cups (including the central ones) can be easily slid into any position along the profiles.
- Available version with two variable-length telescopic crossbars (mini 90 cm / 35 1/2"; max 160 cm / 63") to allow easy entry into the case/skid and adapt to slabs of any width.
- Crossbars can be easily tilted at an angle (compared to the main profiles) so to adapt to even the most complicated slab layouts.
- Each crossbar is equipped with a RV175 suction cup that can be moved along its entire length. The suction cup can be positioned both inside and outside the main profiles quickly and easily.
- All sliding and movements are extremely fluid to quickly and easily adapt the frame configuration


- to the slab layout. Even the most complicated.
- Tilting suction cups (+/- 1.25 °) to adapt to the inevitable bending of the slabs and guarantee the perfect grip in every situation. The system is particularly useful for textured slabs.
- Suction cups are all positioned in line so to allow using EASY-MOVE ^{MkIV} also on reduced width slabs (minimum width 19 cm / 7 1/2").
- The 4 sliding handles provided with non-slip and stain-proof grommet result in best ergonomics and handling even for wall installation. Each handle equipped with soft rubber grip.
- Maximum slab length 320 cm (10.5 feet); minimum 100 cm (3.3 feet).
- Available version with crossbars (8 suction cups) or without (6 suction cups). Pair of crossbars and their suction cups also available as accessory.
- Available as accessory the kit of 4 double handles to maximize ergonomics in case of use by 4 operators.
- Equipped with plastic suction cups protections, use and maintenance manual.

SPECIFICATIONS AND VERSIONS

| Part No. | Barcode | Quantity | Description | Weight (Kg) | Weight (lbs) | Dimensions (cm) | Dimensions (in) | Weight (Kg) | Weight (lbs) |
|------------------|---------------|----------|--|-------------|--------------|---|--|-------------|--------------|
| 432EM04CA | 8050532010512 | 1 | EASY-MOVE ^{MkIV} with 6 vacuum (pump) suction cups "RV175" with vacuum gauge (stain-free-rubber) | 16,5 Kg | 36.3 lbs | 180x 37xh 30 cm | 71"x 14"xh 12" | 20,3 Kg | 44.7 lbs |
| 432EM04TA | 8050532010550 | 1 | EASY-MOVE ^{MkIV} with crossbars with 8 vacuum (pump) suction cups "RV175" with vacuum gauge (stain-free-rubber) | 23,9 Kg | 52.6 lbs | 180x 37xh 30 cm + 101x12xh 15 cm + 37x19x h 17 cm | 71"x 14"xh 12"+ 40"x5"x6"+ 14"x7 1/2"xh 7" | 28,8 Kg | 63,5 lbs |



TOOLS FOR LARGE FORMAT TILES



PACKAGE



EASY-MOVE ^{MkIV} WITH DOUBLE SUCTION CUPS

- Completely redesigned this 4th generation of Easy-Move frame for handling large format tiles offers functionality and performance never achieved before.
- Weight reduced by over 19% compared to the previous version.
- Equipped with double suction cups with stain-free-rubber.
- The sliding between the main aluminum profiles is extremely fluid thanks to the anti-friction pads.
- All suction cups (including the central ones) can be easily slid into any position along the profiles.
- Available version with two variable-length telescopic crossbars (mini 90 cm / 35 1/2"; max 160 cm / 63") to allow easy entry into the case/skid and adapt to slabs of any width.
- Crossbars can be easily tilted at an angle (compared to the main profiles) so to adapt to even the most complicated slab layouts.
- Each crossbar is equipped with a double suction cup that can be moved along its entire length. The suction cup can be positioned both inside and outside the main profiles quickly and easily.
- All sliding and movements are extremely fluid to quickly and easily adapt the frame configuration to the slab layout. Even the most complicated.
- Tilting suction cups (+/- 1.25 °) to adapt to the inevitable bending of the slabs and guarantee the perfect grip in every situation.

- Suction cups are all positioned in line so to allow using EASY-MOVE ^{MkIV} also on reduced width slabs (minimum width 14 cm / 5 1/2").
- The 4 sliding handles provided with non-slip and stain-proof grommet result in best ergonomics and handling even for wall installation. Each handle equipped with soft rubber grip.
- Maximum slab length 320 cm (10.5 feet); minimum 100 cm (3.3 feet).
- Available version with crossbars (8 double suction cups) or without (6 double suction cups). Pair of crossbars and their suction cups also available as accessory.
- Available as accessory the kit of 4 double handles to maximize ergonomics in case of use by 4 operators.
- Equipped with use and maintenance manual.

SPECIFICATIONS AND VERSIONS

| Part No. | Barcode | Quantity | Description | Weight (Kg) | Weight (lbs) | Dimensions (cm) | Dimensions (in) | Weight (Kg) | Weight (lbs) |
|------------------|---------------|----------|---|-------------|--------------|--|--|-------------|--------------|
| 432EM04CB | 8050532010529 | 1 | EASY-MOVE ^{MkIV} with 6 double suction cups (stain-free-rubber) | 17,3 Kg | 38.1 lbs | 180x 37xh 30 cm | 71"x 14"xh 12" | 21,1 Kg | 46.5 lbs |
| 432EM04TB | 8050532010567 | 1 | EASY-MOVE ^{MkIV} with crossbars with 8 double suction cups (stain-free-rubber) | 25 Kg | 55.1 lbs | 180x 37xh 30 cm+ 101x12x h15 cm + 37x19x h 17 cm | 71"x 14"xh 12"+ 40"x5"x6"+ 14"x7 1/2"xh 7" | 30 Kg | 66.1 lbs |



ACCESSORIES AND SPARE PARTS FOR EASY-MOVE ^{MkIV}

MADE IN ITALY



432E004TR



432E004VA



432E004VB



432E003DID



185WR01A



185WR02A

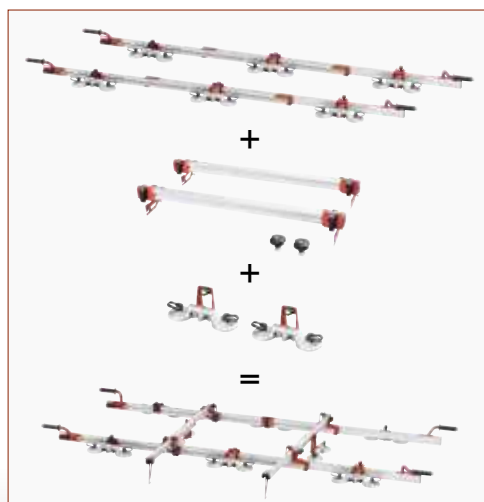
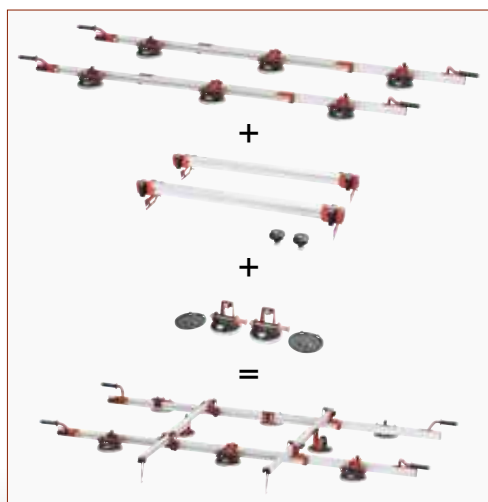
PACKAGE



CARTON BOX

ACCESSORIES AND SPARE PARTS FOR EASY-MOVE ^{MkIV}

| Part No. | Barcode | Box Icon | Description | Weight | Weight | Dimensions | Dimensions | Weight | Weight |
|----------------------|---------------|----------|---|--------|----------|---------------|--------------------------|--------|----------|
| NEW 432E004TR | 8050532010581 | 1 | Pair of crossbars for EASY-MOVE ^{MkIV} | 5,4 Kg | 11.9 lbs | 101x12xh15 cm | 40"x5"x6" | 6,3 Kg | 13.8 lbs |
| NEW 432E004VB | 8050532010604 | 1 | Kit of 2 double suction cup for EASY-MOVE ^{MkIV} | 2,3 Kg | 5 lbs | 37x19xh 17 cm | 14"x7 1/2" x h 7" | 2,5 Kg | 5.5 lbs |
| NEW 432E004VA | 8050532010598 | 1 | Kit of 2 vacuum suction cups "RV175" for EASY-MOVE ^{MkIV} crossbars | 2 Kg | 4.4 lbs | 37x19xh 17 cm | 14"x7 1/2" x h 7" | 2,2 Kg | 4.8 lbs |
| 432E003DID | 8050532010574 | 1 | Kit of 4 double grip handles for EASY-MOVE ^{MkIV} and EASY-MOVE ^{MkIII} | 4,1 Kg | 9 lbs | 40x40xh 15 cm | 15 3/4" x 15 3/4" x h 6" | 4,5 Kg | 9.9 lbs |
| NEW 185WR01A | 8050532011434 | 1 | Stain-free rubber cup + pads | 145 gr | 5.1 oz | - | - | - | - |
| NEW 185WR02A | 8050532011441 | 1 | Vacuum gauge + OR | 30 gr | 1 oz | - | - | - | - |



TOOLS FOR LARGE FORMAT TILES

MADE IN ITALY



NEW



BLISTER

432SSBRAI

PACKAGE





CARTON BOX

- Corner protectors studied mainly for large format tiles but suitable for all kind of tiles. Even for glass or other materials.
- Suitable for tiles and slabs with 3-12 mm thickness; so one product covers all large format tiles thicknesses.
- They are very important when handling large format tiles to avoid potential damages to the most delicate parts of the slab (the corners indeed - and the edges).
- Inserting the product on the corner is easy and fast.
- Once inserted, it firmly remains into position, thanks to a clip that maintains its support on the corner.
- Sold into a 4 pieces transparent blister.
- Made of sturdy plastic.

SPECIFICATIONS AND VERSIONS

| Part No. | Barcode | Box Icon | Description | Tile Thickness | Tile Size | Weight | Volume | Dimensions | Weight | | |
|-----------|---------------|----------|--------------------------|----------------|-------------|--------|--------|--------------|-----------------------------|--------|---------|
| 432SSBRAI | 8050532008687 | 8 | Corner protector (4 pcs) | 3 - 12 mm | 1/8" - 1/2" | 150 gr | 5.3 oz | 32x32xh 8 cm | 12 1/2" x 12 1/2" xh 3 1/8" | 1,2 Kg | 2,6 lbs |



TOOLS FOR LARGE FORMAT TILES

CAM ADV - CART FOR TRASPORT AND STORAGE OF LARGE FORMAT TILES

MADE IN ITALY



169CML UN

PACKAGE




CAM ADV - CART FOR TRASPORT AND STORAGE OF LARGE FORMAT TILES AND HANDLING DEVICES AND FOR SPREADING ADHESIVE ON THE BACK OF THE TILE ("BACK-BUTTERING")

- Cart designed for transport and handling of large format tiles (for instance 3200x1600x 6 mm - 10.5'x5.25'x h 15/32").
- It allows to easily and safely spread adhesive in the back of the tile ("back-buttering"). For this purpose it comes with two height-adjustable hooks for holding our frames "EASY-MOVE MKIV with crossbars" (and previous models) with the slab fasten on them.
- When the handling devices / frames (such as EASY-MOVE MKIV) are on the CAM ADV, the suction cups remain fully accessible. This allow to restore the vacuum (if needed) easily. This feature is particularly relevant when installing textured large format tiles..
- One side of the cart can be used as storage for the transport of one or more slabs.
- On the storage side there are 2 height-adjustable rubber supports, to prevent any accidental damage to the slabs as well as a telescopic safety hooks (which can be adapted to the dimension of the slab) to prevent slabs to fall.
- Wooden plans with rubber edges on both sides of the cart provide safe support for large format tiles.
- Two of the four pivoting wheels are provided with brakes so to prevent the cart to accidentally move.
- CAM ADV is light thanks to its design and the aluminum components.
- Maximum load: 250 Kg (551 lbs).

SPECIFICATIONS AND VERSIONS

| Part No. | | Description | | | |
|------------------|---------------|---|-------------------|--------------------------------------|-------------------|
| 169CML UN | 8024648094858 | 1 CAM ADV Cart for large format tiles and handling devices and for application of the adhesive in the back of the tile ("back-buttering") | 30 Kg 66.1 lbs | 140x43x h 30 cm 55 1/8"x17"xh 12" | 34 Kg 60.6 lbs |



TOOLS FOR LARGE FORMAT TILES



321

142G

TECHNICAL CHARACTERISTICS



41x21 cm

PACKAGE



CARTON BOX

- Designed to vibrate surface of large format tiles and help any air pocket escaping from underneath the slab, ensuring a full bound to the adhesive.
- Compact design, lightweight (6,7 Kg - 14.8 lbs) and easy to handle, it comes with 3 ergonomic handles which allow a comfortable and secure grip during both usages on floors and walls.
- The constant and uniformly applied vibration does not damage the slab even in the most risky situations (for instance, when large holes and/or cuts have been previously performed on the slab).
- High vibration frequency (motor Rpm: 3000 at 50 Hz; 3600 at 60 Hz).
- Vibration level can be adjusted via mechanical removal of eccentrics.

- Single speed.
- Rigid PVC plate specifically designed to optimally transmit vibrations to the slab, thus ensuring the maximum effectiveness. Replaceable rectangular plate but with triangular point to easily reach the corners.
- Motor power: 25 Watt.

SPECIFICATIONS AND VERSIONS

| Part No. | Barcode | Motor | Phase | Power | Speeds | Dimensions | Frequency | Motor |
|----------|---------------|----------------|--------------|-------|------------|------------------------|-----------|-------|
| 321 UE3 | 8050532010499 | 230 V 50/60 Hz | Single-phase | 25 W | 3000/ 3600 | 41x21 cm 16"x8 1/4" | — | — |
| 321 US3 | 8050532010505 | 110 V 60 Hz | | | 3600 | | — | — |
| 321 GB3 | 8050532010482 | 110 V 50 Hz | | | 3000 | | — | — |

DIMENSIONS AND WEIGHT

| Part No. | Quantity | Weight (Kg) | Weight (lbs) | Dimensions (cm) | Dimensions (in) | Weight (Kg) | Weight (lbs) |
|---------------|----------|-------------|--------------|-----------------|-----------------|-------------|--------------|
| VOLPINO MkIII | 1 | 5,4 Kg | 11.9 lbs | 58x30xh 25cm | 23"x12"xh 10" | 6,1 Kg | 13.4 lbs |

ACCESSORIES

| Part No. | Barcode | Quantity | Description | Weight (Kg) | Weight (lbs) | Dimensions (cm) | Dimensions (in) | Weight (Kg) | Weight (lbs) |
|----------|---------------|----------|------------------------|-------------|--------------|-----------------|-----------------|-------------|--------------|
| 258V001A | 8050532008786 | 1 | PVC plate (spare part) | 0,6 Kg | 1.3 lbs | 41x21 cm | 16"x8 1/4" | 1,3 Kg | 2.8 lbs |

RUBBER ANTI-BOUNCING TILE BEATER

- To improve adhesive bounding and to expel air from underneath the slabs/tiles.
- Rubber bottom to prevent tiles/slabs damages.

- Sturdy galvanized steel structure.
- The off-set handle increases effectiveness.


| Part No. | Barcode | Quantity | Description | Dimensions (mm) | Dimensions (in) | Weight (Kg) | Weight (lbs) | Dimensions (cm) | Dimensions (in) | Weight (Kg) | Weight (lbs) |
|----------|---------------|----------|--------------------|-----------------|-----------------|-------------|--------------|-----------------|-------------------------|-------------|--------------|
| 142G | 8024648078582 | 6 | Rubber tile beater | 145x350 mm | 5 3/4"x13 3/4" | 1,5 Kg | 3.3 lbs | 40x40xh 15 cm | 5 3/4"x12 5/8"xh 4 3/4" | 9,4 Kg | 20.7 lbs |



TOOLS FOR LARGE FORMAT TILES


OTHER TOOLS FOR LARGE FORMAT TILES

MADE IN ITALY



185DAL01A

VERDE
ANTIMACCHIA
STAIN FREE
SUCTION CUPS



227D060
227D200



274FDLAM200

274FDLAM060



ACCESSORIES FOR CLOSER



FOAM WASHER



274CV100G80

274FD100G0100

274FD100G0200

274FD100G0400

274FD100G0800

274FD100G1500

274FD100G3000

274FD100A

274FD100G0050

PACKAGE



CARTON BOX

CLOSER - DEVICE TO ACCOST TILES/SLABS WITH STAIN-FREE-RUBBER SUCTION CUPS

- To accost big tiles/slabs.

| Part No. | Barcode | Quantity | Description | Weight | Dimensions | Volume |
|-----------|---------------|----------|--|--------------|-------------|----------------|
| 185DAL01A | 8024648079862 | 2 | "Closer" dispdevice to accost tiles/slabs with stain-free-rubber suction cup | 4 Kg 8.8 lbs | 58x20x25 cm | 19 5/8"x8"x10" |

DIAMOND PADS

- To finish the edges of tiles / slabs after cutting.

- Available grains 60 and 200.

| Part No. | Barcode | Quantity | Description | Grain | Dimensions | Weight |
|----------|---------------|----------|--------------------------------|-------|---------------|---------------|
| 227D060 | 8024648077578 | 5 | Diamond pad 55x90 mm grain 60 | 60 | 55x90 mm | 10 gr 0.35 oz |
| 227D200 | 8024648077585 | 5 | Diamond pad 55x90 mm grain 200 | 200 | 2 1/8"x3 1/2" | 55 gr 1.9 oz |

GRINDING DISCS WITH DIAMOND LAMELLAS

- Lamellar grinding discs for shaping porcelain tiles/slabs edges
- Two grits are available: 200 and 60.

- Use: both dry and with water.

| Part No. | Barcode | Quantity | Description | Water | Heat | Weight | Dimensions |
|-------------|---------------|----------|-------------------------|-------|------|--------------|------------|
| 274FDLAM060 | 8050532012417 | 5 | Lamellar disc grain 60 | • | • | 90 gr 3.1 oz | - |
| 274FDLAM200 | 8050532012950 | 5 | Lamellar disc grain 200 | • | • | - | - |

DIAMOND PADS FOR EDGE AND SIDE FINISHING / POLISHING

- Use on angle grinder RPM: min 1.800 / MAX 4.000

| Part No. | Barcode | Quantity | Description | Water | Heat | Material | Grain | Weight |
|---------------|---------------|----------|---|-------|------|---------------|-------|----------------------|
| 274FDGP50 | 8050532006713 | 1 | Kit of 7 diamond pads | - | • | for porcelain | Ø 100 | 80 gr 2.8 oz |
| 274FD100G0050 | 8024648097293 | 5 | Diamond pad grain 50 | - | • | - | Ø 100 | gr.50 50 gr 1.8 oz |
| 274FD100G0100 | 8024648081933 | 5 | Diamond pad grain 100 | - | • | - | Ø 100 | gr.100 50 gr 1.8 oz |
| 274FD100G0200 | 8024648081940 | 5 | Diamond pad grain 200 | - | • | - | Ø 100 | gr.200 50 gr 1.8 oz |
| 274FD100G0400 | 8024648081957 | 5 | Diamond pad grain 400 | - | • | - | Ø 100 | gr.400 50 gr 1.8 oz |
| 274FD100G0800 | 8024648081964 | 5 | Diamond pad grain 800 | - | • | - | Ø 100 | gr.800 50 gr 1.8 oz |
| 274FD100G1500 | 8024648081971 | 5 | Diamond pad grain 1500 | - | • | - | Ø 100 | gr.1500 50 gr 1.8 oz |
| 274FD100G3000 | 8024648081988 | 5 | Diamond pad grain 3000 | - | • | - | Ø 100 | gr.3000 50 gr 1.8 oz |
| 274CV100G80 | 8024648015648 | 5 | Zirconium abrasive disc with Velcro attachment grain 80 | - | • | - | Ø 115 | gr.80 50 gr 1.8 oz |
| 274FD100A | 8024648081506 | 1 | Pad with velcro Ø 100 mm - 14MA attachment | - | • | - | Ø 100 | - 60 gr 2.1 oz |



TOOLS FOR LARGE FORMAT TILES



MADE IN ITALY



- MOTOKOMPASS is a device designed to create rounded or with rounded corner furnishing elements.
- Possible diameters to perform: minimum 30 cm, maximum 100 cm.
- It is possible to perform both half/bullnose and 45° miter (jolly) profiles.
- Half/bullnose profiles can be performed on slabs and tiles with a thickness from 5 to 12 mm. Available radius: 6 mm, 10 mm, 12 mm.
- 45° miter (jolly) profiles can be performed on slabs and tiles with a thickness from 3 to 12 mm.
- For finishing/polishing the shaped edges, it is recommended to use an angle grinder freehand (max 1400 rpm) with diamond pads.
- It can be either used dry (with a dust extractor) or with water (with kit for wet cut art.433PWW A).


- Suitable with almost all angle grinders with power between 600-1100W.
- Available for grinders with M14 arbor attachment (Art. 433KOMOHR) and for angle grinders with 5/8" - 11 arbor attachment (Art. 433KOMOHUS).
- Equipped with: "RV 175" vacuum pump suction cup with vacuum gauge for use on textured surfaces (special references on the suction cup are available in order to correctly position the suction cup in relation to the work to be performed), scoring device with diamond wheel Ø 16mm, housing unit for angle grinder for shaping edges, cutting-off plier for snap after the scoring cut, use and maintenance manual.
- Angle grinder and diamond tools are not included: they have to be purchased separately.

SPECIFICATIONS AND VERSIONS

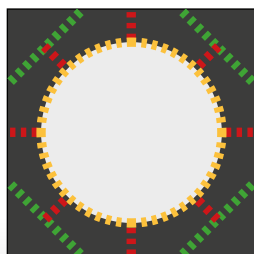
| Part No. | Box | Barcode | Description | Arbor | Wheel | Grinder | Thickness | Radius | Weight | Dimensions | Capacity |
|-------------------|-----|---------------|---|---------|-------|---------|-----------|--------|----------|------------------|----------|
| 433KOMOHR | 1 | 8050532008700 | MOTOKOMPASS - Device for circular shaping. Without angle grinder. Without wheel. With cutting-off plier 3-6 mm. | M14 | — | — | 12 mm | 12 mm | 5,4 Kg | 80x33x h 21 cm | 6,5 Kg |
| 433KOMOHUS | 1 | 8050532011434 | | 5/8"-11 | — | — | 0.47" | 0.47" | 11.9 lbs | 31 1/2"x13"xh 8" | 14.3 lbs |

SPECIFICATIONS AND VERSIONS

| Part No. | Box | Barcode | Description | Profile | Ø | Radius | Water | Dust |
|----------------------|-----|---------------|---|---------|--------|--------|-------|------|
| 179FLEX006SE | 1 | 8024648094834 | Shaping wheel for 1/2 bullnose | | 120 mm | 4 3/4" | 6 mm | 1/4" |
| 179FLEX010SE | 1 | 8024648087171 | Shaping wheel for 1/2 bullnose | | 120 mm | 4 3/4" | 10 mm | 3/8" |
| 179FLEX012SE | 1 | 8050532010970 | Shaping wheel for 1/2 bullnose | | 120 mm | 4 3/4" | 12 mm | 1/2" |
| 179FLEX45SE | 1 | 8050532010987 | Shaping wheel for 45° profile (jolly) | | 120 mm | 4 3/4" | — | — |
| 179FLEX45SERF | 1 | 8050532011267 | Finishing wheel for 45° profile (jolly) | | 120 mm | 4 3/4" | — | — |



STARTING SLAB
MOTOKOMPASS
FINAL SLAB



STARTING SLAB
MOTOKOMPASS
CUTTING GUIDE
ANGLE GRINDER
FINAL SLAB



KOMPASS - DEVICE TO PERFORM CIRCULAR CUTS

MADE IN ITALY

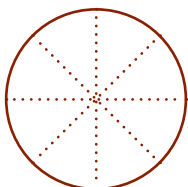


ANTIMACCHIA STAIN FREE SECTION 100%

KOMPASS scribing

433KOMP 50

slicing via angle grinder



PACKAGE
CARTON BOX

• KOMPASS - DEVICE TO PERFORM CIRCULAR CUTS

- Device to perform large diameter circular cuts on large format tiles using the score and snap system.
- It is possible to perform centered, and off centered holes, in relation to the position of the suction cup which holds the KOMPASS to the slab.
- Centered holds dimension: min. Ø 22 cm (8 5/8"), max. Ø 100 cm (39 3/8").
- Off-centered hole dimension: min. Ø 32 cm (12 5/8"), max. Ø 100 cm (39 3/8").
- Diamond scoring wheel Ø 16 mm with pin and bearings.
- Metric/imperial ruler with pointer showing hole diameter.
- Light and easy to transport.
- To complete the processing of the hole is almost always necessary to perform slicing with an angle grinder and removing the cloves afterward.
- It is possible to perform a full circular hole, a semicircular hole, and 1/4 of circle, rounding the corner of the slab.

| Part No. | Barcode | Description | CENTERED HOLES Ø DIMENSION | OFF-CENTERED HOLES Ø DIMENSION | Weight | Dimensions |
|------------|---------------|---|---------------------------------|----------------------------------|----------------|---------------------------|
| 433KOMP 50 | 8050532000742 | 1 KOMPASS - device to perform circular cuts | 22 cm - 100 cm 8 5/8" - 39 3/8" | 32 cm - 100 cm 12 5/8" - 39 3/8" | 1,2 Kg 2.6 lbs | 15x15xh 69 cm 6"x6"xh 27" |



TOOLS FOR LARGE FORMAT TILES




171TG RAI

TIP-TOP. FACE-UP MITER-CLAMPING-DEVICE FOR STAIRS AND COUNTERTOPS OF ANY LENGTH

- Face-up miter clamping devices designed to work with fully visibility of the corner on tiles and stones of any length.
- It allows the user to see the corner with no need to bend.
- Independent double micrometric adjustments (vertical - up and down / horizontal - back and forward) allows to easily create the perfect corner.
- No tile length limits make it perfect for large format porcelain tiles as well.
- As a general guideline we recommend to use a pair (1 kit) on tiles or stones up to 200 cm (6.6') length. For longer tiles just add additional units. Slider adjustment to accommodate laminated edges from 30 to 300 mm (1 3/16" – 12")
- Steps/top dimensions (performances):
 maximum tile length: ∞ (infinite / no limit of length);
 riser: maximum 300 mm (12"); minimum 30 mm (1 3/16").
 maximum tile width: ∞ (infinite / no width limit);
- Suitable also for corner gluing (3 tiles). At least two kits (4 devices) are necessary to perform this particular operation.
- The 3 ballasts weighing a total of 1.2 kg (2.6 lbs) which equip each device contribute to create the perfect weights distribution to keep the tiles in position.
- The 2 stain-free rubber suction cups (Ø 88 mm; 3.5") which equip each device help keeping them in place while doing up & down /back & forward micro-adjustments.
- Black reference bands make it easy and fast to place the devices on the top of the tiles in the right position.
- TIP-TOP is designed to work on the top of the tiles. Tiles must be positioned on a stable, sturdy and big-enough table. We recommend to use one or more BM180^{PLUS} or BM180^{MAXI} tables (worktop dimensions up-to 360x150 cm and even more if needed).
- Each TIP-TOP kit consists of two devices / units.
- TIP-TOP is extremely compact and light (6.2 kg / 13.6 lbs per pair / kit) for ease of storage and transport.

SPECIFICATIONS AND VERSIONS

| Part No. | | | Description | | | |
|-----------|---------------|---|--|-------------------|-----------------------------------|-----------------|
| 171TG RAI | 8050532005686 | 1 | TIP-TOP. Pair of face-up miter-clamping-devices for stairs and countertops of any length | 6,2 Kg / 13,7 lbs | 50x50xh 27 cm / 20"x20"xh 10 5/8" | 9 Kg / 19,8 lbs |



TOOLS FOR LARGE FORMAT TILES

90° GLUING KIT (FOR STEPS AND COUNTERTOP)

MADE IN ITALY



394KIT90BM




* The product does not include BM180^{mkII} modular bench

90° GLUING KIT (FOR STEPS AND COUNTERTOP)

- Miter joining fixture designed to be quickly installed on bench BM180^{mkII} (as well as on previous version) to bond steps, countertops and swimming pool copings.
- The product includes clamps and a pivot mechanism to joint tiles at 90° after miter cut has been performed on them.
- The product includes a pair of aluminum spacers to easily set the proper clearance between the tile pieces to be bonded together.
- The product has been designed to perform up to 2 joints on the same tile and so achieving a "U" shaped steps or counter top.
- Max achievable steps/counter top dimensions:
overall length: 150cm;

- overall height: 20cm;
- overall depth: ∞
- Bench BM180^{mkII} is not included.
- Each Bench BM180^{mkII} can be equipped with up to 2 Miter joining fixture (90° gluing kits).
- Tiles are held in place with removable clamps, easy to be positioned and adjusted.
- The product includes positioning squares for the tile pieces.
- Allows an easy positioning of the tile pieces, is quick to be operated, very sturdy.
- Can be adjusted at any time to keep its accuracy.

| Part No. | | | Description | BM180 MKII | BM180 PLUS | | | |
|------------|---------------|---|--|------------|------------|----------------|-----------------------------|----------------|
| 394KIT90BM | 8024648099273 | 1 | 90° gluing kit to create steps counter top | • | — | 25 Kg 55.1 lbs | 213x46xh 15 cm 84"x18"xh 6" | 30 Kg 66.1 lbs |



TOOLS FOR LARGE FORMAT TILES

MANUAL TILE CUTTERS

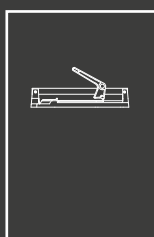


TILE CUTTERS

| | |
|-----------------------------------|----|
| BI-DIRECTIONAL TILE CUTTERS | T2 |
| PUSH TILE CUTTERS | T3 |




Professional, lightweight, accurate. Three adjectives to describe our line of manual tile cutters. Available with either bi-directional and push cut. For cutting tiles from 63 to 125 cm in length.



BI-DIRECTIONAL TILE CUTTERS

MADE IN ITALY

1 YEAR WARRANTY



254RAI75



254RAI63

PACKAGE



CARTON BOX

- Professional, light, accurate, strong.
- Ergonomic grip for bi-directional cut (pulling or pushing).
- No adjustment required for different tile thicknesses.
- Scratch-resistant pads on the breaking feet won't mar delicate glazes.
- Cast aluminum board makes this cutter light, while the steel rail and roller provide superior strength with low maintenance (no seals).
- The cutting wheel is mounted with a pin that can be easily tapped out for quick and effortless wheel replacement (one size fits all).
- Pivoting fence for cuts from 0° to 75° with pre-marked stops at the popular angles of: 15/30/45 degrees.
- A sliding stop that flips up out of the way to make additional cuts without losing your previous measurements (useful for carpet pattern layouts).
- The spring loaded table and foam extension pads provide alternate breaking methods and the proper amount of impact absorption to reduce broken tile (especially on the harder porcelains).
- On board storage compartment for up to (2) replacement cutting wheels.

SPECIFICATIONS AND VERSIONS

| Part No. | Barcode | Box | Table | Roller | Spindle | Weight | Dimensions | Volume | Weight |
|-----------------|---------------|-----|-------------------|--------|------------------------------|-------------------|-----------------------|------------------|--------|
| 254RAI75 | 8024648005083 | 1 | 75 cm 29 1/2" | ∞ | 53x53 cm 20 7/8"x20 7/8" | 9,4 Kg 20.7 lbs | 106x40xh 25 cm | 11 Kg 24.2 lbs | |
| 254RAI63 | 8024648005090 | 1 | 63 cm 24 13/16" | ∞ | 44x44 cm 17 5/16"x17 5/16" | 8,4 Kg 18.5 lbs | 41 3/4"x15 3/4"xh 10" | 10 Kg 22 lbs | |

CUTTING WHEELS

| Part No. | Barcode | Box | Description | Weight | Dimensions | Weight |
|-------------------|---------------|-----|--|---------------|--------------|-----------------|
| 13514 | 8024648005137 | 12 | Ø 14 mm wolfram carbide wheel with spindle | 7 gr 0.2 oz | 24x17xh 1 cm | 100 gr 3.5 oz |
| 13514TITTA | 8024648005144 | 12 | Ø 14 mm TITANIUM wheel with spindle | | | |




MANUAL TILE CUTTERS

MADE IN ITALY

1 YEAR WARRANTY




254RAI125S



254RAI93S



254RAI63S



254RAI75S

PACKAGE



CARTON BOX

- Professional, light, accurate, strong.
- Automatic breaking pad drops down when the handle is raised and flips up when scoring. The pad design gives superior leverage when breaking the thicker porcelains.
- Adjustment available for thicker tile up to 25 mm (1") thick.
- Scratch-resistant breaking foot wont mar delicate glazes.
- Cast aluminum board makes this cutter light, while the steel rail and roller provide superior strength with low maintenance (no seals).
- The cutting wheel is mounted with a pin that can be easily tapped out for quick and effortless

- wheel replacement (one size fits all).
- Pivoting fence for cuts from 0° to 75° with pre-marked stops at the popular angles of: 15/30/45 degrees.
- A sliding stop that flips up out of the way to make additional cuts without losing your previous measurements (useful for carpet pattern layouts).
- The spring loaded table and foam extension pads provide alternate breaking methods and the proper amount of impact absorption to reduce broken tile (especially on the harder porcelains).
- On board storage compartment for up to (2) replacement cutting wheels.
- Small cuts from the edge of the tile are easy, even for the novice.

| Part No. | Barcode | Box | Box | Box | Box | Box | Box | Box | Box | Box | Box | Box | |
|-------------------|---------------|-----|--------|-----------|-----|----------|-------------------|---------|----------|-----------------|-------------------------|---------|----------|
| 254RAI125S | 8024648097187 | 1 | 125 cm | 49 1/4" | ∞ | 88x88 cm | 34 2/3"x 34 2/3" | 20 Kg | 44.1 lbs | 166x44x h 26 cm | 65 2/5"x17 5/16" xh 10" | 21 Kg | 46,3 lbs |
| 254RAI93S | 8024648097194 | 1 | 93 cm | 36 1/3" | ∞ | 66x66 cm | 26"x26" | 10,5 Kg | 23.1 lbs | 124x40xh 23 cm | 49"x15 3/4" xh 9" | 23,1 Kg | 50.9 lbs |
| 254RAI75S | 8024648014542 | 1 | 75 cm | 29 1/2" | ∞ | 53x53 cm | 20 7/8"x20 7/8" | 9,4 Kg | 20.7 lbs | 106x40xh 25 cm | 41 3/4"x15 3/4" xh 10" | 11 Kg | 24.2 lbs |
| 254RAI63S | 8024648014559 | 1 | 63 cm | 24 13/16" | ∞ | 44x44 cm | 17 5/16"x17 5/16" | 8,4 Kg | 18.5 lbs | 106x40xh 25 cm | 41 3/4"x15 3/4" xh 10" | 10 Kg | 22 lbs |

CUTTING WHEELS

| Part No. | Barcode | Box | Description | Weight | Weight | Dimensions | Dimensions | Weight | Weight |
|------------------|---------------|-----|--|--------|--------|--------------|--------------------|--------|--------|
| 13514 | 8024648005137 | 12 | Ø 14 mm wolfram carbide wheel with spindle | 7 gr | 0.2 oz | 24x17xh 1 cm | 10"x6 3/4" xh 3/8" | 100 gr | 3.5 oz |
| 13514TITA | 8024648005144 | 12 | Ø 14 mm TITANIUM wheel with spindle | | | | | | |



NOTES

A large rectangular area with horizontal dotted lines, intended for writing notes. The lines are evenly spaced and extend across the width of the page, leaving a small margin at the top and bottom. The entire area is enclosed in a thin black border.



Images in this catalog may not be reproduced without the prior written consent of Raimondi S.p.A.

Due to the continual improvement of our line of tools, products and specifications are subject to change without prior notice.

Therefore, no rights can be claimed on the basis of the data, illustrations and explanations reported in this catalog.



TECHNICAL PARTNER



SUPPORTING MEMBER



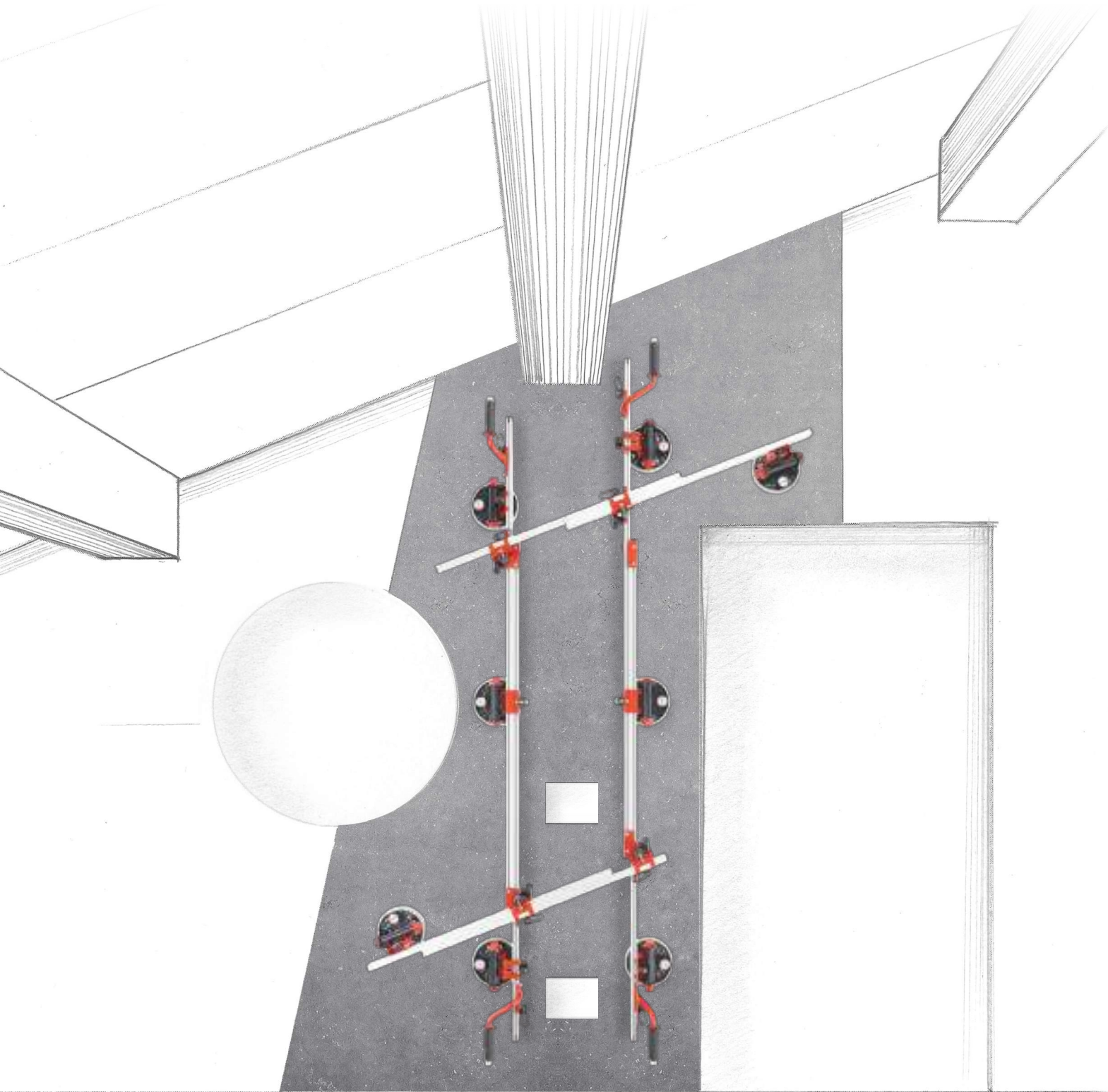
SUPPORTING MEMBER



TECHNICAL PARTNER



SUPPORTING MEMBER



RAIMONDI